

Jesus Heals a Man Born Blind

Jesus Helps People in Need
John 9

Bible Point

Jesus cares about us...because he's God's Son.

Purpose

When we read the stories of Jesus' healings, it's natural to think about it in self-focused terms. We may think, "That was cool! Now what can Jesus do for *me*?"

Jesus certainly can do a lot! But this lesson shifts the focus a bit. Instead of focusing on what Jesus did for the man who was blind, we'll zero in on how Jesus' actions revealed who *Jesus* is. How did the healing reveal *his* power? How did it show his identity as God's Son?

Shifting this focus for your kids will create a worshipful response, a sense of awe, and a challenge for them to keep looking for evidence of who Jesus is. Jesus cares for us because he's God's Son who shows us what God is like.



Prayer

Jesus, please help me see you at work today—in my life and in my time with your children. You are God's Son, full of his power. And yet you care for me. Thank you. In your name, amen.

Prep

Opening Options	Sing & Play	Bible Discovery & Friendship Finale	Apply-It Options
<input type="checkbox"/> Option Cards* <input type="checkbox"/> <i>Blind Crepe Paper</i> : crepe paper rolls <input type="checkbox"/> <i>Crayons Can't See</i> : paper, crayons, watercolor paints, paintbrushes, small cups of water	<input type="checkbox"/> countdown video* <input type="checkbox"/> <i>Music Video</i> DVD* <input type="checkbox"/> <i>Buddy Video</i> DVD* <input type="checkbox"/> Beacon Bible Memory Buddy poster* <input type="checkbox"/> media player <input type="checkbox"/> Bible (bookmark 1 Peter 5:7)	<input type="checkbox"/> "Jesus Heals a Man Born Blind" Bible Story poster* <input type="checkbox"/> Beacon Bible Memory Buddy stickers* (1 per child) <input type="checkbox"/> Take-It-Home Flyers* (Unit 2, Week 2) (1 per child) <input type="checkbox"/> Bible (bookmark John 9:3, 6-7, 35-38) <input type="checkbox"/> paper <input type="checkbox"/> white crayons <input type="checkbox"/> markers	<input type="checkbox"/> <i>Explore More</i> : Bibles, paper, pens <input type="checkbox"/> <i>Game</i> : index cards, masking tape, crayons

* in your **Simply Loved Kit**



Opening Options

Set up one—or both—of these intro activities to start your time together. Each activity connects kids to the Bible Point and to each other. Cut apart these Option Cards, and place one by each activity you choose. Crew Guides will follow the directions and build friendships with kids as they make discoveries together!




Blind Crepe Paper

Supplies: crepe paper rolls

Blindfold a partner, then lead him or her around the room.

? What's something you can't do very well without help?

We can't do everything by ourselves. Sometimes we need help! But the good news is Jesus cares about us, and he can help. In fact, today we'll see how he helped someone in our Bible story.



Crayons Can't See

Supplies: paper, crayons, watercolor paints, paintbrushes, small cups of water

With your eyes tightly closed, draw or paint something you saw in the last week. Have others guess what you drew.

? Which of your senses—sight, hearing, taste, smell, or touch—would be the hardest one for you to lose? Tell why.

Today we'll hear about a man in the Bible who couldn't see. But Jesus cares about us. We'll see how Jesus helped the man!

Opening

Now's a great time for Opening Options. Choose one—or both—to introduce today's Bible discoveries.



countdown video (1 minute)

Help kids transition, clean up the activities, and sit with Connect Crews. A Connect Crew is a small group of kids with one Crew Guide.

Sing & Play

Friends, I'm so glad you could be here with me today. Let's praise our God together!



"Our God" music video

Wow! God is the greatest. And today we're going to see that Jesus is God's Son. That means Jesus is the greatest, too!

Bible Point

Plus, Jesus cares about us. Every time you hear the words "Jesus cares about us," give two thumbs up (demonstrate) and say, "He's good!" Let's try that together.

- Give two thumbs up.
- Say, "He's good!"
- Repeat several times.

Repetition cements learning, so be sure to say today's Bible Point A LOT. Have fun with it! Kids will love listening for it and responding with "He's good!"

Jesus is so good that we can trust him! Sweet! Let's praise Jesus with another song.



" 'Tis So Sweet to Trust in Jesus" music video

Supplies

- Bible
- media player
- *Music Video* DVD
 - "Our God" music video
 - " 'Tis So Sweet to Trust in Jesus" music video
 - "He Is the Light" music video
- *Buddy Video* DVD
 - Beacon Bible Memory Buddy video (Week 2)
- Beacon Bible Memory Buddy poster



He's good!

Bible Memory Buddy & Verse

Beacon is our Bible Memory Buddy. Show the Bible Memory Buddy poster. Beacon is a rainbow-billed toucan. But how do toucans talk? Let's find out with a This-or-That Challenge! You'll hear two fun facts about rainbow-billed toucans. It's up to you to decide which is true—this fact or that!



- ❓ Do rainbow-billed toucans talk to friends by beating their wings or blinking their eyes?
- Have everyone flap their arms to vote for *this* (beating wings) or hold their hands above their eyes and blink to vote for *that* (blinking).
- Make a drumroll sound by patting your thighs or the floor.
- Dramatically give the answer: **Toucans beat their wings! They have other ways to talk to their friends, too. Let's find out more!**
- Watch the Bible Memory Buddy video.



Beacon Bible Memory Buddy video (Week 2)



Show the Bible. **The Bible is God's true story of love! Each book in the Bible is made up of chapters and verses. Chapters are longer, and verses are usually about one sentence. Let's say today's verse together. I'll say a line, and then you repeat it after me.**

"Give all your worries and cares to God, (hold arms out then lift up) for he cares about you." (hug self)
(1 Peter 5:7)

Jesus cares about us. (He's good!) Today we'll discover how Jesus cared for and healed a man who was blind. Before he miraculously healed the man, Jesus said, "But while I am here in the world, I am the light of the world" (John 9:5).

Wow! Jesus said it himself; he is the Light! Let's declare that truth together.



"He Is the Light" music video

Bible Discovery

Circle Up & Connect

Let's circle up and spend a little time simply getting to know each other in smaller groups called Connect Crews.

- Arrange kids into Connect Crews with one helper—or Crew Guide—per group.
- Invite kids to sit in knee-to-knee circles with their Connect Crews.
- Have kids give their Crew Guides a greeting wink.
- Have kids take turns saying their names and answering this question. Crew Guides go first.

❓ **What's your favorite thing to look at?**

Experience the Bible Story

There was a man in the Bible who was born blind. Throughout his whole life, he'd never been able to see. Let's draw that man.

Crew Guides distribute white paper and white crayons to each person.

As kids each draw, call Crew Guides up and whisper to them that they should write "Jesus is God's Son" with white crayon on their own paper. Create your own paper with those words as well.

We know that this man had parents who were still alive and part of his life. So let's draw his parents with him. Pause.

And we know this man had neighbors. Go ahead and draw a couple of neighbors. Pause.

We also know that since people who were blind in Jesus' day couldn't work, this man begged for money. Let's draw some coins at the man's feet. Pause.

Much like you can't see your pictures, the man couldn't see his parents, his neighbors, or the coins at his feet. He couldn't see his reflection in a mirror. He'd never seen anyone he loved!

But then one day Jesus came along, and Jesus cares about us. (He's good!) He cared about this man. And since Jesus is God's Son, he had the power to heal him.

Let's see how Jesus healed the man.




Read aloud John 9:6-7.

Supplies

- Bible
- "Jesus Heals a Man Born Blind" Bible Story poster
- paper
- white crayons
- markers

We call helpers Crew Guides. If you lead a small class, you can be the Crew Guide. Simply circle up with the kids. If you have helpers, form smaller groups so each child can be known—and so kids can befriend your helpers, too!



Let's spread "mud" on our pictures to help the man see. We'll use markers as our mud. Color all over your paper. Crew Leaders, don't color yours quite yet. Pause.

Wow! For the first time in his life, this man could see! He could see his parents! He could see his neighbors! He could even see Jesus! Maybe his face looked like this as he took in all these new sights. Show the Bible Story poster.

Jesus cares about us. (*He's good!*) He showed that he cared when he healed the man and gave him sight.

But not everyone thought it was such good news, though. Some people weren't sure who this Jesus guy was! So they asked the man a *lot* of questions.

It's like the man was tugged back and forth and in all different directions, getting question after question. Let's see what that might have felt like. I'll tell you what happened, and then I'll say either "left" or "right." You'll pass your paper that direction around the circle.

We're going to move quickly, so let's practice our left and right. Everyone look to your left. Pause. Now look right! Pause. Got it? Let's go!

First, the man's neighbors said, "Isn't this the man who used to sit and beg?" Left! Pause.

Then other neighbors said, "No, he just looks like him." Left! Pause.

His neighbors asked the man, "Who healed you?" Right! Pause.

He answered their questions, but they took him to the religious leaders called Pharisees. Left! Pause.

The Pharisees asked what the man thought about Jesus. Right! Pause.

Then they sent him away. Left! Pause.

The Pharisees called for the man's parents. Right! Pause.

The parents answered questions about their son. Right! Pause.

Then the Pharisees called the blind man in again. Left! Pause.

They asked how Jesus healed the man. Right! Pause.

The Pharisees got mad and started yelling at him. Right! Pause.

The Pharisees kicked the man out of their sight! Left! Pause.

Whew! That poor man was pulled in all directions, trying to answer questions he didn't really understand. The Pharisees didn't believe that Jesus is God's Son or that Jesus cares about us. *(He's good!)* And the man didn't know much about Jesus, but he knew he had been blind...and *now* he could see!

Jesus cared for the man and healed him, but there was more going on than just his care. Jesus was showing something about himself—who he is.

The Heart of the Matter

Motion to Crew Guides. While you kids were drawing your pictures earlier, we were creating our own papers. Hold up your paper.


Take a look at your Crew Guide's paper. Talk about these questions as a whole group.

- 🗨️ Can you tell what your Crew Guide drew or wrote?**
- 🗨️ Can you tell if there's anything on the paper at all?**

Maybe you can kind of make out that there are some marks. You know there's something on that paper. But you can't quite see what.

That's kind of like how Jesus was to people. They could tell there was something special about him...but they couldn't quite tell what.

And the Pharisees could see Jesus with their eyes, but they couldn't see that he was sent from God. It's like the Pharisees wanted to cover it up. So let's cover up your Crew Guide's paper with marker. Everyone work together! Pause.



On the count of three, everyone call out what the paper says. One, two, three! Pause.

Jesus is God's Son. And that's what he wanted everyone to know! In fact, Jesus explained why he healed the man. Let's read what he said.



Read John 9:3.

Jesus wanted to show that *he* had the power of God, because Jesus is God's Son. And Jesus cares about us. (*He's good!*) He wanted to make sure the man who'd been blind knew who Jesus was, too. Let's read a little bit of their conversation after all the back and forth with the Pharisees.




Read John 9:35-38.

Wow! The man could now see what was in front him, *and* he could see who Jesus was! He knew that Jesus is God's Son and that Jesus cares about us. (*He's good!*)

Even though they didn't acknowledge who Jesus was, Jesus cared for those Pharisees, too. God loved the whole world so much that he sent his only Son, Jesus. Jesus shows everyone God's love and care. Even though we can't see Jesus in front of us, we can look for ways he cares for us today.

Let's talk about this in Connect Crews.

- ❓ **What's one way you've seen Jesus' care for you this week?** Share an example from your own life to begin.
- Give Connect Crews several minutes to discuss.
- Close in prayer.



Now's a great time for Apply-It Options! Choose one—or both—of the following reinforcement activities to support today's Bible discoveries before the Friendship Finale.

Apply-It Options

Choose one—or both—of these activities to support kids' learning after Bible Discovery.

Explore More

Supplies: Bibles, paper, pens



Distribute Bibles, and help kids find and read Matthew 6:26 together.

That Bible verse is something Jesus said when he was outside. I wonder if he saw a bird and that reminded him of God's care! Let's see what we can find that reminds us that Jesus cares about us. (He's good!)

- Crews can look around the room or out a window if you have one.
- Crews will work together to list things they see that remind them of God's care.
- Challenge Crews to list at least five items.
- Allow each Crew time to share *one* thing from their list.

After Jesus healed the blind man, the man could see all sorts of evidence of Jesus' care! When we look around and pay attention, we'll see that Jesus cares about us. (He's good!)




Game

Supplies: index cards, masking tape, crayons

This story really showed us who Jesus is! Jesus is God's Son, and Jesus cares about us. (He's good!) Let's see if you can figure out who *you* are in a fun game.

- Each person writes the name of a famous person (real or fictional) on an index card.
- Find a partner, and tape the index card to the partner's forehead without letting them see what it says.
- Mingle and ask only yes-or-no questions to find out who you are.
- ❓ **What questions helped you figure out who you were in this game?**
- ❓ **What questions would you ask to help you find out more about who Jesus is?**

We had to think hard about what people said to figure out who we were. When we look at Jesus' life in the Bible, we'll see who he is! Jesus is God's Son, and Jesus cares about us. (He's good!)




Supplies

- Beacon Bible Memory Buddy stickers (1 per child)
- Take-It-Home Flyers (Unit 2, Week 2) (1 per child)

Friendship Finale

Have kids sit in knee-to-knee circles with their Connect Crews.



Beacon, our Bible Memory Buddy, helps us remember that Jesus cares about us. (He's good!) You'll receive a Beacon sticker to help you remember to look for ways Jesus cares for you throughout your week. You can wear it now or take it home with you.

- Demonstrate how to hold your hands in front of your mouth like a toucan beak.
- Kids copy your lead.
- Crew Guides say, "[Child's name], **Jesus cares about you**" and place the sticker in the child's beak.
- Crew Guides give thumbs-up when everyone has received a sticker.

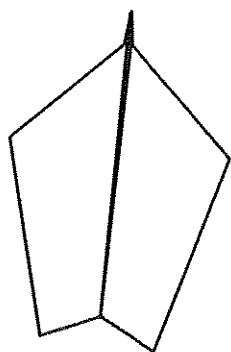

Saying each child's name in a loving way helps kids simply experience Jesus' love through you!

Jesus, God's only Son, cared about a man who was blind. And he healed him! Jesus cares about us, too. (He's good!)

It's amazing that Jesus is God's Son, full of God's power...and still cares about us.

I'd like to read you something about our friend Jesus. As I read, I'd like you to pretend your hand is a phone and hold it up to your ear, like you're talking with someone (demonstrate). Great, now close your eyes and listen while I read something about Jesus.

- Read the first section of the Unit 2, Week 2 Take-It-Home Flyer.
- **Now I'll give you one of these flyers to help you talk about who Jesus is in your Connect Crews and at home, too. Think of this as a practice time for talking about Jesus with your family at home.**
- Distribute Take-It-Home Flyers to Crew Guides, and have them share about their own friendship with Jesus as they discuss the "Talk Starter" question with their Crews.
- Kids share prayer requests—things they'd like to tell Jesus—in their Connect Crews.
- Connect Crews pray together.
- Crew Guides distribute Take-It-Home Flyers and follow the directions to help kids fold the paper to "fly" home. ○



Jesus Heals a Man Born Blind

(John 9)

"Give all your worries and cares to
God, for he cares about you."

(1 Peter 5:7)

Jesus cares about us... because he's God's Son

Can you imagine someone really important calling you on the phone, just to see if you had any problems they could help with? Like the Queen of England calling to deal with that tough homework assignment.

It'd be pretty surprising. And sure, you'd probably accept the offer. But you might wonder why they care about little old you.

Well, the Queen of England may not dial your number any time soon, but someone even more important cares about you: Jesus.

Jesus is God's Son. That's higher than any position—even the ruler of a country. He's the ruler of the *universe*. Forever.

That's actually one reason *why* he cares about your problems. He made you!

So ask God's Son for help, any time.

Talk-Starters

Tell about the most important person you've ever met in person. What did you say or do?


Try-This-@-Home

Do something that shows you care about someone you live with. Maybe it's helping with dinner, cleaning the bathroom, or apologizing for something you did. Whatever it is, ask Jesus to help you.



Explore More @ Home

Jesus is God's Son! See John 3:16-17;
Matthew 3:16-17; and John 20:31.




Make this page fly home!

Fold a flyer. When you get home

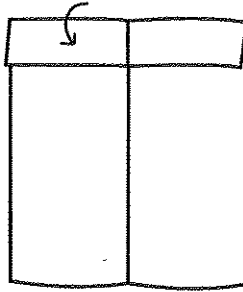
...help someone you live with make a plane that looks like yours. Then put on an airshow together and talk about how Jesus shows us who God is!

Here's how:

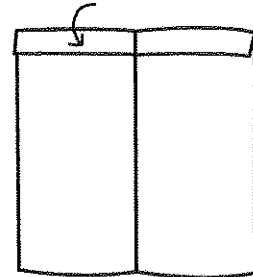
- ① Fold the paper in half lengthwise as shown.




- ② Unfold, then fold the top of the paper down about 2 inches.



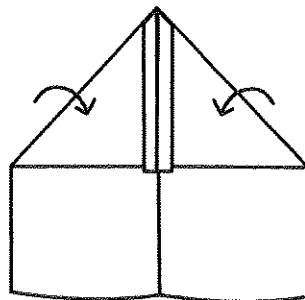
- ③ Fold the top edge down again to meet the bottom of the previous fold.



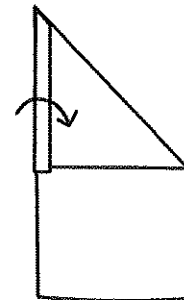
- ④ Fold the folded edge one more time to meet the bottom of the previous fold.



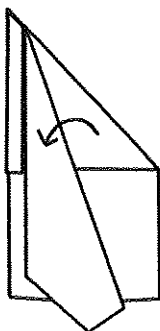
- ⑤ Fold the top corners down and away from you.



- ⑥ Fold the plane in half toward you.



- ⑦ With the point at the top, fold the wings down on each side.



- ⑧ Fold up the edges of the wings.



- ⑨ Take aim, and let it fly!

