

Samuel Anoints David as King

Bible Point

God helps us.

Purpose

You need to pick a gift card for a friend’s birthday present. So you go to the store and stand in front of a display packed with plastic cards for restaurants, shops, and online stores. What do you pick? The prettiest one? The one with the best logo? Or the one whose internal value will delight the recipient’s heart the most?

Certainly, picking a gift card is a little different from picking a king. But Samuel’s task also required that he look beyond the outside appearance and to the heart. God helped him choose a new king who loved God. And that pick made all the difference.

Young kids love to be seen and celebrated. They really thrive when grown-ups in their lives see not only their outward appearance but also their hearts. So ask God to help you really notice kids’ hearts today, and find ways to fill them with God’s love.



Prayer

Dear God, help me see each child’s heart so I can show children your greatness and love as I lead them this week. In Jesus’ name, amen.

Prep

Opening Options	Sing & Play	Bible Discovery & Goodbye Circle	Apply-It Options
<ul style="list-style-type: none"> <input type="checkbox"/> Option Cards* <input type="checkbox"/> <i>Fingerprint Hearts</i>: washable ink stamp pads, stampers, paper, pens, wet wipes <input type="checkbox"/> <i>Block Houses</i>: Duplo blocks, plastic classroom items (such as toy figures or plastic blocks) 	<ul style="list-style-type: none"> <input type="checkbox"/> <i>Music</i> CD* <input type="checkbox"/> <i>Music Video</i> DVD* <input type="checkbox"/> <i>Buddy Video</i> DVD* <input type="checkbox"/> Klymer Bible Memory Buddy poster* <input type="checkbox"/> media player <input type="checkbox"/> Bible (bookmark Psalm 121:1-2) 	<ul style="list-style-type: none"> <input type="checkbox"/> “Samuel Anoints David as King” Bible Story poster* <input type="checkbox"/> <i>Music</i> CD* <input type="checkbox"/> Klymer Bible Memory Buddy stickers* (1 per child) <input type="checkbox"/> media player <input type="checkbox"/> Bible (bookmark 1 Samuel 16:1, 7, 11-12) <input type="checkbox"/> small cup of olive oil (optional) 	<ul style="list-style-type: none"> <input type="checkbox"/> <i>Game: no supplies</i> <input type="checkbox"/> <i>Food-n-Friendship</i>: snack, napkins, hand cleanser, <i>Music</i> CD*, media player <input type="checkbox"/> <i>Coloring Creation</i>: “Samuel Anoints David as King” Coloring Creation pages* (1 per child), crayons, small cup of olive oil, wet wipes, <i>Music</i> CD*, media player

* in your **Simply Loved Kit**



Opening Options

Set up one—or both—of these intro activities to start your time together. Each activity connects kids to the Bible Point and to each other. Cut apart these Option Cards, and place one by each activity you choose. Crew Guides will follow the directions and build friendships with kids as they make discoveries together.



Fingerprint Hearts

Supplies: washable ink stamp pads, stampers, paper, pens, wet wipes

Use thumbs to make fingerprint hearts. Then clean up with wet wipes. Use stampers to decorate or pens to draw around the hearts.

? Who is someone you love? What do you love about them?

Hearts remind us of love. In our Bible story today, Samuel loved God, and God helped Samuel pick a new king who also loved God. **God helps us, too.**

Block House

Supplies: Duplo blocks, plastic classroom items (such as toy figures or plastic blocks)

Build a house, then place a small classroom item inside.

? What's something you keep inside your house? your kitchen? your bedroom?

God helps us. In our Bible story today, God helped Samuel choose David to be the new king. God saw something special inside David—a heart that loved God!

Opening

Now's a great time for Opening Options. Choose one—or both—to introduce today's Bible discoveries.



"The Cleanup Song" (*Music CD track 1*)

Help kids transition by cleaning up before sitting with their Connect Crews. A Connect Crew is a smaller group of kids with one Crew Guide.

Sing & Play

Welcome

Hello, friends! I'm so glad you're here today. Let's sing our welcome song.



"Hello, My Friends" (*Music CD track 2*)

Let's say hello to our Crew Guides. They're our go-to friends who are here to have fun and learn along with us.

- Kids give their Crew Guides a double high-five.

Bible Point

Today's Bible Point tells us that **God helps us**. Every time you hear the words **"God helps us,"** put one fist on your other palm and say, **"Stand strong!"** Let's try that together.

God helps us. (*Stand strong!*) **Do this with me.**

When we are weak (*bend over like you're tired*)

And don't know what to do, (*shrug shoulders with arms out at your sides*)

Ask God for help (*fold hands together like praying*)

And God will see us through. (*pump fist in the air*)

God helps us. (*Stand strong!*)

Repeat several times.

Repetition cements learning, so be sure to say today's Bible Point A LOT. Have fun with it! Kids will love listening for it and responding with "Stand strong!"

Supplies

- Bible
- *Music CD*
 - "Hello, My Friends"
- *Music Video DVD*
 - "Our God" music video
 - "Come, Thou Almighty King" music video
- *Buddy Video DVD*
 - Klymer Bible Memory Buddy video (Week 1)
- media player
- Klymer Bible Memory Buddy poster



Stand strong!

With God's help, we can stand strong and trust that our God is in charge. Let's sing a song to praise our God right now.

 "Our God" music video



Bible Memory Buddy & Verse


It's time to talk to our friend Buzzly Bee. Buzzly will introduce us to a Bible Memory Buddy friend. Let's call for Buzzly. Do what I do!

- Flap hands quickly like a bee.
- Make buzzing sounds.

 Klymer Bible Memory Buddy video (Week 1)

Klymer the snow leopard reminds us that **God helps us**. (*Stand strong!*)

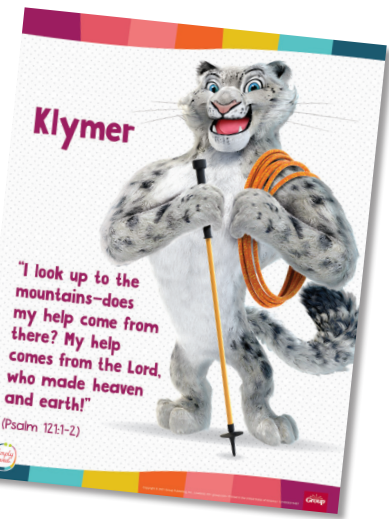
- Show the Bible Memory Buddy poster.
- Explain that snow leopards have thick, long fur on their tummies to keep them warm.
- Have kids pretend to rub thick fur on their tummies.

 Show the Bible. **The Bible is God's true story of love! Our Bible Memory Verse comes from the Bible. Let's say it together. I'll say a line, and then you repeat after me.**

"I look up to the mountains— (*shield hand over eyes and look up*)
does my help come from there? (*shrug shoulders*)
My help comes from the Lord, (*point up with hands*)
who made heaven and earth!" (*circle arms up and around head*)
(Psalm 121:1-2)

What a good feeling it is to know that **God helps us**. (*Stand strong!*) **God is the almighty. That means he's strong and in charge of everything. Let's sing a song about God, our almighty King.**

 "Come, Thou Almighty King" music video




Repeat, repeat! Feel free to do activities more than once. You'll give kids time to catch on and jump in.

Bible Discovery

God helps us. (*Stand strong!*) Hold up a Bible. **Today our Bible story shows how God helped Samuel pick a new king. God helped Samuel see something special about a young boy named David.**

- Get comfy and sit in knee-to-knee circles with Crews.
- **What's something special about you?** Invite Crew Guides to share first.
- Crew Guides give thumbs-up when everyone has shared.

God has created all people in a special way. He knows us—inside and out! And God knew his people needed a new king whose heart loved God. So God sent the prophet Samuel on a secret search. A prophet is someone who gives messages from God. Let's read what message God said to Samuel.

 Read aloud 1 Samuel 16:1.

God told Samuel to find a king. Let's help Samuel.

- **What do you think the new king will look like?** Invite responses from the whole group.

Hmm. Seems like we don't know exactly what this king will look like on the outside. Maybe he'll be tall. Have everyone stand on tiptoes. **Or maybe he'll have dark hair.** Have everyone pat their hair. **Or maybe he'll have big muscles.** Have everyone make muscles. **We just aren't sure.**

Samuel wasn't sure either. What if Samuel looked and looked and couldn't find the king? Or what if Saul, the man who was king right now, found out Samuel was looking for a new king instead of him—and got really, really mad?

Take a deep breath. **Samuel didn't need to worry because God helps us.** (*Stand strong!*) **God would show him the new king. Do this with me.**


- Take a deep breath.
- Fold hands together and say, "God, please help us."

If you'd like, hold up a small cup of olive oil. **God told Samuel to pack a container of olive oil to take because he would anoint the new king. Anoint means to put oil on a person's head. It was a way to show that person had a special job to do for God.** Walk among Crews, letting kids see and smell the olive oil, then set it aside.

Supplies

- Bible
- "Samuel Anoints David as King" Bible Story poster
- small cup of olive oil (*optional*)

We call helpers Crew Guides. If you lead a small class, you can be the Crew Guide. Simply gather kids in a cozy circle around you. If you have helpers, form smaller groups so each child can be known—and so kids can befriend your helpers, too!

 Read the verses from the Bible. You're showing kids that God's Word is special. And don't worry; we've kept the verses short for young attention spans.

Welcome a few responses. Be sure to summarize what kids say so everyone can hear.

God told Samuel to travel to the town of Bethlehem, find Jesse’s family, and anoint a new king. Let’s get searching. Remember, it’s a secret search, so we must go quietly. Follow me!

- Stand up.
- Tiptoe around the perimeter of the room, looking around for a king.
- Once you’ve gone around, tell everyone: **Here we are in Bethlehem! This is where God told Samuel to go. Let’s stay and look here. God will help us.**
- Sit down.

When Samuel got to Bethlehem, Jesse and his sons were there. One by one, Jesse’s sons came forward. Hmm. Which son was the one God would choose to be the new king?

Samuel didn’t know exactly who he was looking for, but he trusted God to help him. **God helps us.** (*Stand strong!*) Let’s help Samuel pick a king! Do what I do.

Form a big circle, and sing this rhyme to the tune of “The Farmer in the Dell.” Have children sing along and do the actions with you.

Not a singer? No problem! Simply chant or rap the lyrics instead! It doesn’t have to be perfect—simply have fun with your kids as you go along.

We’re going to pick a king. (*march in place*)
We’re going to pick a king. (*march in place*)
God will help us find him. (*point up*)
We’re going to pick a king. (*march in place*)

Let’s look for one who’s tall. (*stand up tall on tiptoes*)
Let’s look for one who’s tall. (*stand up tall on tiptoes*)
God will help us find him. (*point up*)
Let’s look for one who’s tall. (*stand up tall on tiptoes*)

Stop singing. **Nope! He’s not the one!** Shake head “no.”

Begin the song again.

Let’s look for one who’s strong. (*make muscles*)
Let’s look for one who’s strong. (*make muscles*)
God will help us find him. (*point up*)
Let’s look for one who’s strong. (*make muscles*)


Stop singing. **Nope! The strong one’s not the one either!** Shake head “no.”

Begin the song again.

Let’s look for one with a beard. (*stroke pretend beard*)
Let’s look for one with a beard. (*stroke pretend beard*)
God will help us find him. (*point up*)
Let’s look for one with a beard. (*stroke pretend beard*)

Stop singing. **Nope! Beard or no beard, he’s not the one!** Shake head “no.”

None of Jesse’s sons was the new king. Have everyone sit down. **What would Samuel do? Samuel needed help. God helps us.** (*Stand strong!*) **Let’s read what God said to Samuel.**

 Read aloud 1 Samuel 16:7.


God didn't want a king who looked good on the outside. He wanted a king who loved God on the inside. God would pick a king who loved him and wanted to follow God's way. Have everyone hold their hands over their hearts.

Samuel met all of Jesse's sons. But none of them would be the king. Samuel said to Jesse, "The Lord has not chosen any of these." Have everyone shake head "no." **"Are these all the sons you have?"** Have everyone shrug shoulders. **Let's read what Jesse said.**

 Read aloud 1 Samuel 16:11-12.

It was David! David was the youngest son, a shepherd who watched over the family's sheep and goats.

- Have everyone *baa* like sheep and goats.
- Show the Bible Story poster.



Samuel anointed David by putting the olive oil on his head. From that day on, God was with David and helped David be a good king. **God helps us.**
(Stand strong!)

David stood strong and was ready to obey God. God had a special plan for David, and God would help him each step of the way. Let's celebrate!

Begin the song again.

David will be king. *(hop excitedly up and down)*

David will be king. *(hop excitedly up and down)*

He loves God with all his heart. *(place hands over heart)*

David will be king. *(hop excitedly up and down)*

Repeat several times.

God saw something special in David, and he picked David to be the new king. God sees something special in each one of us, too. God doesn't care about us because of what we look like on the outside or because we're super tall or fast or wear nice clothes. God cares about what's inside our hearts. When our hearts love God, we can stand strong and know that God is strong and **God helps us.** *(Stand strong!)*

Let's sing our song one more time to thank God.

Begin the song again.

Thanks for helping us. *(hop excitedly up and down)*

Thanks for helping us. *(hop excitedly up and down)*

We love you and we praise you, God. *(place hands over heart)*

Thanks for helping us. *(hop excitedly up and down)*

Repeat several times.



Now's a great time for Apply-It Options. Choose one or more that fit your time frame to support today's Bible discoveries before the closing Goodbye Circle.

Apply-It Options

Choose one—or all—of these activities to support kids' learning after Bible Discovery.

Game

- Everyone starts in the center of the room.
- Children will be "David" in the field tending his sheep. When you say, "Tend your sheep!" children crawl, hop, or gallop around the room, chasing their pretend sheep.
- Make your way around the room and tap each child on the head, saying, "God picks you!"
- Once tapped, children return to the center of the room and hold the "Stand strong!" motion with one fist on the other hand.
- Play again as time allows.

God helps us. *(Stand strong!)* God saw something special in David, and he sees something special in you, too. God picks you to love and follow him forever!




Food-n-Friendship

Supplies: snack, napkins, hand cleanser, *Music* CD, media player

- Give a napkin to a friend and say, "**God helps us.**" *(Stand strong!)*

 "**God, You Are So Good**"
(Music CD track 3)

- Eat snack together.
-  **When we pray, we talk with God. Who has something we can talk with God about?**
- Pray together.

God helps us. *(Stand strong!)* We can't see the food inside our tummies, but we see empty plates! And we can't see the love inside our hearts, but we can show it to others as we clean up our snack. Let's go!





Coloring Creation

Supplies: "Samuel Anoints David as King" Coloring Creation pages (1 per child), crayons, small cup of olive oil, wet wipes, *Music* CD, media player

God helps us. *(Stand strong!)* He helped Samuel find the new king, and he helped David become king.

- Point out the different parts of the picture.
- Color the picture.
- Have children dip a finger in olive oil and dab it on David's head. Wipe children's fingers with wet wipes.
- Play music as kids create.

 "**My Help Comes From the Lord**"
(Psalm 121:2)
(Music CD track 5)



Supplies

- Music CD
 - “Goodbye, My Friends”
 - “My Help Comes From the Lord” (Psalm 121:2)
- media player
- Klymer Bible Memory Buddy stickers (1 per child)



Goodbye Circle

It's almost time to say goodbye! Let's sing our goodbye song as we join hands and make one big circle.

“Goodbye, My Friends” (Music CD track 4)

God helps us. (*Stand strong!*) God helped Samuel find a new king who loved God. David might not have looked like a king on the outside, but God saw his heart and picked him to be the new king.

God sees our hearts, too. God sees our love for him, and he sent his only Son, Jesus, to show us how much he loves us back.

- Show the Bible Memory Buddy poster, and remind kids that Klymer helps us remember **God helps us.** (*Stand strong!*)
- Invite Crew Guides to give each child a Klymer sticker to wear or take home. Have Crew Guides place the sticker on a child's head and say, “God helps you, [child's name].” Then giggle together when the stickers fall into kids' hands.

“My Help Comes From the Lord” (Psalm 121:2) (Music CD track 5)

- Do Bible Memory Verse motions and move to the music!

Saying each child's name in a loving way helps kids simply experience God's love through you!

