

# Samuel Anoints David as King

Bible Point


**God helps us...and sees our hearts.**

## Purpose

We live in a culture obsessed with appearance. From our fitness level to our clothing and hairstyle choices, it can seem like we're constantly under the microscope, with our value being determined by whether we look good enough on the outside.

But that's not how God determines value. When it came time to select a new king, God helped Samuel find the right person. God didn't choose the person who looked the strongest, most attractive, and kingliest. God preferred the shepherd boy whose heart was focused on him.

This is good news for kids, too. Even in elementary school, there's pressure to dress right and look cool. This lesson will help kids look beyond outward appearances and see what's really important to God—our hearts!



## Prayer

God, I praise you for making the kids in my group just the way they are. Help me see past kids' appearance and behavior to who they truly are inside. In Jesus' name, amen.

## Prep

Opening Options	Sing & Play	Bible Discovery & Friendship Finale	Apply-It Options
<ul style="list-style-type: none"> <li><input type="checkbox"/> Option Cards*</li> <li><input type="checkbox"/> <i>Disappearing Paper Clip</i>: paper clips, clear cups, water</li> <li><input type="checkbox"/> <i>Pool Noodle Precision</i>: pool noodles, tape, marbles</li> </ul>	<ul style="list-style-type: none"> <li><input type="checkbox"/> countdown video*</li> <li><input type="checkbox"/> <i>Music Video</i> DVD*</li> <li><input type="checkbox"/> <i>Buddy Video</i> DVD*</li> <li><input type="checkbox"/> Klymer Bible Memory Buddy poster*</li> <li><input type="checkbox"/> media player</li> <li><input type="checkbox"/> Bible (bookmark Psalm 121:1-2)</li> </ul>	<ul style="list-style-type: none"> <li><input type="checkbox"/> "Samuel Anoints David as King" Bible Story poster*</li> <li><input type="checkbox"/> Klymer Bible Memory Buddy stickers* (1 per child)</li> <li><input type="checkbox"/> Take-It-Home Flyers* (Unit 1, Week 1) (1 per child)</li> <li><input type="checkbox"/> Bible (bookmark 1 Samuel 16:1-13)</li> </ul>	<ul style="list-style-type: none"> <li><input type="checkbox"/> <i>Explore More</i>: Bibles, paper, art supplies</li> <li><input type="checkbox"/> <i>Game</i>: no supplies</li> </ul>

\* in your **Simply Loved Kit**



# Opening Options

Set up one—or both—of these intro activities to start your time together. Each activity connects kids to the Bible Point and to each other. Cut apart these Option Cards, and place one by each activity you choose. Crew Guides will follow the directions and build friendships with kids as they make discoveries together!



## Disappearing Paper Clip

**Supplies:** paper clips, clear cups, water

Bend paper clips into heart shapes. Set a cup of water on top of the heart shape. Look at the cup from above, and see the heart. Look from the side, and the heart disappears! Experiment with different angles and amounts of water.

**?** What's something about you that people might not know just by looking at you?

Just like the paper clip hearts, there are things about us that people can't see until they look from the right angle. But **God helps us**. God can help us truly see people's hearts. Our hearts are never hidden from him!



## Pool Noodle Precision

**Supplies:** pool noodles, tape, marbles

Put a long piece of tape on the floor. Hold a pool noodle above it, then drop a marble down the hole in the pool noodle. Try to aim the pool noodle so the marble lands on the tape line and rolls along it.

**?** Tell about a time someone showed you how to do something.

Your pool noodle directed or showed the marble where to go. In our Bible story today, we'll see how God directed the prophet Samuel and helped him find the right king. And we'll see how **God helps us**, too!

# Opening

Now's a great time for Opening Options. Choose one—or both—to introduce today's Bible discoveries.



countdown video (1 minute)

Help kids transition, clean up the activities, and sit with Connect Crews. A Connect Crew is a small group of kids with one Crew Guide.

## Sing & Play

Welcome, everyone! It's so sweet to be here with you today. In fact, let's celebrate how sweet it is to trust in Jesus!



" 'Tis So Sweet to Trust in Jesus" music video

Today we'll discover a Bible story about a guy named Samuel who needed God's help to know what to do. God showed him how valuable our hearts are! God helped Samuel, and God helps us, too.

### Bible Point

**God helps us.** That's our Bible Point. So every time you hear the words **"God helps us,"** put one fist onto your other palm (demonstrate) and say, **"Stand strong!"** Let's try that together.

- Put one fist onto your other palm.
- Say, "Stand strong!"
- Repeat several times.

Repetition cements learning, so be sure to say today's Bible Point A LOT. Have fun with it! Kids will love listening for it and responding with "Stand strong!"

Yeah! We can stand strong knowing that God will help us. God is almighty. That means he has power over everything. God is King of the whole world, *and* he has the power to help us when we're in need. Let's praise God and ask for his help.



"Come, Thou Almighty King" music video

### Supplies

- Bible
- media player
- *Music Video DVD*
  - " 'Tis So Sweet to Trust in Jesus" music video
  - "Come, Thou Almighty King" music video
  - "Our God" music video
- *Buddy Video DVD*
  - Klymer Bible Memory Buddy video (Week 1)
- Klymer Bible Memory Buddy poster



Stand strong!

## Bible Memory Buddy & Verse

Let's meet our Bible Memory Buddy. It's Klymer the snow leopard! Show the Bible Memory Buddy poster.

**Klymer stays warm in the cold mountains.** Have everyone shiver as if it's cold outside. **Which part on the *inside* of his body do you think plays a bigger role in keeping Klymer warm? Let's find out with a This-or-That Challenge! You'll hear two options for what keeps Klymer warm. It's up to you to decide which is true—this fact or that!**

### ? Which keeps Klymer warm: his lungs or his kidneys?

- Have everyone hold their breath to vote for *this* (lungs) or curl up like a kidney bean to vote for *that* (kidneys).
- Make a drumroll sound by patting your thighs or the floor.
- Dramatically give the answer: **It's his lungs!**
- Watch the Bible Memory Buddy video.



### Klymer Bible Memory Buddy video (Week 1)



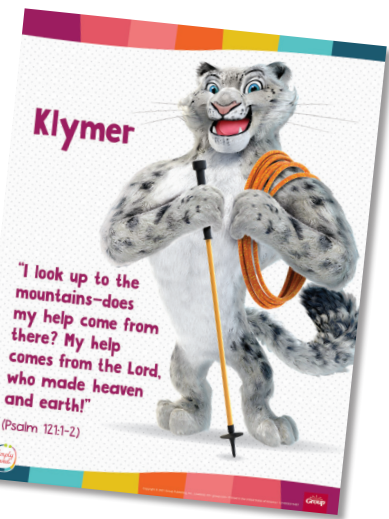
Show the Bible. **The Bible is God's true story of love! It's a big book, but it's filled with lots of little books. Let's say the verse together. I'll say a line, and then you repeat it after me.**

**"I look up to the mountains—** (*shield hand over eyes and look up*)  
**does my help come from there?** (*shrug shoulders*)  
**My help comes from the Lord,** (*point up with hands*)  
**who made heaven and earth!"** (*circle arms up and around head*)  
(Psalm 121:1-2)

**God helps us.** (*Stand strong!*) **God's come through for his people so many times—and that includes you and me. Let's praise our God with another song!**



### "Our God" music video



# Bible Discovery

## Circle Up & Connect

Let's circle up and spend a little time simply getting to know each other in smaller groups called **Connect Crews**.

- Form Connect Crews with one helper—or Crew Guide—per group.
  - Invite kids to sit in knee-to-knee circles with their Connect Crews.
  - Have kids give their Crew Guides fist bumps.
  - Have everyone take turns saying their names and answering this question. Crew Guides go first.
- ❓ **Who is someone who leads you? What do you like about that person?**

## Experience the Bible Story

We all have leaders in our lives—our parents, teachers, coaches, or even a president! Today's Bible story is all about picking a leader for the country of Israel. Israel didn't have presidents or elections—Israel had kings. God chose the first king of Israel, and he was going to choose the next king, too.

Let's think about what might make a good king. Maybe someone with a really loud voice. Let's hear your loudest voices. Pause.

Or maybe someone who can stretch and reach really high. Who can reach really high? Pause.

Oh, I know! I'd want a king who can show big, strong muscles. Let's see those muscles! Pause.

- ❓ **What characteristics do you think make for a good king?** Invite responses from the whole group.

Wow! From the looks of it, we have a lot of excellent royal candidates here in our room today. Now let's look in the Bible to see what Samuel expected for a king...and what God was looking for!



Read aloud 1 Samuel 16:1.

Saul was Israel's first king. But his heart had turned away from God. So God decided to choose a new king to lead his people.

Let's imagine that we're joining Samuel on his journey to find the new king. Got your coat? Pause as everyone pretends to put on a coat. Got the flask of oil? We'll use that to anoint the new king. In the Bible, putting a little oil on someone's head showed that the person had a special job to do for God. Have everyone tuck an imaginary container of oil into a pocket.

## Supplies

- Bible
- "Samuel Anoints David as King" Bible Story poster

We call helpers **Crew Guides**. If you lead a small class, you can be the Crew Guide. Simply circle up with the kids. If you have helpers, form smaller groups so each child can be known—and so kids can befriend your helpers, too!

Repeat answers so everyone can hear. As kids name qualities, keep everyone engaged by having them try to show those qualities.

**And we better put on our good sandals. We have to walk to Bethlehem!** Have everyone pretend to buckle sandals on each foot and then walk in place for a bit. **Aha! Here we are in Bethlehem! Settle in, and let's meet the kingly candidates.**

**At first, all God told Samuel was that the king would be one of Jesse's sons. That's not a lot to go on!**

**First came Jesse's oldest son, Eliab. Eliab really impressed Samuel. Maybe he impressed him by doing push-ups! Let's try to do push-ups!** Pause.

**Samuel thought, "Surely this is the new king." But let's find out what God thought.**



Read aloud 1 Samuel 16:7.

**God helps us.** (*Stand strong!*) **And God helped Samuel see something important. God doesn't just care about what people are like on the outside. God cares about their hearts. All the push-ups in the world wouldn't give Eliab the right heart for a king.**

**Then another son came forward—Abinadab. What a name! The Bible says he walked in front of Samuel. Maybe he walked with an impressive swagger. Can you do that?** Pause.

**A king should have a good swagger, right? But no, let's read what God said about Abinadab.**



Read aloud 1 Samuel 16:8.

**Okay, we've got it this time with Shimea! Maybe Shimea had a super-bright, shiny smile that wowed everyone. Let's see your biggest, bestest smile!** Smile with kids.

**Even if Shimea had a great smile, he wasn't the one. God told Samuel to keep looking.**

**Samuel looked at four more sons. But Samuel said to Jesse, "The Lord has not chosen any of these."** Have everyone let out a big, disappointed sigh.

**I wonder if Samuel was frustrated. These fellas looked good enough to be kings, but something was missing that he couldn't see. Samuel needed God's help to know what to do. Sometimes our hearts get a little frustrated and we need God, too. Let's talk in our Crews again.**

- Have everyone sit in a circle with Connect Crews again.
- **?** **When have you needed God's help to know what to do?**
- Give several minutes for Crews to talk.

**God helps us.** *(Stand strong!)* God sees our hearts and won't leave us hanging. And God was ready to help Samuel, too. Samuel turned to Jesse and asked him a question. Let's read what it was.




Read aloud 1 Samuel 16:10-11.

David was the youngest brother. He was just a shepherd, taking care of the sheep. Maybe he didn't seem that kingly! But God saw his heart and knew he had what it'd take to be a godly king. Let's put our hands on our hearts to show what mattered most to God. Pause while everyone places both hands over their hearts.

## The Heart of the Matter

**God helps us.** *(Stand strong!)* God sees our hearts and who he made us to be, and God helps us live out our purpose. God helped Samuel pick the right king, and God gave David the role he was made for.

Show the Bible Story poster. When Samuel discovered that David was God's chosen king, he anointed him by pouring oil on his head. Remember, that was a special thing to show David was God's chosen king.





**Don't worry, we're not going to pour oil on your head, but we *are* going to put a hand on your head to give you a special blessing. Let's start with our Crew Guide friends.**

Give Crew Guides each a blessing by placing your hands on their heads and saying a few words about how you see their hearts.

**Crew Guides, now it's your turn to give blessings to the kids in your Crew.** Allow time for each child to receive a blessing.

**Wow! Even if we don't become kings or queens, God sees our hearts. All people are special to God. We can ask God to help us see people like God sees them. When we do, **God helps us.** (*Stand strong!*)**

**Everyone, please close your eyes. Now think of someone who, on the outside, seems intimidating or hard to love. Picture that person in your mind, but don't say the name aloud.** Pause for a few moments.

**Now let's silently pray and ask God to help us see those people the way God sees them.** Allow time for silent prayer, then close by praying aloud.

Not sure what blessing to give to kids you don't know as well? God's Word can help! Examples include "May God bless and keep you, [child's name]" or "[Child's name], you are God's masterpiece" or "[Child's name], you are fearfully and wonderfully made!" Trust the Holy Spirit to give you the words to say.



Now's a great time for Apply-It Options. Choose one—or both—of the following reinforcement activities to support today's Bible discoveries before the Friendship Finale.




# Apply-It Options

Choose one—or both—of these activities to support kids' learning after Bible Discovery.

## Explore More

**Supplies:** Bibles, paper, art supplies

 Distribute Bibles, and help kids find and read Ephesians 2:10 together.

**We are God's masterpieces! He's created us for a special purpose. Let's create our own masterpieces to show what our purpose might be!**

Distribute paper and art supplies. Invite kids to draw a picture of something good they hope to do—right now or in the future. Have everyone show and tell about their masterpieces in Crews.

**? How can those good things you drew help people see what God is like?**

**God gives us work to do, and God helps us do it. (Stand strong!) We may not work as a king, like David did. But when we're friends with God, everything we do can show the world what God is like.**



## Game

**Are you as good as Samuel at identifying a leader? Let's see!**

- Kids will sit in a circle.
  - Choose one child to be Samuel, who will briefly turn his or her back to the kids, put head down, close eyes, plug ears, and sing the ABC song.
  - One of the remaining kids will be David. (Everyone but Samuel should know who David is.)
  - When Samuel comes back, he or she will sit in the center of the circle.
  - David will start doing motions, without being too obvious, and everyone else will copy the same motion.
  - David can change to a new motion at any time.
  - Everyone will copy the motions but try not to give away which child is David.
  - Samuel will try to identify who David is.
  - Play several rounds with new Samuels and Davids.
- ? What clued you in to who David was?**
- ? What clues show you that someone has a heart for God?**

**God helps us (Stand strong!) and sees our hearts.**



## Supplies

- Klymer Bible Memory Buddy stickers (1 per child)
- Take-It-Home Flyers (Unit 1, Week 1) (1 per child)



Saying each child's name in a loving way helps kids simply experience God's love through you!

# Friendship Finale

Have kids sit in knee-to-knee circles with their Connect Crews.

**Klymer, our Bible Memory Buddy, can help us remember that **God helps us.** (Stand strong!) You'll receive a Klymer sticker to help you remember to look to God for help throughout your week. You can wear it now or take it home with you.**

- Show kids how to hold out their hands like a heart. They'll place one hand over the other, both palms up, with their fingers together and pointing opposite directions.
- Crew Guides say, "[Child's name], God helps us and sees your heart." Place a sticker in each child's heart hands.
- Crew Guides give thumbs-up when everyone has received a sticker.

**Eventually, David became a pretty great king. He made some mistakes, but he always turned back to God and tried to follow him. And here's something else that's really special about David. He was one of Jesus' ancestors! That means Jesus was one of his great-great-great-great-great-great-a-bunch-of-greats-grandkids!**

**Let's spend a little time with Jesus now. Sit with your hands on your heart as you focus on Jesus. Pause. Now close your eyes and listen while I read something about our friend Jesus.**

- Read the first section of the Unit 1, Week 1 Take-It-Home Flyer.
- **Now it's your turn to get a flyer to help you talk about Jesus' love and help in your Connect Crews *and* at home, too. Think of this as a practice time for talking about Jesus with your family at home.**
- Distribute Take-It-Home Flyers to Crew Guides, and have them share about their own friendship with Jesus as they discuss the "Talk Starter" question with their Crews.
- Kids will share prayer requests—things they'd like to tell Jesus—in their Connect Crews.
- Connect Crews pray together.
- Crew Guides distribute Take-It-Home Flyers and follow the directions to help kids fold the paper to "fly" home. 🌈

