

The Good Samaritan

Bible Point


Jesus shows us how to live.

Purpose

Jesus was a master storyteller. He had a way of showing people how to live through surprising plot twists and heroes. The story of the good Samaritan is no different. Can you imagine how God's people who first heard it reacted? *They* weren't the ones to save the day. Instead, a despised Samaritan showed Jesus' love to the hurt man. Ouch!

Jesus showed his listeners that his love is for everyone. And *everyone* can share his love with others—not just certain people.

Like the good Samaritan, young children can be good helpers! They're ready to jump in and do "big stuff." So don't dismiss them because they're young. Surprise! They're your neighbors, too! Be on the lookout for ways *they'll* show Jesus' love to *you*—perhaps when you need it the most.



Prayer

Dear Jesus, thanks for showing us how to live. Your love is so big. Open my eyes to see you working and loving through others today. In your name, amen.

Prep



Opening Options	Sing & Play	Bible Discovery & Goodbye Circle	Apply-It Options
<ul style="list-style-type: none"> <input type="checkbox"/> Option Cards* <input type="checkbox"/> <i>Building-Block Road</i>: building blocks <input type="checkbox"/> <i>Paint a Heart</i>: paper, watercolor paints, paintbrushes, small cups of water 	<ul style="list-style-type: none"> <input type="checkbox"/> <i>Music CD</i>* <input type="checkbox"/> <i>Music Video DVD</i>* <input type="checkbox"/> <i>Buddy Video DVD</i>* <input type="checkbox"/> Sal Bible Memory Buddy poster* <input type="checkbox"/> media player <input type="checkbox"/> Bible (bookmark Philippians 4:13) 	<ul style="list-style-type: none"> <input type="checkbox"/> "The Good Samaritan" Bible Story poster* <input type="checkbox"/> <i>Music CD</i>* <input type="checkbox"/> Sal Bible Memory Buddy stickers* (1 per child) <input type="checkbox"/> media player <input type="checkbox"/> Bible (bookmark Luke 10:31, 32, 33-34) <input type="checkbox"/> tissues <input type="checkbox"/> adhesive bandages 	<ul style="list-style-type: none"> <input type="checkbox"/> <i>Game</i>: no supplies <input type="checkbox"/> <i>Food-n-Friendship</i>: snack, napkins, hand cleanser, <i>Music CD</i>*, media player <input type="checkbox"/> <i>Coloring Creation</i>: "The Good Samaritan" Coloring Creation pages* (1 per child), crayons, adhesive bandages, <i>Music CD</i>*, media player

* in your *Simply Loved Kit*



Opening Options

Set up one—or both—of these intro activities to start your time together. Each activity connects kids to the Bible Point and to each other. Cut apart these Option Cards, and place one by each activity you choose. Crew Guides will follow the directions and build friendships with kids as they make discoveries together!



Building-Block Road

Supplies: building blocks

Make a road.

? What kinds of things do you see when you're on a road?

Today we'll hear a story Jesus told about people walking down a road. Jesus told the story to show people how to love others because Jesus shows us how to live.

Paint a Heart

Supplies: paper, watercolor paints, paintbrushes, small cups of water


Paint a beautiful heart.

? Who do you show love to?

We show love to our friends, our families, and everyone we meet. Today we'll find out that Jesus shows us how to live. Everyone can show Jesus' love to others.

Opening

Now's a great time for Opening Options. Choose one—or both—to introduce today's Bible discoveries.



 "The Cleanup Song" (*Music CD track 1*)

Help kids transition by cleaning up before sitting with their Connect Crews. A Connect Crew is a smaller group of kids with one Crew Guide.

Sing & Play

Welcome

Welcome, friends! It's so good to see your smiling faces. Let's say hello and sing our welcome song.

 "Hello, My Friends" (*Music CD track 2*)

Let's say hi to our Crew Guides. They're our go-to friends who are here to have fun and learn along with us.

- Kids give their Crew Guides a side hug.

Bible Point

Are you ready to hear today's Bible Point? If you're ready, place your hands behind your ears like this (demonstrate). Looks like you're ready! Today's Bible Point is **Jesus shows us how to live**. Every time you hear the words "**Jesus shows us how to live,**" point forward with both hands (demonstrate) and say, "**Follow Jesus!**" Let's try that together.

Jesus shows us what to do. Jesus loves everyone, and he wants us to show his love to everyone, too. He's like a teacher! Jesus loves us and teaches us to love others, too. Do what I do!

Sing or say the following to the tune of "Mary Had a Little Lamb."

Jesus shows us how to live, (*spread hands in front of you*)

how to live, (*hold out hands*)

how to live. (*hold out hands*)

Jesus shows us how to live! (*spread hands in front of you*)

We can follow him. (*point both hands forward*)

Supplies

- Bible
- *Music CD*
 - "Hello, My Friends"
- *Music Video DVD*
 - "I Have Decided to Follow Jesus" music video
 - "No, Not One" music video
- *Buddy Video DVD*
 - Sal Bible Memory Buddy video (Week 4)
- media player
- Sal Bible Memory Buddy poster



Follow Jesus!


Repetition cements learning, so be sure to say today's Bible Point A LOT. Have fun with it! Kids will love listening for it and responding with "Follow Jesus!"

Jesus shows us how to love, *(hands on heart)*
how to love, *(hands on heart)*
how to love. *(hands on heart)*
Jesus shows us how to love! *(hands on heart)*
We can follow him. *(point both hands forward)*

Repeat several times.

Jesus show us how to live. *(Follow Jesus!)* **Let's sing a song to say we're following Jesus!**

 "I Have Decided to Follow Jesus" music video



Bible Memory Buddy & Verse


It's time to talk to our friend Buzzly Bee. Buzzly will tell us about our Bible Memory Buddy friend. Let's call for Buzzly. Do what I do!

- Flap hands quickly like a bee.
- Make buzzing sounds.

 Sal Bible Memory Buddy video (Week 4)

Sal the spotted-tail salamander reminds us that Jesus shows us how to live. *(Follow Jesus!)*

- Show the Bible Memory Buddy poster.
- Point out that Sal walks on four short legs.
- Have kids crawl to three friends and say hello.

 Show the Bible. **The Bible is God's true story of love. Our Bible Memory Verse comes from the Bible. Let's say it together. I'll say a line, and then you repeat after me.**

"For I can do everything *(spread arms out)*
through Christ, *(point up)*
who gives me strength." *(make muscles)*
(Philippians 4:13)

I'm so glad Jesus shows us how to live *(Follow Jesus!)* **and gives us the strength we need to love others. Jesus shows us how to be good friends. There's no better friend than Jesus. Let's sing about that!**

 "No, Not One" music video

Bible Discovery

Jesus shows us how to live. *(Follow Jesus!)* Show the Bible. **Today we'll look in the Bible to find out what Jesus said about loving others.**


- Have everyone get comfy and sit in knee-to-knee circles with Connect Crews.
- **Who do you love a whole lot?** Invite Crew Guides to share first.
- Crew Guides give thumbs-up when everyone has shared.

It's easy to love people who love us a whole lot, too. It's *not* so easy to show love to people we don't know or don't like as much. But Jesus shows us how to live. *(Follow Jesus!)* **And Jesus loves everyone. All people can be close friends with Jesus!**

One day Jesus was teaching, and a church leader asked Jesus, "Who is my neighbor?" He wondered who he had to love. So Jesus told a story! It went like this. Do what I do!

- **There was a man traveling to another town. He was walking down the road.** March in place.
- **Some people were mean. They stopped the man, stole his things, and hurt him!** Show a mean face, then stomp your feet.
- **The man was hurt, and he couldn't get up. So he lay by the side of the road.** Show a sad face, then lay your head on your hands. Ask a Crew Guide to be the hurt man and lie down in the middle of your space.
- **Hmm, no one showed love to this man yet. I wonder who might walk by and help him?** Shrug your shoulders as if asking a question.


Let's read what happened.

 Read aloud Luke 10:31.

A priest works at a church. You'd think he'd help, but no. He crossed to the other side of the road. Do this with me.

- Shake your head "no."
- Put your nose in the air haughtily as you tiptoe past the Crew Guide to the other side of the room and sit down.


The priest didn't show love. I wonder who else would walk by and see the hurt man? Let's read and find out.

 Read aloud Luke 10:32.

Supplies

- Bible
- "The Good Samaritan" Bible Story poster
- tissues
- adhesive bandages

We call helpers Crew Guides. If you lead a small class, you can be the Crew Guide. Simply gather kids in a cozy circle around you. If you have helpers, form smaller groups so each child can be known—and so kids can befriend your helpers, too!

 Read the verse from the Bible. You're showing kids that God's Word is special. Don't worry—we've kept the verses short for young attention spans.


Oh no! The temple assistant didn't help, either. A *temple* is like a church. So this man worked in a church, too, but he didn't show God's love. If neither of those men showed love, who would?

- Have everyone shake heads "no."
- Put your nose in the air haughtily as you tiptoe past the Crew Guide back to the other side of the room and sit down.

Do you hear that? Pause and listen. **I think I hear someone coming!** Pause. **I hear a donkey clopping down the road.**


- Have everyone click their tongues to make a "clip clop" sound.
- Point ahead of you.

I think I see someone! It's a man, but not a priest. And it's *not* a church worker. It's a Samaritan! Samaritans were people who lived near Jesus and his friends. God's people looked down on them and didn't really like them. Surely a Samaritan won't stop. Will he? Let's read and find out.

 Read aloud Luke 10:33-34.

Show the Bible Story poster. **Wow! The Samaritan *did* stop and help. He showed love to the hurt man. Let's pretend to help him, too.**

- Form pairs. The Leader will be partners with the "hurt" Crew Guide.
- Use a tissue to wipe a partner's hand as if cleaning a wound.
- Put a bandage on the partner's hand.



The Samaritan was good to the man, so people sometimes call him the good Samaritan. He took the man to an inn and paid the innkeeper to take care of him. Inns were kind of like hotels and hospitals. Let's go to the inn. Follow me!

- Gallop around the room once.
- Pretend to count money and give it to an innkeeper.
- Say, "I'll be back!"

That's the end of Jesus' story. With this story, Jesus showed us how to live.
(Follow Jesus!) Have everyone clap and return to their seats.

After his story, Jesus asked a question. He asked, "Which of the three would you say was a neighbor to the man?" What do you think?

- **Who do you think showed love to the hurt man?** Invite responses from the whole group.


The Samaritan showed love to the man. Even though no one liked him, he chose to show love.

When he lived on earth, Jesus showed love to everyone—even Samaritans. Jesus loved people who other people didn't like very much. Since Jesus shows us how to live, (Follow Jesus!) we can learn from Jesus and show love, too.

And Jesus told people to do the same thing. Everyone can show Jesus' love! When we're friends with Jesus, he'll help us show love, even to people who aren't our good friends. Let's talk about this in our Crews.

- Get comfy in knee-to-knee circles.
- **Who do you know who needs a friend? How can you share Jesus' love with that person?** Invite Crew Guides to share first.
- Have Crews close in prayer, asking Jesus to help them show his love.
- Crew Guides give thumbs-up when they've finished praying.

Welcome a few responses. Be sure to summarize what kids say so everyone can hear.



Now's a great time for Apply-It Options. Choose one or more that fit your time frame to support today's Bible discoveries before the closing Goodbye Circle.

Apply-It Options

Choose one—or all—of these activities to support kids' learning after Bible Discovery.

Game

Play Freeze Tag.


Great job helping people who were frozen during our game! You helped *them* like the Samaritan helped the hurt man along the road. Jesus shows us how to live. (Follow Jesus!) Jesus' story about the good Samaritan shows us that everyone can show his love.



Food-n-Friendship


Supplies: snack, napkins, hand cleanser, *Music* CD, media player

- Give a napkin to a friend and say, **"Jesus shows us how to live."** (Follow Jesus!)

 **"God, You Are So Good"**
(*Music* CD track 3)

- Eat snack together.
- **When we pray, we talk with Jesus. Who has something we can talk with Jesus about?**
- Pray together.

Jesus shows us how to live. (Follow Jesus!) Let's show love and clean up a friend's snack!




Coloring Creation

Supplies: "The Good Samaritan" Coloring Creation pages (1 per child), crayons, adhesive bandages, *Music* CD, media player

Jesus shows us how to live. (Follow Jesus!)

- Point out the hurt man and the good Samaritan.
- Color the picture.
- Put the bandage on the hurt man.
- Play music as kids create.

 **"The Strength I Need"**
(**Philippians 4:13**)
(*Music* CD track 7)



Goodbye Circle

It's almost time to say goodbye! Let's sing our goodbye song as we join hands and make one big circle!

🎵 "Goodbye, My Friends" (Music CD track 4)

Jesus shows us how to live. (Follow Jesus!) Everyone can show Jesus' love to others. When we're friends with Jesus, he'll help us love all people. No one is left out of Jesus' love!

- Show the Bible Memory Buddy poster, and remind kids that Sal helps us remember **Jesus shows us how to live.** (Follow Jesus!)
- Invite Crew Guides to give each child a Sal sticker to wear or take home. Have kids crawl to Crew Guides like salamanders, and have Crew Guides say, "[Child's name], **Jesus shows you how to live**" to each child.

🎵 "The Strength I Need" (Philippians 4:13) (Music CD track 7)


- Do Bible Memory Verse motions and move to the music!


Supplies

- Music CD
 - "Goodbye, My Friends"
 - "The Strength I Need" (Philippians 4:13)
- media player
- Sal Bible Memory Buddy stickers (1 per child)



Saying each child's name in a loving way helps kids simply experience Jesus' love through you!






The Good Samaritan


JESUS SHOWS US HOW TO LIVE.

Luke 10:25-37



**“For I can do everything through
Christ, who gives me strength.”**

(Philippians 4:13)



Sal