

The Good Samaritan

Bible Point

Jesus shows us how to live...and love others.

Purpose

Sometimes Jesus' directions for life seem easy to follow:

"Tell the truth." Check.


"Give to those in need." Sure.

"Pray." Done!

"Love others. In fact, love *everyone*." Umm. It's easy to love those who think and act like we do. But *everyone*?

When an expert in religious law pressed Jesus about this question, Jesus shared a story of a "good Samaritan." At the time, Jews probably struggled with the image of a *good* Samaritan, since Jews and Samaritans were enemies. Jesus' illustration demonstrated that God's commandment to love applies to *all* people.

While young kids may find it easy to get along with others, older kids gravitate toward a more "like-minded" group. Today you can help them discover that Jesus guides us to love, care for, and reach out to *everyone*—not just those who are easy to be with.



Prayer

God, you know there are kids in my ministry who are easy for me to show love to. You know I struggle to show love to others. Today, guide me to demonstrate what it means to follow your example and love each child like you do. In Jesus' name, amen.

Prep


Opening Options	Sing & Play	Bible Discovery & Friendship Finale	Apply-It Options
<input type="checkbox"/> Option Cards* <input type="checkbox"/> <i>Pompom Porters</i> : pompoms, straws <input type="checkbox"/> <i>Heart Notes</i> : paper, colorful tape, child-safe scissors, markers	<input type="checkbox"/> countdown video* <input type="checkbox"/> <i>Music Video</i> DVD* <input type="checkbox"/> <i>Buddy Video</i> DVD* <input type="checkbox"/> Sal Bible Memory Buddy poster* <input type="checkbox"/> media player <input type="checkbox"/> Bible (bookmark Philippians 4:13)	<input type="checkbox"/> "The Good Samaritan" Bible Story poster* <input type="checkbox"/> Sal Bible Memory Buddy stickers* (1 per child) <input type="checkbox"/> Take-It-Home Flyers* (Unit 3, Week 4) (1 per child) <input type="checkbox"/> Bible (bookmark Luke 10:25-28, 30-35, 36)	<input type="checkbox"/> <i>Explore More</i> : Bibles, paper <input type="checkbox"/> <i>Game</i> : timer

* in your **Simply Loved Kit**



Opening Options

Set up one—or both—of these intro activities to start your time together. Each activity connects kids to the Bible Point and to each other. Cut apart these Option Cards, and place one by each activity you choose. Crew Guides will follow the directions and build friendships with kids as they make discoveries together!



Pompom Porters

Supplies: pompoms, straws

Pick up a pompom between two straws and carry it to the opposite side of the room. See how long it takes to move a whole pile of pompoms across the room.

? How would you describe the way you had to move with the pompom?

You gently took a pompom across the room. Today we'll explore a Bible story Jesus told about someone who showed kindness. This "good Samaritan" took a hurt man to get some help. Jesus shows us how to live, and Jesus says to love others!

Heart Notes

Supplies: paper, colorful tape, child-safe scissors, markers

Cut large hearts from paper. On one side of the heart, write an encouraging note to someone. Lay the heart so the note shows. Fold the bottom point up about halfway and crease tightly. Fold the sides of the heart in and crease. Fold the top down, and seal it with a piece of colorful tape.

? Notes are one way we tell someone we care. How else do people show love and kindness?

Hearts remind us of love. Jesus shows us how to live and how everyone can share his love with others. Today you'll hear a story Jesus told, explaining what it *really* looks like to share his love with others.

Opening

Now's a great time for Opening Options. Choose one—or both—to introduce today's Bible discoveries.



countdown video (1 minute)

Help kids transition, clean up the activities, and sit with Connect Crews. A Connect Crew is a small group of kids with one Crew Guide.

Sing & Play

Hey, friends! It's a great day because *you* are here with me! We have so much to do and learn today, but let's start with some celebration and singing!



"Leaning on the Everlasting Arms" music video

"Leaning on the everlasting arms" means we can rest with God forever! Whew! That makes me happy because sometimes things get hard. And we get tired. It's good to know that we have a good, loving God to carry us when life is hard.

Bible Point

God loves all people so much that he sent Jesus to show us the best way to live. Jesus shows us how to live. Every time you hear the words "Jesus shows us how to live," point forward with both hands (demonstrate) and say, "Follow Jesus!" Let's try that together.

- Point forward with both hands and say, "Follow Jesus!"
- Repeat several times.

Repetition cements learning, so be sure to say today's Bible Point A LOT. Have fun with it! Kids will love listening for it and responding with "Follow Jesus!"

Following Jesus is a choice we get to make every day. I know a fun song that reminds *me* to choose to live *Jesus'* way. Let's sing!



"I Have Decided to Follow Jesus" music video




Follow Jesus!

Supplies

- Bible
- media player
- *Musc Video* DVD
 - "Leaning on the Everlasting Arms" music video
 - "I Have Decided to Follow Jesus" music video
 - "No, Not One" music video
- *Buddy Video* DVD
 - Sal Bible Memory Buddy video (Week 4)
- Sal Bible Memory Buddy poster

Bible Memory Buddy & Verse

Sal is our Bible Memory Buddy! Show the Bible Memory Buddy poster. Spotted-tail salamanders like Sal are one of God's coolest creations! Like all creatures, they have to breathe. Take a big, deep breath. Lead kids in taking a breath and letting it out. I wonder if Sal breathes *like* or *unlike* humans. Let's find out with a This-or-That Challenge! You'll hear two fun facts about salamanders. It's up to you to decide which is true—this fact or that!



- ❓ Does a salamander breathe through its nose or through its skin?
- Have everyone plug their noses to vote for *this* (breathe through its nose) or rub their arms to vote for *that* (breathe through its skin).
- Make a drumroll sound by patting your thighs or the floor.
- Dramatically give the answer: **Some salamanders breathe through their skin!**
- Watch the Bible Memory Buddy video.



Sal Bible Memory Buddy video (Week 4)



Show the Bible. The Bible is God's true story of love! It's filled with all kinds of amazing things God wants us to know about him and how we can live in friendship with him. Let's say our Bible Memory Verse together. I'll say a line, and then you repeat it after me.

"For I can do everything (*spread arms out*)
through Christ, (*point up*)
who gives me strength." (*make muscles*)
(Philippians 4:13)

Jesus shows us how to live. (*Follow Jesus!*) He gives us the strength we need to love others—even those who seem unlovable. Jesus wants to be friends with everyone. There's no friend like him. Let's sing about that!



"No, Not One" music video

Bible Discovery

Circle Up & Connect

Let's circle up and spend a little time simply getting to know each other in smaller groups called **Connect Crews**.

- Arrange kids into Connect Crews with one helper—or Crew Guide—per group.
- Invite kids to sit in knee-to-knee circles with their Connect Crews.
- Have kids show their Crew Guides jazz hands and a silly face.
- Kids take turns saying their names and answering this question. Crew Guides go first.
- 🗣️ **Tell about one of your neighbors.**

Experience the Bible Story

When Jesus lived on earth, he talked to people and taught them about God. That's one way Jesus shows us how to live. *(Follow Jesus!)* One time a man asked him something about neighbors. The man and Jesus were talking about something important. Let's listen in.



Read aloud Luke 10:25-28.

The man asked Jesus, "Who is my neighbor?"

- 🗣️ **How would you answer that question?** Invite a few responses from the whole group.

Some people think the man asked that question to be sure he had to love *only* people who were like him; it was almost like he was saying, "Okay, but who do I *really* have to love? You don't mean *everybody!*" Jesus knew *exactly* why the man asked the question, so he answered him by telling a story. I'll need your help acting out the story.

In Connect Crews, decide who will be the Jewish man, the church leaders, and the Samaritan. (You can have several church leaders.)

If you're the Jewish man in the story, raise your hand. Pause. **When people heard Jesus' story, they probably figured you were going to be the hero because the people hearing this story were Jewish.** Lead everyone in applauding for the "Jewish man" characters. Then let them sit down.

If you're going to play one of the church leaders, stand up and take a bow. Pause. **People listening to Jesus' story would expect you to do the right and wise thing, sort of like we'd expect our pastor and leaders to do.** Lead everyone in applauding for the "church leaders." Then let them sit down.


Supplies

- Bible
- "The Good Samaritan" Bible Story poster


We call helpers Crew Guides. If you lead a small class, you can be the Crew Guide. Simply circle up with the kids. If you have helpers, form smaller groups so each child can be known—and so kids can befriend your helpers, too!

Finally, if you're going to play the Samaritan, jump up and wave your arms. Pause. Now I should *probably* tell you that Jews and Samaritans were enemies. So when someone in Jesus' time heard about a Samaritan, they'd assume he or she might be the villain in a story. Lead everyone in halfheartedly applauding for the "Samaritan" characters. Then let them sit down.

Now that you know the characters, let's see what happened!

 Read aloud Luke 10:30-35, using lots of drama and emotion. Pause between each phrase to allow kids and Crew Guides to silently act out their parts. (But a few sounds effects are welcome!) When you come to the end of the parable, have Connect Crews sit down.

Jesus wrapped up his story with a question.

 Read aloud Luke 10:36.

Let's talk about this in Connect Crews.


- ❓ Who do *you* think was a neighbor to the man who was attacked? Why?
- Have Crew Guides give thumbs-up when everyone has shared.

Show the Bible Story poster.

Invite responses from the whole group for these questions.

- ❓ Who showed love in this story? What did that person do to show it?
- ❓ Why do you think he did those things?
- ❓ What did Jesus want the man he was talking with to discover from the story?

Welcome several responses, making sure to repeat each answer given. Your recap will allow kids to know they're understood, and it'll help everyone else hear quiet voices.



Jesus shows us how to live, (*Follow Jesus!*) and that means we love others. In fact, we love *everyone!* Jesus' love is for everyone, and even the most unlikely people just might surprise us with their friendship with Jesus.

The Heart of the Matter

In Bible times, Jewish stories wouldn't have had a Samaritan hero in them because Jews and Samaritans didn't get along at all! Let's talk about this in Connect Crews.

- 🕒 Why do you think Jesus chose someone people might think of as a villain to be the hero of *this* story?

Jesus shows us how to live, (*Follow Jesus!*) and sometimes he uses stories. So let's imagine Jesus told this story about kids here in [name of your community] or at your school. Crew Guides, stand off to the side of the room. Pause. You'll come in later.

You were walking to school when a bunch of bullies jumped out, took your lunch money, and hurt you. Go ahead and curl up in a ball and sit on the floor.

Some important people came by—people who know you from church. Or maybe they're teachers from school or coaches you like. Call out the names of people you'd expect to help you if you were hurt. Pause.

But those people walked on by. Then the most unlikely helper came along. Silently think of the name of someone you *wouldn't* think would help you.

That person came and kindly helped you with tenderness and love, giving up time and money to make sure you were safe. Crew Guides, show your Crew members what that might look like. Direct Crew Guides to help "hurt" Crew members up and gather them in a circle again.

Let's talk about this in our Connect Crews.

- 🕒 How would it feel to have someone you didn't expect help you like that? Why?
- Have Crew Guides give thumbs-up when everyone has shared.

Jesus made a way for all people to be part of God's family and share his love—and that includes you! Now silently think of a time you could have shown love and helped someone, but you didn't. Pause for a moment.

Jesus shows us how to live (*Follow Jesus!*) and how to love others. Jesus' way of life is challenging and sometimes nudges us out of our comfort zone. But when we follow Jesus, he'll give us the strength we need to show love to everyone.



Now's a great time for Apply-It Options. Choose one—or both—of the following reinforcement activities to support today's Bible discoveries before the Friendship Finale

Apply-It Options

Choose one—or both—of these activities to support kids' learning after Bible Discovery.

Explore More

Supplies: Bibles, paper

Hand each Connect Crew enough paper so each person has a sheet. Have kids take turns with the following activity.

- Everyone holds up a sheet of paper to cover nose and mouth.
- With nose and mouth covered, Crew members smile, frown, or act surprised.
- Other Crew members guess which faces others are making.

❓ **What made it hard to decide what faces people made?**

❓ **What helped you guess correctly?**


In our game, people could fake you out and hide what they were really doing. But looking people in the eyes often helps us know what's going on inside their hearts. When it comes to loving others, God doesn't want us to just pretend.



Distribute Bibles, and help kids find and read Romans 12:9 together.

❓ **Tell about a time someone just pretended to like you. What happened?**

Jesus shows us how to live. (Follow Jesus!) When Jesus says to love, he means to do it from the heart—with everything we've got!



Game

Supplies: timer

In Jesus' story, the Samaritan stopped and helped the hurt man. He pulled him up, put him on a donkey, and took care of him. Let's play a game and see how fast *you* can pull up your friends!


- Choose one person to be the Samaritan.
- Have the rest of the kids scatter around the room and sit down.
- Say "go" and begin the timer.
- Time how fast the Samaritan can pull up all the "hurt" kids to a standing position.
- Let a few kids take turns being the Samaritan.
- ❓ **What does the expression "Give someone a hand up" mean to you?** Invite responses from the whole group.
- ❓ **How does [fill in some of the things kids shared] show God's love?**

Play the game again. This time, as soon as someone is pulled up, that person will also help pull up others. Compare the times of when one person was the Samaritan to when *everyone* could help.

Jesus shows us how to live. (Follow Jesus!) Choosing to show love can lift people up and show them that we care. When we think of everyone as our neighbor, we can change the world with God's love!



Friendship Finale



Have kids sit in knee-to-knee circles with their Connect Crews.

Sal, our Bible Memory Buddy, can help us remember that Jesus shows us how to live. (Follow Jesus!) You'll each receive a Sal sticker to help you remember to be a loving neighbor throughout your week. You can wear it now or take it home with you. Crew Guides will give each person a sticker like this.

- Ask a willing child to help you demonstrate the following actions.
- Have the child stand near a seated Crew Guide.
- The child will reach down and take the Crew Guide's hand, pulling him or her to a standing position.
- The Crew Guide will give the child a Sal sticker and say, "[Child's name], Jesus shows you how to live and love others."
- Crew Guides give thumbs-up when everyone has received a sticker.

Jesus didn't just talk about how to live; he *showed* people through his love, kindness, and sacrifice. Jesus loved everyone—even people no one else loved! He shows us to love everyone, too.

It's one thing to *say* we love everyone and another thing to *show* that love. But Jesus showed the whole world his love when he died on the cross and came back to life.

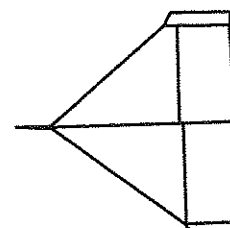

I'd like to read you something about our friend Jesus. As you listen, close your eyes and imagine you're eating lunch at school or at home. Pause. Can you picture it? Now listen while I read.

- Read the first section of the Unit 3, Week 4 Take-It-Home Flyer.
- **Now I'll give you one of these flyers to help you talk about Jesus' love in your Connect Crews *and* at home, too. Think of this as a practice time for talking about Jesus with your family at home.**
- Distribute Take-It-Home Flyers to Crew Guides, and have them share about their own friendship with Jesus as they discuss the "Talk Starter" question and then invite kids to share.
- Kids share prayer requests—things they'd like to tell Jesus—in their Connect Crews.
- Connect Crews pray together.
- Crew Guides distribute Take-It-Home Flyers and follow the directions to help kids fold the paper to "fly" home. ○

Supplies

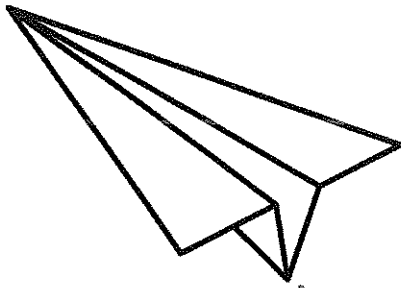
- Sal Bible Memory Buddy stickers (1 per child)
- Take-It-Home Flyers (Unit 3, Week 4) (1 per child)

Saying each child's name in a loving way helps kids simply experience Jesus' love through you!



Simply
Loved™





The Good Samaritan (Luke 10:25-37)

“For I can do everything
through Christ, who gives
me strength.”
(Philippians 4:13)

Jesus shows us how to live... and love others.

Do you feel most loved when people *tell* you they love you or when they *show* you they love you?

Let's say you're at school and you forgot your lunch money. One friend says he loves you as he gulps down a slice of pepperoni pizza and walks away. Another friend says she loves you as she shares half her lunch with you.

It's good when people say they love you. But it's *great* when people say the words and also *do* something about it.

Jesus loves you that *great* way. He let his love lead him to the cross. He loves you enough to stick around...no matter what.

And when you're friends with Jesus, he'll show you how to love others, too. Not just some people or people who love you back; with Jesus' help, you can show love to everyone.


So take a look around you. Who can you show love to today?

Talk Starter

Who—besides Jesus—loves you? What has that person done to show you love?

Try This @ Home

Think about the people you live with. What could you do to show love to each person? Make a list and then do what's on the list over the next few days. When they ask what you're up to, tell them about Jesus' love!



Explore More @ Home

God shows us his love through Jesus! Read Romans 5:8 and John 3:16.




Make this page fly home!

Fold a flyer. When you get home

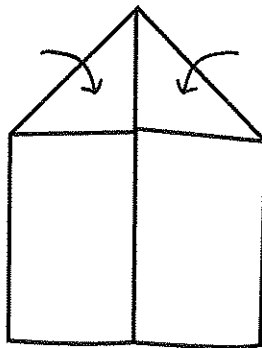
...invite someone you love to fly your plane with you. Tell that person why you invited him or her to be your copilot.

Here's how:

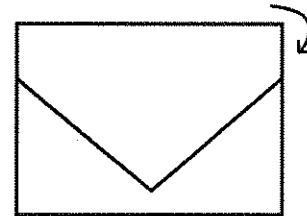
- ① Fold the paper in half lengthwise as shown.



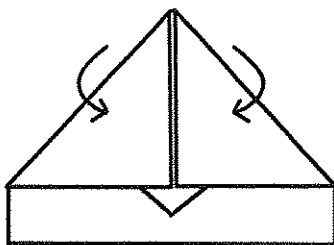
- ② Unfold, and then fold the top two corners to the center line to create flaps.



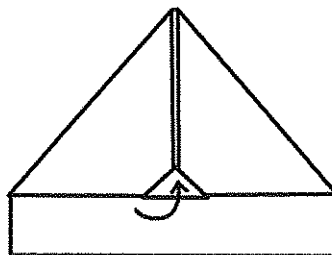
- ③ Fold the peak toward you about an inch from the bottom of the paper.



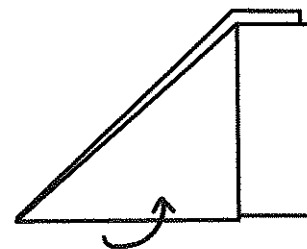
- ④ Fold both top corners into the center line.



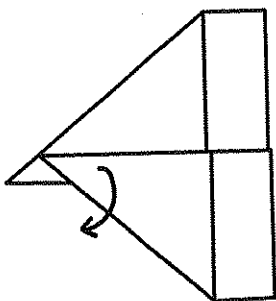
- ⑤ Fold the little tip over the flaps at the center so they stay in place.



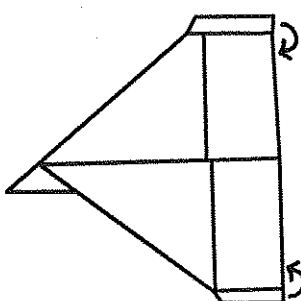
- ⑥ Fold the plane in half.



- ⑦ Fold the wings down.



- ⑧ Fold up the edges of each wing.



- ⑨ Take aim, and let it fly!

