

# God Speaks to Samuel

Road to a King

1 Samuel 3:1-4:1

Bible Point


**God knows what we need.**

## Purpose

Have you ever sensed God telling you something? Maybe you heard a consistent message in a song, a sermon, *and* from a friend all in one week. Or perhaps you read a familiar Bible passage, and this time, something new stood out and was exactly what you needed to hear.

Samuel heard God's audible voice for the first time and didn't know it was God. But God had placed Eli nearby to help Samuel know God and recognize his voice.

Guess what! God has placed *you* near the kids in your class. Thank you. You're their teacher and example. So show them what it looks like to love and follow God today. This lesson will help you teach them to know God and listen for his voice in their lives.



## Prayer

Dear God, we want to hear your voice today. Please speak to me and the kids in my care through your Word today. In Jesus' name, amen.

## Prep


Opening Options	Sing & Play	Bible Discovery & Goodbye Circle	Apply-It Options
<ul style="list-style-type: none"> <li><input type="checkbox"/> Option Cards*</li> <li><input type="checkbox"/> <i>Foam Shape Sort</i>: foam shapes in various sizes and colors</li> <li><input type="checkbox"/> <i>Good Night, Craft Sticks</i>: cotton balls, craft sticks</li> </ul>	<ul style="list-style-type: none"> <li><input type="checkbox"/> <i>Music CD</i>*</li> <li><input type="checkbox"/> <i>Music Video DVD</i>*</li> <li><input type="checkbox"/> <i>Buddy Video DVD</i>*</li> <li><input type="checkbox"/> Amanda Bible Memory Buddy poster*</li> <li><input type="checkbox"/> media player</li> <li><input type="checkbox"/> Bible (bookmark Philippians 4:6)</li> </ul>	<ul style="list-style-type: none"> <li><input type="checkbox"/> "God Speaks to Samuel" Bible Story poster*</li> <li><input type="checkbox"/> <i>Music CD</i>*</li> <li><input type="checkbox"/> Amanda Bible Memory Buddy stickers* (1 per child)</li> <li><input type="checkbox"/> media player</li> <li><input type="checkbox"/> Bible (bookmark 1 Samuel 3:1-2, 4, 6, 10)</li> </ul>	<ul style="list-style-type: none"> <li><input type="checkbox"/> <i>Game</i>: no supplies</li> <li><input type="checkbox"/> <i>Food-n-Friendship</i>: snack, napkins, hand cleanser, <i>Music CD</i>*, media player</li> <li><input type="checkbox"/> <i>Coloring Creation</i>: "God Speaks to Samuel" Coloring Creation pages* (1 per child), crayons, glue sticks, cotton balls, 1"x2" felt pieces, <i>Music CD</i>*, media player</li> </ul>

\* in your *Simply Loved Kit*



# Opening Options

Set up one—or both—of these intro activities to start your time together. Each activity connects kids to the Bible Point and to each other. Cut apart these Option Cards, and place one by each activity you choose. Crew Guides will follow the directions and build friendships with kids as they make discoveries together!



## Foam Shape Sort

**Supplies:** foam shapes in various sizes and colors

Sort foam pieces by color and shape. As you sort and find colors, ask, "Who needs a blue shape?" or "Who needs a square?"

**?** Who helps you when you need something?

**We helped each other find shapes we needed. Today we'll discover that God knows what we need. In the Bible, God told a boy named Samuel what he needed to do, and Samuel trusted God. We can trust God, too!**



## Good Night, Craft Sticks

**Supplies:** cotton balls, craft sticks


Imagine craft sticks are people! Have them "rest" and lay their heads on cotton ball pillows. Give them names, and call names to make them "wake up."

**?** Tell about a time you were so sleepy.

**God knows what we need. He knows when we need sleep and when it's time to wake up. We'll read in the Bible story today about a sleeping boy who woke up when he heard God's voice.**

# Opening

Now's a great time for Opening Options. Choose one—or both—to introduce today's Bible discoveries.



**"The Cleanup Song"** (*Music CD track 1*)

Help kids transition by cleaning up before sitting with their Connect Crews. A Connect Crew is a smaller group of kids with one Crew Guide.

## Sing & Play

### Welcome

Hello, friends! I want to hear your voices. On the count of three, shout, "Hello!" One, two, three! Pause. Hello to you, too! Let's sing our welcome song.



**"Hello, My Friends"** (*Music CD track 2*)

Let's say hello to our Crew Guides. They're our go-to friends who are here to have fun and learn along with us.

- Kids give their Crew Guides a fist bump followed by a wave.

### Bible Point

I have something to tell you: **God knows what we need. That's our Bible Point today. So every time you hear the words "God knows what we need," point up with both hands (demonstrate) and say, "Trust God!" Let's try that together.**

**God knows everything! Do this with me.**

**Whenever we need food, God knows!** (*rub your tummy*)

**Whenever we need cheering up, God knows!** (*frown*)

**Whenever we need sleep, God knows!** (*rest your head on your hands*)

**Whenever we need to smile, God knows!** (*smile*)

**God knows what we need.** (*Trust God!*)

Repetition cements learning, so be sure to say today's Bible Point A LOT. Have fun with it! Kids will love listening for it and responding with "Trust God!"

### Supplies


- Bible
- Music CD
  - "Hello, My Friends"
- Music Video DVD
  - "All That Is Good" music video
  - "Good Good Father" music video
- Buddy Video DVD
  - Amanda Bible Memory Buddy video (Week 3)
- media player
- Amanda Bible Memory Buddy poster



**Trust God!**

We can trust God because he gives us good things. Let's sing a song about that!

 "All That Is Good" music video



## Bible Memory Buddy & Verse


It's time to talk to our friend Buzzly Bee. Buzzly will tell us about our Bible Memory Buddy friend. Let's call for Buzzly. Do this with me!

- Flap hands quickly like a bee.
- Make buzzing sounds.

 Amanda Bible Memory Buddy video (Week 3)

Our friend Amanda the red panda reminds us that God knows what we need. (Trust God!)

- Show the Bible Memory Buddy poster.
- Point out that pandas are cuddly and cute.
- Have kids give a cuddly hello to three friends with a hug or a pat on the back.

 Show the Bible. **The Bible is God's true story of love! Our Bible Memory Verse comes from the Bible. Let's say it together. I'll say a line, and then you repeat after me.**


**"Don't worry about anything; instead, pray about everything. (touch temples and shake head "no")**

**Tell God what you need, (press palms together)**

**and thank him for all he has done." (touch chin, then extend hand out)**  
(Philippians 4:6)

**God knows what we need. (Trust God!) Let's thank God for being like a good father to us.**

 "Good Good Father" music video



# Bible Discovery

**God knows what we need.** *(Trust God!)* Hold up a Bible. Today we'll hear a story from the Bible about a boy named Samuel. Guess what! God talked to Samuel!

At first, Samuel didn't understand it was God's voice talking. Samuel needed someone to help him hear and know God's voice. **God knows what we need.** *(Trust God!)* God gave Samuel a teacher named Eli to help him. Eli taught Samuel to listen for God's voice. Let's talk about grown-ups who teach us!

- Have everyone get comfy and sit in knee-to-knee circles with Connect Crews.
- **When did a grown-up teach you something? Who taught you, and what did you learn to do?**
- Crew Guides give thumbs-up when everyone has shared.

**God knows what we need.** *(Trust God!)* We need teachers to help us know God better. Eli was Samuel's teacher. Eli worked for God in the Tabernacle. The word *tabernacle* is a fancy word for a church where people would go to learn about God and worship him.

- **Where do you go to learn about God?** Invite several responses from the whole group.

Samuel's mom had met Eli at the Tabernacle before Samuel was born. Samuel's mom loved God. She knew Samuel would need Eli to help him get to know God and learn how to worship God at the church. So when Samuel was old enough, his mom let him work with Eli at the Tabernacle.

**God knew Samuel would need a mom who loved God. God knows what we need, too!** *(Trust God!)* He gives us family members and friends who help us know God better.

- Ask kids to raise a hand if a family member brought them to church today, too.
- Ask kids to raise a hand if a friend brought them to church today.

**I'm so glad God knows what we need.** *(Trust God!)* **And God knew Samuel needed a mom and a teacher who would help him know God's voice. Let's read in the Bible to see what happened.**




Read aloud 1 Samuel 3:1-2.

## Supplies

- Bible
- "God Speaks to Samuel" Bible Story poster

We call helpers Crew Guides. If you lead a small class, you can be the Crew Guide. Simply gather kids in a cozy circle around you. If you have helpers, form smaller groups so each child can be known—and so kids can befriend your helpers, too!



Yawn. **Eli had gone to bed. And Samuel was going to bed, too.** Show the Bible Story poster. **Samuel's room in the Tabernacle looks pretty comfy, doesn't it? Let's pretend to sleep, too. Do what I do!**

- Yawn.
- Lie on the ground.
- Close eyes.
- Have Crew Guides join you in saying "Good night!" and walking several feet away from the kids.



Read the verses from the Bible.

You're showing kids that God's Word is special. And don't worry; we've kept the verses short for young attention spans.

**When Samuel was sleeping, he heard someone call his name. I'll read about it in the Bible. Listen carefully, and open your eyes when you hear me say "Samuel!" Are you ready?**



Read aloud 1 Samuel 3:4. Pause after you read "Samuel!"

**Samuel thought it was Eli calling. He must have wondered what Eli needed. Samuel jumped up and ran to Eli and asked, "Here I am! Did you call me?" Let's do that!**

- On the count of three, have kids jump up and run to you or their Crew Guides and say, "Here I am!"
- Say, **"No, I didn't call you. Go back to bed!"**
- Have kids return to their seats to "sleep."

Hmm. Maybe this sounds familiar to you.

- When have you woken up in the night and run to someone? Welcome a few responses from the whole group.

Samuel ran to Eli, but Eli didn't need Samuel, so Eli told Samuel to go back to sleep. Let's close our eyes again and read what happened next. Open your eyes when you hear me read Samuel's name.



Read aloud 1 Samuel 3:6, pausing after Samuel's name.

God called Samuel's name a second time, and Samuel thought it was Eli again. Let's run to *your* leaders again!

- On the count of three, have kids jump up and run to you or their Crew Guides and say, "Here I am!"
- Say, "No, I didn't call you. Go back to bed!"
- Have kids return to their seats to "sleep."

Nope. It wasn't Eli calling. It was God's voice! But Samuel didn't know that because he hadn't heard a message from God before. But remember, God knows what we need. (*Trust God!*)

Samuel needed someone to help him know it was God. Yawn. Samuel went back to sleep again. He heard God's voice and ran to Eli *again!* This time, Eli helped Samuel like your leaders will help you!

- On the count of three, have kids jump up and run to you or their Crew Guides and say, "Here I am!"
- Say, "That was God's voice!"
- Have kids return to their seats to "sleep."

After the third time, Eli knew it was God calling Samuel's name. He told Samuel what to do. When he heard the voice call his name, Samuel should say, "Speak, your servant is listening."

Let's close our eyes once more. I'll read from the Bible, and you open your eyes when you hear Samuel's name. Ready?



Read aloud 1 Samuel 3:10, pausing after you read Samuel's name.

This time Samuel knew it was God. He told God he was listening! Let's listen like Samuel. Do what I do!

- Cup your hands behind your ears.
- Say, "I'm listening, God!"

Welcome a few responses. Be sure to summarize what kids say so everyone can hear.

God told Samuel an important message for Eli and God's people, the Israelites. It was the first of many important messages God would ask Samuel to tell them. When he got older, Samuel became a prophet. A *prophet* is someone who listens to God and then tells other people God's messages. Let's be prophets like Samuel. Do this with me!

- Cup hands around mouth like a megaphone.
- Say, "Here's a message from God!"

But first, young Samuel needed grown-ups to help him know God and hear his voice. God knows what we need. (*Trust God!*)

God wants *us* to know him and listen to what he says, too. We may not hear God's voice like Samuel did, but we *can* listen to teachers and family members who know and love God. They'll help *us* know and love God, too. Grown-ups and kids can tell each other what they're hearing from God!

- Have everyone cup their hands behind their ears to show they are listening.
- Share a God Sighting—a story about how you saw God at work in your life this week.
- Invite kids to share God Sightings, too.
- Thank everyone for listening!

God knows what we need. (*Trust God!*) I'm so glad God knows that I need all of you! You show me God's love and help me know God better. Gather everyone for a group hug.

Now's a great time for Apply-It Options. Choose one or more that fit your time frame to support today's Bible discoveries before the closing Goodbye Circle.





# Apply-It Options

Choose one—or all—of these activities to support kids' learning after Bible Discovery.

## Game

Form two teams. Each team makes a line holding hands and facing the opposite team. Teams take turns calling a child over from the other team with this chant: "[Child's name, child's name], **God knows what you need!**" The calling team welcomes the new friend with a group hug, and he or she joins the new team.

**God knows what we need.** (Trust God!) **That's why he called Samuel's name. God knows our names and gives us what we need, too.**



## Food-n-Friendship

**Supplies:** snack, napkins, hand cleanser, *Music CD*, media player

- Give a napkin to a friend and say, **"God knows what we need."** (Trust God!)

 **"God, You Are So Good"**  
(*Music CD track 3*)

- Eat snack together.
- **When we pray, we talk with God. Who has something we can talk with God about?**
- Pray together.

**God knows what we need.** (Trust God!) **God called Samuel's name to give him what he needed. When I call yours, please get up and help us clean up.**




## Coloring Creation

**Supplies:** "God Speaks to Samuel" Coloring Creation pages (1 per child), crayons, glue sticks, cotton balls, 1"x2" felt pieces, *Music CD*, media player

**God knows what we need.** (Trust God!) **God gave Samuel a mom and a teacher who knew God and helped Samuel know God, too!**


- Review the story as you look at the picture.
- Color the picture.
- Use glue sticks to attach a cotton ball for Samuel's pillow and a felt piece to cover Samuel with a blanket.
- Play music as kids create.

 **"Pray About Everything"**  
(*Philippians 4:6-7*)  
(*Music CD track 6*)



## Supplies

- Music CD
  - “Goodbye, My Friends”
  - “Pray About Everything” (Philippians 4:6-7)
- media player
- Amanda Bible Memory Buddy stickers (1 per child)



# Goodbye Circle

It's almost time to say goodbye! Let's sing our goodbye song as we join hands and make one big circle!



“Goodbye, My Friends” (Music CD track 4)

**God knows what we need. (Trust God!) That's why God sent his special Son, Jesus. Jesus helps us become friends with God. Jesus is with us all the time—when we're awake *and* when we're sleeping!**


- Show the Bible Memory Buddy poster, and remind kids that Amanda helps us remember **God knows what we need. (Trust God!)**
- Invite Crew Guides to give each child an Amanda sticker to wear or take home. First, have kids close their eyes as if they're sleeping.
- Crew Guides will tap each child on the shoulder and say, “[Child's name], wake up! **God knows what you need.**”



“Pray About Everything” (Philippians 4:6-7)  
Music CD track 6)

- Do Bible Memory Verse motions and move to the music!

Saying each child's name in a loving way helps kids simply experience God's love through you!



# God Speaks to Samuel

Road to a King  
1 Samuel 3:1-4:1

**Bible Point**


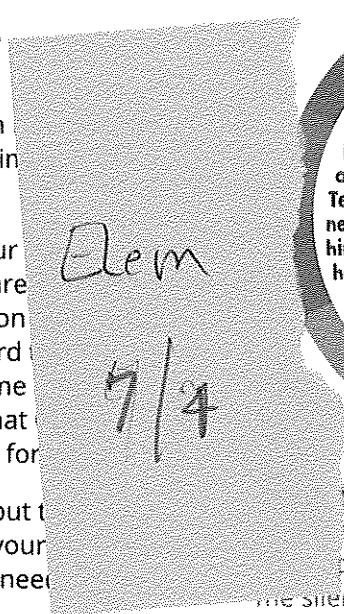
**God knows what we need...and speaks to us.**

**Purpose**

Our world is frenzied and fast-paced. At any given moment we may be bombarded with a number of different stimuli demanding your attention.

Your phone alerts you to a new text message. Your calendar reminds you of a task you'd forgotten. Your kids are clamoring for your attention, and you're trying to watch a quick video clip on YouTube. And through all this noise and chaos, it can be hard to hear and listen. But if we're intentional about taking time to focus on those things that we *don't* really need, we'll find that we *do* need to hear—his message of love for us.

Kids may not have the same stimulation you do, but their world is no less chaotic. This lesson will help you—and your kids—slow down and listen to the God who knows what you need. Turn off those devices, and show kids how to simply listen.



God, thank you for speaking to me despite all the noise and chaos. Help me find the silence my heart so I can hear you better. May I be your mouthpiece to your kids today. In Jesus' name, amen.


**Prep**

Opening Options	Sing & Play	Bible Discovery & Friendship Finale	Apply-It Options
<input type="checkbox"/> Option Cards* <input type="checkbox"/> Clay Comforters: play dough, pencils <input type="checkbox"/> Filter Your Voice: coffee filters, washable markers	<input type="checkbox"/> countdown video* <input type="checkbox"/> Music Video DVD* <input type="checkbox"/> Buddy Video DVD* <input type="checkbox"/> Amanda Bible Memory Buddy poster* <input type="checkbox"/> media player <input type="checkbox"/> Bible (bookmark Philippians 4:6)	<input type="checkbox"/> "God Speaks to Samuel" Bible Story poster* <input type="checkbox"/> Amanda Bible Memory Buddy stickers* (1 per child) <input type="checkbox"/> Take-It-Home Flyers* (Unit 2, Week 3) (1 per child) <input type="checkbox"/> Bible (bookmark 1 Samuel 3:1-4, 7, 11-14, 17-20)	<input type="checkbox"/> Explore More: Bibles, 3 drinking glasses, metal spoon, water <input type="checkbox"/> Game: play dough

\* in your **Simply Loved Kit**

# Opening Options

Set up one—or both—of these intro activities to start your time together. Each activity connects kids to the Bible Point and to each other. Cut apart these Option Cards, and place one by each activity you choose. Crew Guides will follow the directions and build friendships with kids as they make discoveries together!



## Clay Comforters

**Supplies:** play dough, pencils

Carve patterns into flat rectangles of play dough so they look like bedspreads or comforters.

**?** If you could design your dream bedroom, what would it look like?

**God knows what we need, like places to sleep! Today's Bible story took place while someone was sleeping, and he heard God's voice! We can listen for God's voice, too.**



## Filter Your Voice

**Supplies:** coffee filters, washable markers

Write your best advice to a younger kid, then fold the coffee filter in half and into a megaphone. Talk through your megaphones to share the advice you wrote.

**?** Tell about good advice someone has given you.

**God knows what we need, and sometimes we need to hear good advice! In today's Bible story, God spoke to Samuel to give him some advice. How cool is it that we can get advice from God?**

# Opening

Now's a great time for Opening Options! Choose one—or both—to introduce today's Bible discoveries.



countdown video (1 minute)

Help kids transition, clean up the activities, and sit with Connect Crews. A Connect Crew is a small group of kids with one Crew Guide.

## Sing & Play

Welcome! I have some *amazing* news for you: **God knows what we need. And God is good, so we can trust him to take care of our needs! Let's sing about God's goodness.**



"All That Is Good" music video

### Bible Point

Isn't it cool to know how good God is? And we're learning that our good God knows what we need. Every time you hear the words "God knows what we need," point up with both hands (demonstrate) and say, "Trust God!" Let's try that together.

- Point up and say, "Trust God!"
- Repeat several times.

Repetition cements learning, so be sure to say today's Bible Point A LOT. Have fun with it! Kids will love listening for it and responding with "Trust God!"

Wow! I'm glad we can trust God with our needs. Let's sing about that.



"Leaning on the Everlasting Arms" music video



Trust God!


### Supplies

- Bible
- media player
- *Music Video* DVD
  - "All That Is Good" music video
  - "Leaning on the Everlasting Arms" music video
  - "Good Good Father" music video
- *Buddy Video* DVD
  - Amanda Bible Memory Buddy video (Week 3)
- Amanda Bible Memory Buddy poster

## Bible Memory Buddy & Verse

Amanda is our Bible Memory Buddy! Show the Bible Memory Buddy poster. I wonder how much you know about red pandas. Let's find out with a This-or-That Challenge! You'll hear two fun facts about red pandas. It's up to you to decide which is true—this fact or that!

- 🔗 Do red pandas prefer to be on the ground or in trees?
  - Have everyone crouch down to vote for *this* (on the ground) or stand tall to vote for *that* (in trees).
  - Make a drumroll sound by patting your thighs or the floor.
  - Dramatically give the answer: **Red pandas love to be...in trees!**
  - Watch the Bible Memory Buddy video.



### Amanda Bible Memory Buddy video (Week 3)



Show the Bible. **The Bible is God's true story of love! The Bible was originally written in three languages. Today it's in hundreds of languages so people around the world can understand it. It's pretty cool to know that God speaks to *everyone* through the Bible.**

**God knows what we need. (Trust God!) And God speaks to us! Let's say the Bible verse Amanda taught us. I'll say a line, and then you repeat it after me.**

**"Don't worry about anything; (touch temples and shake head "no") instead, pray about everything. (press palms together)**

**Tell God what you need, (point up)**

**and thank him for all he has done." (touch chin, then extend hand out)**  
(Philippians 4:6)

**God knows what we need, (Trust God!) so we don't have to worry! Instead, we can talk to God about what we need and watch and listen for God's response. God is like a good father who takes care of us. Let's sing about that!**



### "Good Good Father" music video

# Bible Discovery

## Circle Up & Connect

Let's circle up and spend a little time simply getting to know each other in smaller groups called **Connect Crews**.

- Arrange kids into Connect Crews with one helper—or Crew Guide—per group.
- Invite kids to sit in knee-to-knee circles with their Connect Crews.
- Kids give their Crew Guides foot-fives (high-fives with feet).
- Have kids take turns saying their names and answering this question. Crew Guides go first.
- ❓ **Who's your favorite cartoon or other fictional character? Instead of just telling us, do your best impression of that character.** Kids can guess who others are impersonating.

## The Heart of the Matter

You know the voice of your favorite character because you've heard it many times! That reminds me of today's Bible story. It has to do with listening because God speaks to us, and God knows what we need. *(Trust God!)* Before we dive into the Bible story, let's practice communicating in different ways.

Lead Connect Crews in the following modes of communication. Spend about a minute on each mode.

- First, have a few Crew members take turns mouthing something they're excited about without making any noise while others try to read their lips.
- Next, have a few Crew members take turns miming something they did in the last week while others guess.
- Next, have one Crew member think of a funny joke, then the Crew will pass it around like in the Telephone game.
- Finally, a few Crew members can use their fingers to draw on the floor their favorite food.

Let's talk about this in Connect Crews.


- ❓ **What were you thinking and feeling as you tried to understand what your friends were trying to say?**
- ❓ **How did this experience remind you of what it's like to try to understand what God is saying to you?**

## Supplies

- Bible
- "God Speaks to Samuel" Bible Story poster

We call helpers **Crew Guides**. If you lead a small class, you can be the Crew Guide. Simply circle up with the kids. If you have helpers, form smaller groups so each child can be known—and so kids can befriend your helpers, too!





## Experience the Bible Story

God speaks to us, but it's not always easy to understand him. However, God knows what we need. *(Trust God!)* Today we'll meet a guy in the Bible named Samuel. We'll see how God kept speaking until Samuel understood—which is just what Samuel needed! Show the Bible Story poster.

For this story, you all get to be Samuel. One night, Samuel was sound asleep. Everyone, tuck yourselves in and snore loudly. Have kids snore loudly.

You're probably imagining sleeping in your bed at home. But Samuel was sleeping at church, kind of like you're doing now! Have kids pretend to sleep.

Why was Samuel at church? Well, before he was born, Samuel's mom had prayed for a baby. She promised God that if she had a baby, she would give the baby back to God. So when he was just a toddler, Samuel moved into the church and helped Eli the priest.

The church Samuel stayed in was called the Tabernacle, and it was more like a tent than our church. We aren't exactly sure what Samuel did to help, but other places in the Bible talk about the priests' jobs.

For example, priests made sure the oil lamps in the Tabernacle stayed lit at night. Let's pretend to light a candle. Pause. Good. Now it's nice and bright in here. Priests also opened the Tabernacle doors every morning. Let's all pretend to open the doors! Pause. Ahh! Gotta love the fresh air. Have everyone take a few deep breaths.



Yawn. **Now it's time to go back to sleep, because Samuel was sleeping at night when this story happened.** Have kids lie down and snore. Then have them stop snoring but continue to pretend to sleep quietly. **Let's read what happened.**



Read aloud 1 Samuel 3:1-4.

**Suddenly, Samuel heard his name. When you hear your name, sit up and say, "Yes? What is it?"** Have Crew Guides call each child's name.

**When Samuel heard his name, he thought it was Eli, the priest, calling him. So he ran to Eli and asked what he needed.**

**You know, this makes me wonder what God's voice sounded like. What do you think? Was it big and booming? soft and gentle? Say your Crew Guide's name in your best God voice.** Pause.

**Wow! Those are some interesting ideas. Whatever God's voice sounded like, Samuel thought it could be Eli's voice. But Eli told Samuel he hadn't called and to go back to bed.** Have kids lie back down and close their eyes.

**Then Samuel heard it again! This time when you hear your name, hop up on your feet and say "Here I am. Did you call me?"** Have Crew Guides quickly call each child's name again.

**Once again, Eli said he hadn't called Samuel. He sent Samuel back to bed.** Have kids lie back down and pretend to sleep.



Read aloud 1 Samuel 3:7.

**It's no wonder Samuel was confused.** Have everyone sit up and scratch their heads in confusion. **God had never talked to Samuel before. So when it happened a third time, Samuel went to Eli again.**

**Finally, Eli figured out who was calling Samuel. It was God! God knows what we need, (Trust God!) and God had a special message for Samuel.**

**Eli told Samuel to go back to bed and said if he heard his name again he should say, "Speak, Lord, your servant is listening." Let's try that. Go back to sleep one more time. This time when you hear your name, look up and say, "Speak, Lord, for your servant is listening."** Pause as Crew Guides call names and kids respond.

**Let's read what God said.**



Read aloud 1 Samuel 3:11-14.

**Yikes! God's message for Samuel was a warning. Eli's sons had done some bad things, and that was a big problem. Things needed to change. God knew what kind of leadership his people needed. And he had plans for Samuel to bring good changes to the Tabernacle.**

Sometimes when God speaks, he gives warnings. God will show us things that need to change in our lives *and* in the world around us. Gulp! Samuel had to tell Eli God's warning. Have everyone swallow hard like they're nervous. Samuel may have been shaking in his boots just thinking of how Eli would react to God's message. But God knows what we need. *(Trust God!)* When Eli asked, Samuel courageously told him everything. Let's read how Eli reacted.



Read aloud 1 Samuel 3:17-20.

A prophet is someone who tells people messages from God. Prophets need to know God and listen for his voice. It's like God knew that Samuel would need to get used to recognizing God's voice. So even when Samuel was young, God trusted him with an important message.

God knows what we need, too. *(Trust God!)* God still speaks to people today. Maybe not out loud; sometimes it's more of a whisper in our hearts or an idea that the Holy Spirit brings to our minds. Sometimes God speaks to us as we read the Bible or listen to people talk about God—like I'm doing now!

- ② I wonder, have any of you ever heard from God? For me... Share your own personal story of a time God spoke to you. **What about you? Let's talk in our Crews.**
  - Form Crew circles and invite Crew Guides to share first.
  - Give Crews several minutes to talk.

Even if you can't think of a specific time, perhaps you've heard from God and you didn't even know it! Samuel didn't know God's voice because he'd never heard it before. But God knows what we need. *(Trust God!)* He'll help us! The closer friends we become with God, the more the Holy Spirit will help us recognize his voice.

So let's try listening to God now. I'll start by asking God to speak to us. Then we'll have some quiet time for you to listen. But we need to get ready to listen. When you really listen to a friend, you give that person your full attention. So let's focus on God rather than everything and everyone around us. Folding our hands and closing our eyes will help. Pause while everyone gets ready.

God, thank you for speaking to Samuel. We want to hear from you, too. You know what we need to hear, so speak to us. Speak, Lord. Your servants are listening. Allow 30-60 seconds for silence.

Thank you, God. You know what we need. We trust you. Amen.

How awesome! Even if you didn't hear from God right now, it's always good to take the time to listen. The more you do that, the more you'll hear from God!

Now's a great time for Apply-It Options. Choose one—or both—of the following reinforcement activities to support today's Bible discoveries before the Friendship Finale.

# Apply-It Options

Choose one—or both—of these activities to support kids' learning after Bible Discovery.

## Explore More

**Supplies:** Bibles, 3 drinking glasses, metal spoon, water


**Let's see if you can listen as well as Samuel.**

- Fill one glass full of water, one half full, and one a quarter full.
- Announce the number of each glass, one through three.
- Clink each glass with a spoon so kids can hear the sound each numbered glass makes.
- Everyone will turn around. You'll clink a glass, and each person will hold up one, two, or three fingers to indicate which glass it was.
- Announce the correct answer.
- Play several times.

**The different amounts of water in the glasses caused them to make different sounds.**

❓ **What helped you learn which sound came from which glass?**

**In our Bible story, Samuel didn't recognize God's voice at first. Later when God's only Son, Jesus, came to earth, he talked about people recognizing his voice.**

 Distribute Bibles, and help kids find and read John 10:27 together.

❓ **How can we learn to recognize God's voice?**

**God knows what we need, (Trust God!) and God speaks to us! Samuel may not have recognized God's voice right away that first night when he was a little boy, but throughout his life, God kept talking to him.**



## Game


**Supplies:** play dough

**God knows what we need, (Trust God!) so let's see how well you can provide what I need.**

**In this game, I'll say a riddle. Your Connect Crew will work together to figure out what I need and then make that item out of play dough and bring it to me.**

- **The rain has come, I'm getting wet. I need something above my head.** (You need an umbrella.)
- **I'm in my bed, I've got my pillow. But without this, I feel a chill-o.** (You need a blanket.)
- **I heard a growl, is it a bear? No, it's not; it came from in there.** Point to your stomach. (You need food.)
- **I went outside, my T-shirt on. That's not enough with snow on the lawn!** (You need a coat.)
- **I'm at the store to buy some bread. My pockets are empty, nothing but threads.** (You need money.)
- Thank kids for providing what you needed.
- ❓ **How did you figure out what I needed in this game?**
- ❓ **How does God know what we need?**

**Just as you figured out what I needed and helped me, God knows what we need. (Trust God!)**




## Supplies

- Amanda Bible Memory Buddy stickers (1 per child)
- Take-It-Home Flyers (Unit 2, Week 3) (1 per child)

Saying each child's name in a loving way helps kids simply experience the love of Jesus through you!

# Friendship Finale

Have kids sit in knee-to-knee circles with their Connect Crews.



Show the Bible Memory Buddy poster. **Amanda, our Bible Memory Buddy, can help us remember that God knows what we need. (Trust God!) You'll each receive an Amanda sticker to help you remember to trust God and listen to him throughout your week. You can wear it now or take it home with you. To get your sticker, you'll listen for your name—just like Samuel did.**

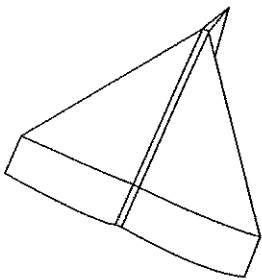

- Ask a willing child to close his or her eyes. Say "[Child's name], **God knows what we need.**" The child then opens eyes and receives a sticker.
- Have kids all close their eyes and receive stickers from Crew Guides in the same way.
- Crew Guides give thumbs-up when everyone has received a sticker.

**You listened for your name so well! Now we're going to do some more listening.**

**In the Old Testament part of the Bible, Jesus hadn't come to earth yet. People could hear from God through people called prophets or through visions or voices like Samuel did. But one day, God sent his Son, Jesus, to live on earth. For the first time, people could see and hear God walking around like a human!**

**I'd like to read something about our friend Jesus. Please close your eyes and cup your hands around your ears to show that you're ready to hear what Jesus has to say to you today.**

- Read the first section of the Unit 2, Week 3 Take-It-Home Flyer.
- **Now you'll get a turn to talk about Jesus with your Connect Crew. Think of this as a practice time for talking about Jesus with your family at home.**
- Distribute Take-It-Home Flyers to Crew Guides, and have them share about their own friendship with Jesus as they discuss the "Talk Starter" question and then invite kids to share.
- Kids share prayer requests—things they'd like to tell Jesus—in their Connect Crews.
- Connect Crews pray together.
- Crew Guides distribute Take-It-Home Flyers and follow the directions to help kids fold the paper to "fly" home. ○



## God Speaks to Samuel

(1 Samuel 3:1-4:1)

"Don't worry about anything; instead, pray about everything. Tell God what you need, and thank him for all he has done."

(Philippians 4:6)

## God knows what we need... and speaks to us.

Text messages. A knock on your door. A friendly voice calling your name across the playground. A video call.

We have so many ways to hear from our friends.

But what about God? Have you ever gotten a text message from *him*?

Doubtful. But that doesn't mean God isn't speaking to you. God speaks through the Bible. And the Bible tells us one *big* way God spoke to us.

He sent Jesus to earth. We can read *actual* words Jesus said. People who were alive at that time actually *heard* his voice say those things. Amazing!

Even though Jesus went back to heaven, he still speaks to your heart. Jesus knows just what you need to hear, and he'll tell you.

Are you listening?

### Talk-starter

Tell about a time you thought you heard from God. How did you know? If you haven't experienced that, what would you *like* to hear from God?

### Try-This-@-Home

Stand right in front of an adult you live with. Whisper something to each other. Then take a step back and whisper something else. Keep backing up and whispering to see how far apart you can get and still hear each other. Can you end up in different rooms?

whisper



### Explore More @ Home

Check out these ways God speaks!  
See 2 Timothy 3:16-17 and Hebrews 1:1-2.




# Make this page fly home!

Fold a flyer. When you get home

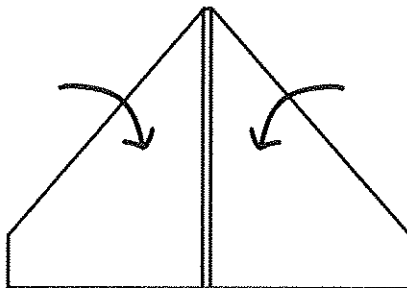
...throw it with your eyes closed. Listen carefully for where it lands, and see if you can find it without opening your eyes! Try it with an adult who can give you directions, too.

## Here's how:

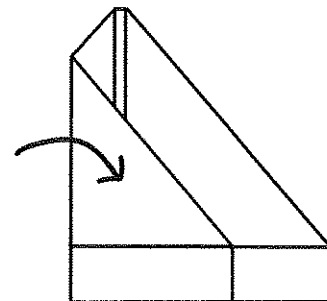
1 Fold the paper in half as shown.



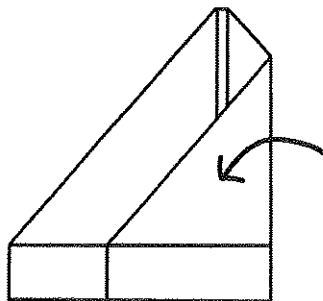
2 Fold in the top corners to the center to make flaps.



3 Flip over, then fold in one side about an inch from the center.



4 Unfold, then fold the other side about an inch from the center.



5 Flip over again, hold on to the center fold, and let 'er sail!

