

# God Gives His People a King

Road to a King  
1 Samuel 8-10:25

Bible Point

**God knows what we need.**


## Purpose

When you were a child, what toy did you really want? Maybe your friend had one and you wanted it, too. Bad. You begged your parents to buy it for you, mentioned it every time you drove past the store, prayed for it aloud every night, and pouted every time you heard "No."

Your parents probably knew the truth: The cheap plastic would easily break, you'd lose interest after a week, and you needed more important things instead. But eventually you wore them down, and you got that precious toy. Wahoo!

God was a little like that long-suffering parent when he finally granted the Israelites' request for a king. God knew what would happen. And God knew that *he* was what they really needed. Still, he graciously gave them King Saul.

God knows what you need as *you* teach this lesson. It's not expert knowledge, the ability to win over kids, or even all the time in the world. You need God's presence—and you have it! Enjoy!



## Prayer

Dear God, you are all I need. Please love your children through me today. In Jesus' name, amen.

## Prep


Opening Options	Sing & Play	Bible Discovery & Goodbye Circle	Apply-It Options
<ul style="list-style-type: none"> <li><input type="checkbox"/> Option Cards*</li> <li><input type="checkbox"/> <i>Find the Foam</i>: foam shapes in various sizes and colors</li> <li><input type="checkbox"/> <i>Cotton-Ball Shuffle</i>: cotton balls, cups</li> </ul>	<ul style="list-style-type: none"> <li><input type="checkbox"/> <i>Music CD</i>*</li> <li><input type="checkbox"/> <i>Music Video DVD</i>*</li> <li><input type="checkbox"/> <i>Buddy Video DVD</i>*</li> <li><input type="checkbox"/> Amanda Bible Memory Buddy poster*</li> <li><input type="checkbox"/> media player</li> <li><input type="checkbox"/> Bible (bookmark Philippians 4:6)</li> </ul>	<ul style="list-style-type: none"> <li><input type="checkbox"/> "God Gives His People a King" Bible Story poster*</li> <li><input type="checkbox"/> <i>Music CD</i>*</li> <li><input type="checkbox"/> Amanda Bible Memory Buddy stickers* (1 per child)</li> <li><input type="checkbox"/> media player</li> <li><input type="checkbox"/> Bible (bookmark 1 Samuel 9:6, 20; 10:1, 9)</li> <li><input type="checkbox"/> whiteboard or large sheet of paper and markers</li> </ul>	<ul style="list-style-type: none"> <li><input type="checkbox"/> <i>Game: Music CD</i>*, media player, paper crown (optional)</li> <li><input type="checkbox"/> <i>Food-n-Friendship</i>: snack, napkins, hand cleanser, <i>Music CD</i>*, media player</li> <li><input type="checkbox"/> <i>Coloring Creation</i>: "God Gives His People a King" Coloring Creation pages* (1 per child), crayons, glue sticks, glitter, <i>Music CD</i>*, media player</li> </ul>

\* in your **Simply Loved Kit**



# Opening Options

Set up one—or both—of these intro activities to start your time together. Each activity connects kids to the Bible Point and to each other. Cut apart these Option Cards, and place one by each activity you choose. Crew Guides will follow the directions and build friendships with kids as they make discoveries together!



## Find the Foam

**Supplies:** foam shapes in various sizes and colors

Choose one person to call out a shape or color, then have everyone else find one!

**? What's your favorite shape? Where have you seen that shape?**

You picked out shapes from a big pile. In the Bible today, we'll hear how God helped Samuel pick a king to lead all God's people. God knew who would be the right king, and God knows what we need.

## Cotton-Ball Shuffle

**Supplies:** cotton balls, cups


Turn over three cups, and put a cotton ball under one of the cups. Quickly shuffle the cups, then have others guess which cup has the cotton ball inside.

**? Tell about a time you had to watch and pay attention for a long time.**

You had to watch and pay attention to where the cotton ball went! Today we'll hear how God helped Samuel be on the lookout for a new king. God helps us, too, because God knows what we need.

# Opening

Now's a great time for Opening Options. Choose one—or both—to introduce today's Bible discoveries.



**"The Cleanup Song"** (*Music CD track 1*)

Help kids transition by cleaning up before sitting with their Connect Crews. A Connect Crew is a smaller group of kids with one Crew Guide.

## Sing & Play

### Welcome

Hello, friends! I'm so glad you're here today. Let's sing our welcome song.



**"Hello, My Friends"** (*Music CD track 2*)

Let's say hello to our Crew Guides. They're our go-to friends who are here to have fun and learn along with us.

- Kids give their Crew Guides a friendly pat on the back.

### Bible Point

Today's Bible Point tells us **God knows what we need. Every time you hear the words "God knows what we need," point up with both hands (demonstrate) and say, "Trust God!" Let's try that together.**

**We trust God because God is in charge. We need God all the time. I'll show you. Stand up, and do what I do!**

**When we're all alone, we need God to be our friend.** (*fold hands in prayer*)

**When we're with our friends, we need God to help us be kind.** (*wave at a friend*)

**When we're running outside, we need God to give us joy.** (*run in place*)

**When we're falling asleep, we need God to give us rest.** (*rest your head on your hands*)

**God knows what we need (Trust God!) because God is all we need!**

Repetition cements learning, so be sure to say today's Bible Point A LOT. Have fun with it! Kids will love listening for it and responding with "Trust God!"

### Supplies


- Bible
- Music CD
  - "Hello, My Friends"
- Music Video DVD
  - "Good Good Father" music video
  - "I Have Decided to Follow Jesus" music video
- Buddy Video DVD
  - Amanda Bible Memory Buddy video (Week 4)
- media player
- Amanda Bible Memory Buddy poster



**Trust God!**

God takes care of us, kind of like moms and dads take care of their children. Let's sing a song about our good Father, God.

 "Good Good Father" music video



## Bible Memory Buddy & Verse


It's time to talk to our friend Buzzly Bee. Buzzly will tell us about our Bible Memory Buddy friend. Let's call for Buzzly. Do what I do!

- Flap hands quickly like a bee.
- Make buzzing sounds.

 Amanda Bible Memory Buddy video (Week 4)

Our friend Amanda the red panda told us that God knows what we need. (Trust God!)

- Show the Bible Memory Buddy poster.
- Point out that red pandas are bears.
- Have kids make themselves as big as possible as they say hello to three friends with deep bear voices.

 Show the Bible. **The Bible is God's true story of love! Our Bible Memory Verse comes from the Bible. Let's say it together. I'll say a line, and then you repeat after me.**

**"Don't worry about anything; instead, pray about everything. Tell God what you need, and thank him for all he has done."** (touch temples and shake head "no")  
(Philippians 4:6)

**instead, pray about everything.** (press palms together)


**Tell God what you need,** (point up)

**and thank him for all he has done."** (touch chin, then extend hand out)

(Philippians 4:6)

**God knows what we need. (Trust God!) We can follow God because he'll always lead us to what's best for us. Let's sing about that!**

 "I Have Decided to Follow Jesus" music video



# Bible Discovery

I'm so glad that God knows what we need. *(Trust God!)* God knows about the things we *need* and things we *want*.

**Wants** are things we can live without, like candy after dinner or watching two episodes of a favorite show. We might beg to get what we want sometimes. Have everyone clasp hands together and say, "Please, please, please!"

But **needs** are things we *can't* live without, like food, people to take care of us, and love! Have everyone hug themselves.

God knows what we want, and God knows what we need. *(Trust God!)* God knows what's best for us. And God knew what was best for his people, the Israelites, in the Bible, too. Hold up a Bible. Let's discover a story from the Bible about how God gave his people a king.

God's people really wanted a king. A king is someone who is in charge of people. Let's pick a king for our class. I'll draw our king!

- Draw a stick-figure king on a whiteboard or large sheet of paper.
- ❓ **What do we want our king to have?**
- Draw kids' answers.
- ❓ **What do we want our king to do for people?**
- Draw simple illustrations to show kids' answers. For example, draw a smile to show kindness, a cape to show bravery, or a star to show popularity.

This looks like just the king we need! Here's what the Israelites wanted *their* king to be like. Do what I do!

- **They wanted their king to be like all the other kings around them.** Look all around you.
- **He should be strong.** Make muscles with one arm.
- **And brave.** Make muscles with other arm.
- **And win battles with mean people.** Pump fists in the air and shout, "We won!"

That's what the Israelites wanted. But God knew what they really *needed*. God knows what we need, too. *(Trust God!)* God wanted to give the Israelites a king who would help them love God more. Have everyone make a heart with their hands and look up.

God told a man named Samuel to find a king. Samuel loved God and helped lead God's people. But Samuel was getting older, and one day he wouldn't be able to lead. God would show Samuel the king Israel needed. Have everyone pretend to be Samuel and shield their eyes with their hands as if looking for something.

## Supplies

- Bibles
- "God Gives His People a King" Bible Story poster
- whiteboard or large sheet of paper and markers

We call helpers Crew Guides. If you lead a small class, you can be the Crew Guide. Simply gather kids in a cozy circle around you. If you have helpers, form smaller groups so each child can be known—and so kids can befriend your helpers, too!

Welcome a few responses. Be sure to summarize what kids say so everyone can hear.




**Meanwhile, a man named Kish was looking for something else. He had lost his donkeys! What noise does a donkey make?** Make donkey noises with the kids.

**So Kish sent his son Saul to find them. Saul was very handsome, and he was tall, too! Saul obeyed his dad and went to look for the donkeys.**


- Make donkey noises.
- Have everyone pretend to be donkeys and hide around the room.
- Pretend to be Saul, and say, **“Ready or not, here I come!”**
- Look around the room, but don’t find the “donkeys” yet.

**Saul looked and looked, but he couldn’t find the donkeys anywhere. His friend who was helping him look had an idea! Let’s read what it was.**

 Read aloud 1 Samuel 9:6.

**Samuel was the man of God that Saul’s friend was talking about. Saul and Samuel would meet! As Saul walked toward Samuel, God told Samuel, “That’s the man I told you about! He will rule my people.”**


**Saul asked to meet the man of God, and Samuel said, “That’s me!” Samuel had news to tell Saul. Let’s read what Samuel told him.**

 Read aloud 1 Samuel 9:20.

- Have the donkeys do a “heehaw” cheer to celebrate finding a king.
- Have donkeys return to sit with Connect Crews again.


**Saul was surprised!** Have everyone make a surprised face. **He was the king Israel hoped for? But God wasn’t surprised. God knew that Saul was the king his people needed. And God knows what we need, too. (Trust God!)**

**Samuel invited Saul to eat with him as his guest of honor.** Have everyone pretend to eat a meal. **The next day, Samuel gave Saul some important directions to get him ready to be king. Listen to this.**


 Read aloud 1 Samuel 10:1.

Show the Bible Story poster. **God picked Saul to be king. Samuel told Saul everything that would happen and where Saul should meet Samuel for a special king party with all God’s people.**

**As Saul walked way, something special happened. Let’s read what it was.**

 Read aloud 1 Samuel 10:9.

**God gave Saul a new heart! God knew Saul would need help being king, and God changed his heart so he’d be ready. God knows what we need, too! (Trust God!) God sees our hearts, and he loves us so much!**



Everything happened as Samuel said, and when the time was right, Samuel listened to God and made Saul king. Let's pretend that you all are Saul getting ready to become a king. Do what I do!

- Stand up tall.
- Pretend to put a crown on your head.
- Look around and wave at all the imaginary people who have gathered to watch you become king.
- Make a heart with your hands and hold it heavenward.

God's people wanted a strong, brave, winning king. And God knew that they really needed a king whose heart loved God.

**God knows what we need.** *(Trust God!)* God knows that we need a heart that loves him, too. Guess what! When our hearts love God, we're good leaders right now! We're kind and helpful, we care about people, and we treat people nicely. You may not be a king or queen, but you can be good friends who love God and love others. Do this with me!

- Stand tall like a king and say **"God knows what we need."** *(Trust God!)*

Now's a great time for Apply-It Options. Choose one or more that fit your time frame to support today's Bible discoveries before the closing Goodbye Circle.

# Apply-It Options

Choose one—or all—of these activities to support kids' learning after Bible Discovery.

## Game

**Supplies:** Music CD, media player, paper crown (optional)

Have a dance party! Play Music CD tracks 5-7. Choose one child to be the "king" and create dance moves that everyone will follow for about 30 seconds. Then choose a new king to lead!


**I picked a "king" to lead our dance like God helped Samuel pick a king to lead his people. God knows what we need. (Trust God!) God changed Saul's heart and made him the king his people needed.**



## Food-n-Friendship


**Supplies:** snack, napkins, hand cleanser, Music CD, media player

- Give a napkin to a friend and say, **"God knows what we need."** (Trust God!)



- Eat snack together.
- When we pray, we talk with God. Who has something we can talk with God about?
- Pray together.

**God knows what we need. (Trust God!) And it looks like we need to clean up our snack! Let's do that together.**




## Coloring Creation

**Supplies:** "God Gives His People a King" Coloring Creation pages (1 per child), crayons, glue sticks, glitter, Music CD, media player

**God knows what we need. (Trust God!) He helped Samuel find King Saul.**

- Review the story as you look at the picture.
- Color the picture.
- Glue glitter onto the crown.
- Play music as kids create.





# Goodbye Circle

It's almost time to say goodbye! Let's sing our goodbye song as we join hands and make one big circle!


 "Goodbye, My Friends" (Music CD track 4)

**God knows what we need.** (*Trust God!*) The Israelites wanted a king, and God gave them one. But God also knew they *really* needed a close friendship with him. That's why, later on in the Bible, God sent King Jesus. Jesus helps us be forever friends with God.


- Show the Bible Memory Buddy poster, and remind kids that Amanda helps us remember **God knows what we need.** (*Trust God!*)
- Invite Crew Guides to give each child an Amanda sticker to wear or take home. Crew Guides stand in front of each child, bow, then give a sticker and say, "[Child's name], **God knows what you need.**"

 "Pray About Everything" (Philippians 4:6-7)  
Music CD track 6)

- Do Bible Memory Verse motions and move to the music!




Saying each child's name in a loving way helps kids simply experience God's love through you!



## Supplies

- Music CD
  - "Goodbye, My Friends"
  - "Pray About Everything" (Philippians 4:6-7)
- media player
- Amanda Bible Memory Buddy stickers (1 per child)





“Don't worry about anything; instead, pray about everything. Tell God what you need, and thank him for all he has done.”

(Philippians 4:6)

# Amanda



God Gives His People a King

# GOD KNOWS WHAT WE NEED.

1 Samuel 8-10:25



# God Gives His People a King

Road to a King  
1 Samuel 8-10:25

**Bible Point**


**God knows what we need...even when we try to solve our own problems.**

**Purpose**

Perhaps you've been cautioned, "Be careful what you wish for." Sometimes what we *want* isn't best. Centuries ago, God admonished his people with a similar warning when they begged for an earthly king.

Under God's leadership, the Israelites defeated the mighty Philistines. Still they pleaded for a king. Despite God's description of the sacrifices a king would demand, the Israelites begged to be like other nations. In mercy, God gave them King Saul. It would be many years before the Israelites discovered the wisdom of God's warning.

Kids know what it's like to beg for something: a puppy, more friends, or a new toy. Their requests may seem reasonable, much like the Israelites'. Yet God calls us to trust *his* provision and timing, rather than take matters into our own hands. Remind kids of God's wise plans, and encourage them to trust that he knows *exactly* what we need.



**Prayer**

Loving God, thank you that *your* plans and provision are perfect—for me and for the kids I lead. Forgive us when we grow impatient and try to make things happen on our own. Help us rely on you and trust that you know our needs. In Jesus' name, amen.

**Prep**



Opening Options	Sing & Play	Bible Discovery & Friendship Finale	Apply-It Options
<input type="checkbox"/> Option Cards* <input type="checkbox"/> <i>Dough-lightful Crowns</i> : play dough, pencils <input type="checkbox"/> <i>Multiplying Filter Pictures</i> : coffee filters, washable markers, small cups, water	<input type="checkbox"/> countdown video* <input type="checkbox"/> <i>Music Video DVD</i> * <input type="checkbox"/> <i>Buddy Video DVD</i> * <input type="checkbox"/> Amanda Bible Memory Buddy poster* <input type="checkbox"/> media player <input type="checkbox"/> Bible (bookmark Philippians 4:6)	<input type="checkbox"/> "God Gives His People a King" Bible Story poster* <input type="checkbox"/> Amanda Bible Memory Buddy stickers* (1 per child) <input type="checkbox"/> Take-It-Home Flyers* (Unit 2, Week 4) (1 per child) <input type="checkbox"/> Bible (bookmark 1 Samuel 8:7, 9, 10-14; 9:6,16, 21; 10:18-19)	<input type="checkbox"/> <i>Explore More</i> : Bibles, sticky notes, pens or pencils, large sheet of paper or a whiteboard <input type="checkbox"/> <i>Game</i> : small classroom item

\* in your *Simply Loved Kit*



# Opening Options

Set up one—or both—of these intro activities to start your time together. Each activity connects kids to the Bible Point and to each other. Cut apart these Option Cards, and place one by each activity you choose. Crew Guides will follow the directions and build friendships with kids as they make discoveries together!



## Dough-lightful Crowns

**Supplies:** play dough, pencils

Sculpt crowns or other royal jewelry. Use a pencil tip to draw decorations, or add play dough "gems" to the crown.

**?** If you were royalty, what would you want your crown to look like?

In today's Bible story, God's people asked for a king. God knew the kind of king they needed, and God knows what we need today. We can trust him to give us exactly what we need.

## Multiplying Filter Pictures

**Supplies:** coffee filters, washable markers, small cups, water

Drip water onto a coffee filter and pat the filter so it's wet but not soaked. Then fold it in half and draw things you need. Open up the filter to see your drawings multiply!

**?** Tell about a time you got more than what you needed.

God knows what we need. When we trust God, sometimes he'll give us more than we can ask or imagine. In our Bible story, the people wanted a king who'd judge them and win battles. God gave them that, plus he changed Saul's heart so their king would love God, too.

# Opening

Now's a great time for Opening Options. Choose one—or both—to introduce today's Bible discoveries.



countdown video (1 minute)

Help kids transition, clean up the activities, and sit with Connect Crews. A Connect Crew is a small group of kids with one Crew Guide.

# Sing & Play

Welcome, friends! It's so good to have you here with me today! Your smiling faces are good, your happy voices are good, and our friendship is good! Let's sing about all the good things God gives us!



"All That Is Good" music video

## Bible Point

Today we'll explore something else that's good. Well, it's actually *great*! God knows what we need. Every time you hear the words "God knows what we need," point up with both hands (demonstrate) and say, "Trust God!" Let's try that together.

- Point up and say, "Trust God!"
- Repeat several times.

Repetition cements learning, so be sure to say today's Bible Point A LOT. Have fun with it! Kids will love listening for it and responding with "Trust God!"


We can trust and follow God—no turning back! Let's celebrate with another song.



"I Have Decided to Follow Jesus" music video


## Supplies

- Bible
- media player
- *Music Video DVD*
  - "All That Is Good" music video
  - "I Have Decided to Follow Jesus" music video
  - "Good Good Father" music video
- *Buddy Video DVD*
  - Amanda Bible Memory Buddy video (Week 4)
- Amanda Bible Memory Buddy poster



## Bible Memory Buddy & Verse

Amanda is our Bible Memory Buddy! Show the Bible Memory Buddy poster. She's a *red* panda—a color you don't always think of when you think of a panda. How much do you know about red pandas? Let's find out with a This-or-That Challenge! You'll hear two fun facts about red pandas. It's up to you to decide which is true—this fact or that!



### 🔍 Do red pandas have real thumbs or false thumbs?

- Have everyone wiggle their thumbs to vote for *this* (real thumbs) or their pinkies to vote for *that* (false thumbs).
- Make a drumroll sound by patting your thighs or the floor.
- Dramatically give the answer: **God gave red pandas *false* thumbs! Let's find out what those are and what they look like!**
- Watch the Bible Memory Buddy video.

### 📺 Amanda Bible Memory Buddy video (Week 4)

📖 Show the Bible. **The Bible is God's true story of love! Every part of the Bible is there for a reason, showing us God's loving plan for us. Let's say this verse together. I'll say a line, and then you repeat it after me.**

**"Don't worry about anything; (touch temples and shake head "no") instead, pray about everything. (press palms together) Tell God what you need, (point up) and thank him for all he has done." (touch chin, then extend hand out)**  
(Philippians 4:6)

**God knows what we need. (Trust God!) We can trust God because he's like a good, good father who takes care of us.**

### 🎵 "Good Good Father" music video



# Bible Discovery

## Circle Up & Connect

Let's circle up and spend a little time simply getting to know each other in smaller groups called Connect Crews.

- Arrange kids into Connect Crews with one helper—or Crew Guide—per group.
- Invite kids to sit in knee-to-knee circles with their Connect Crews.
- Kids give their Crew Guides fist bumps.
- Kids take turns saying their names and answering this question. Crew Guides go first.
- 🗣️ **What's a gift you *wouldn't* want to give someone?**

## The Heart of the Matter

We don't want to give people things they don't need, especially if they're not good for them. Well, in today's Bible story, we'll hear about something God's people asked for—something *God* knew they didn't need right then. *God* knows what we really need. (*Trust God!*) Let's talk about this in Connect Crews.

- 🗣️ **Tell about something you asked your parents for but never got. What reasons did your parents give?** Invite Crew Guides to share first.
- Give Connect Crews several minutes to discuss.


**We all have things we really want. We may even think we *need* them! Let's see if you can convince us that you need something.**

- Form two groups.
- Group 1 will have one minute to try convincing Group 2 that they (Group 1) *need* a new puppy.
- After listening to their arguments, Group 2 will respond with reasons it might not be good for members of Group 1 to have a puppy.
- Then groups will switch roles. This time, Group 2 will have one minute to convince Group 1 that they (Group 2) need a trip to a fast-food restaurant after church.
- Group 1 will reply with reasons fast food may not be a good idea.
- 🗣️ **How does it feel when someone says no to something you think you need?** Invite responses from the whole group.

## Supplies

- Bible
- "God Gives His People a King" Bible Story poster

We call helpers Crew Guides. If you lead a small class, you can be the Crew Guide. Simply circle up with the kids. If you have helpers, form smaller groups so each child can be known—and so kids can befriend your helpers, too!



A puppy and fast food both seem like good things! But I wonder...

- 🗣️ Let's brainstorm any negative or harmful things that could happen from receiving either of the things we asked for. Invite responses from the whole group.

God knows what we need. (*Trust God!*) Sometimes we think we know best, so we try to get something that may be a bad idea. Let's see how God responded when his people asked for something he knew they *didn't* need.

## Experience the Bible Story

The Israelites were God's chosen people. He'd freed them from slavery under Pharaoh and led them to be their own nation. But, unlike other nations, they didn't have a king. Instead God gave them the prophet Samuel, who told them God's plans, and judges who led them.

But the people didn't like that. They wanted to be like other nations who had a king. You be the Israelites and chant, "We want a king!" Lead kids in chanting "We want a king!" a few times.

Samuel asked God what to do. Listen to what God said.



Read aloud 1 Samuel 8:7, 9.

So Samuel warned them like God said to do. After each warning, you Israelites chant one time, "We want a king!"



Read aloud 1 Samuel 8:10-14, pausing after each verse and letting kids chant.

Let's talk about this in Connect Crews.

- 🗣️ Why do you think God didn't want the Israelites to have a king?
- 🗣️ Why was God a better leader than a human king? Invite responses from the entire group.

The people *still* thought they needed a king, so God said, "I hear you. I'll give you a king." He gave Samuel this message.




Read aloud 1 Samuel 9:16. Help me act out how God's message came true!

There was a young Israelite named Saul—he was handsome, tall, and rich. Choose a child to be Saul. One day, Saul's father's donkeys all ran away. So Saul took his servant and they went to find the donkeys. Let's search!

Have "Saul" lead kids around the room, searching for donkeys. Kids can try to act like donkeys to draw them out of hiding, bray like donkeys, or call "Here, donkey, donkey, donkey!"

As you invite responses from the whole group, be sure to repeat back what's said to confirm you understand and so everyone in the room can hear.



**They searched everywhere, but no donkeys! Finally, the servant had a bright idea.**



Read aloud 1 Samuel 9:6.

**Saul thought that sounded good.** Have Saul give a thumbs-up. **So they climbed a hill to Samuel's town. Just then, Samuel was coming out to worship God. God said, "That's the guy!"** Let everyone point to Saul and give him high-fives, fist bumps, elbow bumps, and applause. **Saul was pretty surprised—and humble.**



Read aloud 1 Samuel 9:21.

🗣️ **Why would it be good for a king to be humble?** Invite responses from the entire group.

Show the Bible Story poster.

**Then Samuel invited Saul to a big feast. After eating, Saul and his servant spent the night at Samuel's house.** Let kids lie down and pretend to sleep. **Early the next morning, Saul sent his servant on ahead of him to keep looking for those donkeys.**

**Samuel did something even more surprising to Saul: He poured some special oil on Saul's head as a sign that Saul was blessed.** Pretend to put oil on Saul's head. Then whisper to Saul to go crouch down and "hide" somewhere in the room.

**Then Samuel gathered all the people of Israel. Remember what they'd been chanting last time they saw Samuel?** Lead kids in chanting "We want a king!" several times. **God had another message for his people.**



Read aloud 1 Samuel 10:18-19.

**God knows what we need.** (*Trust God!*) **The people needed God's leadership, not an earthly king. But they wanted to be in charge, so God said, "Okay, here you go, but be careful what you wish for!"**

**Then Samuel said, "Here's your new king: Saul!"** Point to where Saul was standing. **But Saul wasn't around. He was hiding! People finally pulled him out of hiding.** Have kids pull Saul from the hiding spot. **Samuel presented Saul to the Israelites as their new king.**

Lead everyone in chanting "Long live the king!" several times and cheering for Saul.

**Let's talk about this in our Connect Crews.**

- ② **Why do you think God gave the people a king even though he knew better?**
- ② **What bad things can happen when we try to solve our problems ourselves?**

**God knows what we need** (*Trust God!*) **even when we try to solve our problems ourselves. God would show his people that *his* way was best. How? By giving them what they wanted but ultimately didn't need.**

**You and I can trust God's plans and God's ways. We can trust God to give us exactly what we need!**

Now's a great time for Apply-It Options. Choose one—or both—of the following reinforcement activities to support today's Bible discoveries before the Friendship Finale.



# Apply-It Options

Choose one—or both—of these activities to support kids' learning after Bible Discovery.

## Explore More

**Supplies:** Bibles, sticky notes, pens or pencils, large sheet of paper or a whiteboard

**Sometimes we worry about *not* having things we need. So we take matters into our own hands.**

- Hand out 10 sticky notes to each child, and have kids write something they need on each note. Then have kids place a sticky note on each finger.
- While kids are writing, draw a giant hand on the sheet of paper or whiteboard.

🔗 **How easily could you play with your friends like this? play a video game? pet your dog?**



Set sticky notes aside if needed, then distribute Bibles and help kids find and read 1 Peter 5:7 together.

🔗 **How could this verse help you when you're worried about having what you need?**

**God knows what we need. (*Trust God!*) He cares for you and wants you to give those needs and worries to him, not try to take things into your own hands.** Lead kids in putting their sticky notes on the giant hand you drew. Each time kids add a note, have them say "God, you know what I need."



## Game

**Supplies:** small classroom item

**Saul and his servant went looking for the missing donkeys. Let's play a game where *you'll* look for something.**

- Sit on the floor in a circle.
- Choose one person to close his or her eyes.
- Hide a small classroom item.
- Invite the person with closed eyes (the Seeker) to open his or her eyes.
- The rest of the class will clap to guide the Seeker to find the item—louder and faster claps mean "You're close!" but slower and softer claps mean "You're farther away."
- Play several rounds.

🔗 **How would the game have been different if the Seekers just looked on their own?**

🔗 **How does this remind you of the way God gives us what we need?**

**God knows what we need. (*Trust God!*) We can trust God and his directions for our lives.**




## Supplies

- Amanda Bible Memory Buddy stickers (1 per child)
- Take-It-Home Flyers (Unit 2, Week 4) (1 per child)

# Friendship Finale

Have kids sit in knee-to-knee circles with their Connect Crews



**Amanda, our Bible Memory Buddy, can help us remember God gives us what we need. (Trust God!) You'll each receive an Amanda sticker to help you remember to trust God for all you need this week. You can wear it now or take it home with you.**

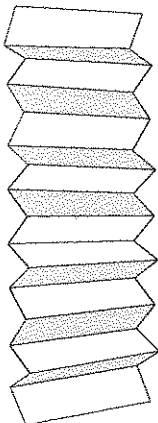

- Hold your hand above your eyes as if searching.
- Stop your "search" on a Crew Guide, and point to him or her. Say the Crew Guide's name along with the Bible Point. Have him or her respond by saying, "I'll trust God!"
- Crew Guides will "search" for a child, then say, "[Child's name], **God gives you what you need.**" Kids will respond by saying, "I'll trust God!"
- Crew Guides give thumbs-up when everyone has received a sticker.

Saying each child's name in a loving way helps kids simply experience Jesus' love through you!

**God knew that *he* was really the best leader for the Israelites. But they struggled to trust God. Many years later, God revealed his best leader of all—King Jesus! Jesus came to be king of our hearts and lives, not the ruler of a nation.**

**Listen while I read something about our king, Jesus. As I do, close your eyes and point up with both hands—like you're pointing to Jesus and not yourself. Ready? Here we go.**

- Read the first section of the Unit 2, Week 4 Take-It-Home Flyer.
- **Now I'll give you one of these flyers to help you talk about Jesus' love in your Connect Crews and at home, too. Think of this as a practice time for talking about Jesus with your family at home.**
- Distribute Take-It-Home Flyers to Crew Guides, and have them share about their own friendship with Jesus as they discuss the "Talk Starter" question and then invite kids to share.
- Kids share prayer requests—things they'd like to tell Jesus—in their Connect Crews.
- Connect Crews pray together.
- Crew Guides distribute Take-It-Home Flyers and follow the directions to help kids fold the paper to "fly" home. ○



## God Gives His People a King (1 Samuel 8-10:25)

**"Don't worry about anything;  
instead, pray about everything.  
Tell God what you need, and  
thank him for all he has done."  
(Philippians 4:6)**

### God knows what we need...even when we try to solve our own problems.

"I can do it myself."

There was a time you proudly said that about zipping up your own coat or picking out your shirt.

You were proud of yourself. Proud of growing up. Proud to not need help anymore.

But there are some things you *can't* do by yourself. Things you shouldn't do alone, really. And the idea that if you try hard enough or long enough, you can solve your own problems and fix what's broken in your life...well, that's not always true.

Jesus never intended for you to do life alone. He made you for a friendship with him.

It's great you can do some things by yourself. But invite Jesus into those places in your life where you could use a hand. He knows what problems you face. And he knows how to help.

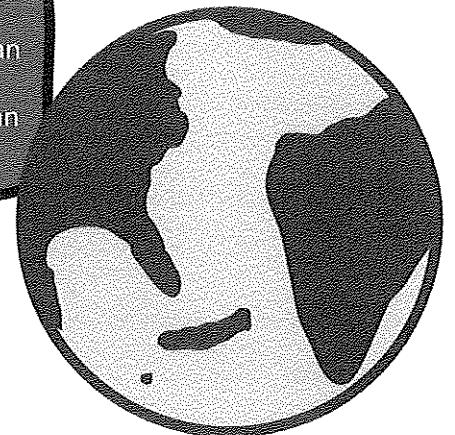
Even when you *can* do it yourself, it's better with Jesus by your side.

#### Talk Starter

**Tell about a problem you  
tried to fix on your own.  
What happened?**

#### Try This @ Home

Think of a problem in the world. Circle up with everyone you live with, and brainstorm ways you can help. Then talk with God about it, because he's the only one who can truly fix the problem!



#### Explore More @ Home

God knows what you need, and he's there to help.  
See Hebrews 4:16 and Psalm 46:1.



# Take home this page to create a strong bridge!

Fold this page accordion-style as shown



...and when you get home, prop it like a bridge between two stacks of books. Put different things on it to see how much weight it can hold! The folds make the paper able to do so much more...like God does for us!

## Here's how:

