

# God Answers Hannah's Prayer

Road to a King

1 Samuel 1:1-2:11


Bible Point

**God knows what we need.**

## Purpose

Who do you go to when *you* need something? When your heart's longing is unfulfilled? When you're feeling sad, desperate, and needy? Hannah went to God. More than anything, Hannah wanted a child. Over and over, she prayed and asked God to give her what she wanted—and needed most.

Your little friends know what it feels like to really want something and not get it right away. And they can certainly relate to Hannah's tears. Through this lesson, reassure them that God is there to help. He knows our wants and our needs and will always hear our prayers and answer them in his perfect way.



## Prayer

Dear God, thank you for always knowing what I want and what I need. I know I need you, Holy Spirit, as I guide the children in my care today. I trust that your presence will be with us. Thank you. In Jesus' name, amen.

## Prep



Opening Options	Sing & Play	Bible Discovery & Goodbye Circle	Apply-It Options
<ul style="list-style-type: none"> <li><input type="checkbox"/> Option Cards*</li> <li><input type="checkbox"/> <i>Foam-Shape Churches</i>: foam shapes in various sizes and colors</li> <li><input type="checkbox"/> <i>Create-a-Face</i>: cups, cotton balls, craft sticks</li> </ul>	<ul style="list-style-type: none"> <li><input type="checkbox"/> <i>Music CD</i>*</li> <li><input type="checkbox"/> <i>Music Video DVD</i>*</li> <li><input type="checkbox"/> <i>Buddy Video DVD</i>*</li> <li><input type="checkbox"/> Amanda Bible Memory Buddy poster*</li> <li><input type="checkbox"/> media player</li> <li><input type="checkbox"/> Bible (bookmark Philippians 4:6)</li> </ul>	<ul style="list-style-type: none"> <li><input type="checkbox"/> "God Answers Hannah's Prayer" Bible Story poster*</li> <li><input type="checkbox"/> <i>Music CD</i>*</li> <li><input type="checkbox"/> Amanda Bible Memory Buddy stickers* (1 per child)</li> <li><input type="checkbox"/> media player</li> <li><input type="checkbox"/> Bible (bookmark 1 Samuel 1:8, 10-11, 17-18)</li> <li><input type="checkbox"/> baby dolls (1 per Crew)</li> </ul>	<ul style="list-style-type: none"> <li><input type="checkbox"/> <i>Game</i>: no supplies</li> <li><input type="checkbox"/> <i>Food-n-Friendship</i>: snack, napkins, hand cleanser, <i>Music CD</i>*, media player</li> <li><input type="checkbox"/> <i>Coloring Creation</i>: "God Answers Hannah's Prayer" Coloring Creation pages* (1 per child), crayons, washable markers, wet wipes, <i>Music CD</i>*, media player</li> </ul>

\* in your *Simply Loved Kit*



# Opening Options

Set up one—or both—of these intro activities to start your time together. Each activity connects kids to the Bible Point and to each other. Cut apart these Option Cards, and place one by each activity you choose. Crew Guides will follow the directions and build friendships with kids as they make discoveries together!



## Foam-Shape Churches

**Supplies:** foam shapes in various sizes and colors

Create shapes that look like church buildings.

**?** What do you like about our church?

In our Bible story today, a woman named Hannah went to church to ask God for something important because God knows what we need.

## Create-a-Face

**Supplies:** cups, cotton balls, craft sticks


Use the cups, cotton balls, and craft sticks to make happy faces and sad faces.

**?** What makes you sad? What makes you happy?

In our Bible story today, a woman named Hannah was very sad. She talked to God about it because God knows what we need. After that, Hannah felt happy and thankful!

# Opening

Now's a great time for Opening Options. Choose one—or both—to introduce today's Bible discoveries.



 "The Cleanup Song" (Music CD track 1)

Help kids transition by cleaning up before sitting with their Connect Crews. A Connect Crew is a smaller group of kids with one Crew Guide.

## Sing & Play

### Welcome

Hello, friends! I'm so glad you're here today. Let's sing our welcome song.

 "Hello, My Friends" (Music CD track 2)

Let's say hello to our Crew Guides. They're our go-to friends who are here to have fun and learn along with us.

- Kids give their Crew Guides two thumbs-up.

### Bible Point

Today's Bible Point tells us **God knows what we need. Every time you hear the words "God know what we need," point up with both hands** (demonstrate) and say, "Trust God!" Let's try that together.

**When we trust God, we believe that God will take care of us, no matter what. Do what I do!**

**When we're worried, (look from side to side)**

**God knows what we need. (Trust God!)**

**When we're afraid, (hug self)**

**God knows what we need. (Trust God!)**

**When we're sad, (pretend to cry)**

**God knows what we need. (Trust God!)**

**When we're happy, (raise hands in joy)**

**God knows what we need. (Trust God!)**

**God knows what we need. (Trust God!)**

Repeat several times.

Repetition cements learning, so be sure to say today's Bible Point A LOT. Have fun with it! Kids will love listening for it and responding with "Trust God!"



Trust God!


### Supplies

- Bible
- Music CD
  - "Hello, My Friends"
- Music Video DVD
  - "Leaning on the Everlasting Arms" music video
  - "Good Good Father" music video
- Buddy Video DVD
  - Amanda Bible Memory Buddy video (Week 2)
- media player
- Amanda Bible Memory Buddy poster

Let's thank God for taking care of us and sing a song!



"Leaning on the Everlasting Arms" music video



## Bible Memory Buddy & Verse

It's time to talk to our friend Buzzly Bee. Buzzly helps us *bee* close friends with God. Let's call for Buzzly. Do what I do!

- Flap hands quickly like a bee.
- Make buzzing sounds.



Amanda Bible Memory Buddy video (Week 2)

Our friend Amanda the red panda reminds us that God knows what we need. *(Trust God!)*

- Show the Bible Memory Buddy poster.
- **Red pandas like Amanda eat bamboo leaves for snacks. What do you like to eat for a snack?**
- Invite responses from the whole group.
- **God gives red pandas and people yummy snacks because God knows what we need. *(Trust God!)***




Show the Bible. **The Bible is God's true story of love! Our Bible Memory Verse comes from the Bible. Let's say it together. I'll say a line, and then you repeat after me.**

**"Don't worry about anything; instead, pray about everything. Tell God what you need, and thank him for all he has done."** *(touch temples and shake head "no")*  
**instead, pray about everything.** *(press palms together)*  
**Tell God what you need,** *(point up)*  
**and thank him for all he has done."** *(touch chin, then extend hand out)*  
*(Philippians 4:6)*

**God already knows what we need, even before we tell him. God loves us so much! Because God is like a good father, God knows what we need.**  
*(Trust God!)*



"Good Good Father" music video



# Bible Discovery

**God knows what we need.** (*Trust God!*) Hold up a Bible. **Today our Bible story is about a woman named Hannah. Hannah really wanted something. She wanted it so badly, and she talked with God about it.**

- Have everyone get comfy and sit in knee-to-knee circles with Connect Crews.
- **What's something you really want?** Invite Crew Guides to share first.
- Crew Guides give thumbs-up when everyone has shared.

**We really want different things. And Hannah? Well, she really wanted a baby. Let's imagine we're caring for a baby. Do what I do!**

- Pretend to hold a baby.
- Make cooing baby noises.
- Make crying baby noises.
- Pretend the baby is sleeping and whisper, **"God knows what we need."** (*Trust God!*)

**Hannah and her husband, Elkanah** (el-KAY-nuh), loved God. **And every year they made a special trip to worship God at the Tabernacle. The Tabernacle was kind of like our church building—but it was more of a tent. Let's pretend to go on a trip to the Tabernacle. Follow me!**

- Lead everyone around the room, then sit down in a new place.
- **Look around! Wow! What a beautiful church!**

**Remember, Hannah really wanted a baby. So when she went to the church, Hannah would ask God to give her a child. She went year after year. And Hannah asked God for a baby over and over.**

- Have everyone clasp hands together and say, "Please, God?" several times.

**But still, Hannah had no baby. Hannah's husband felt sad for her. And worse, another woman who *did* have children teased and made fun of Hannah. That's not nice at all. It may have hurt Hannah's feelings. Do you know what that's like? Without using words, show me how you feel when someone teases you.** Pause while kids respond.

**You may feel sad or mad or hurt. It's no fun to be teased. Things seemed hopeless for Hannah. But remember, God knows what we need.** (*Trust God!*) **Still, Hannah felt very sad. She cried and cried. When people are sad, we want to help and comfort them. Let's pretend to comfort Hannah.**

- Have everyone give nearby friends a comforting pat on the shoulder.

**Hannah's husband, Elkanah, wanted to comfort Hannah. He was worried about her.** Have everyone make a worried face. **Let's read what he said to Hannah.**

## Supplies

- Bible
- "God Answers Hannah's Prayer" Bible Story poster
- baby dolls (1 per Crew)

We call helpers Crew Guides. If you lead a small class, you can be the Crew Guide. Simply gather kids in a cozy circle around you. If you have helpers, form smaller groups so each child can be known—and so kids can befriend your helpers, too!



Read the verses from the Bible.

You're showing kids that God's Word is special. And don't worry, we've kept the verses short for young attention spans.



Read aloud 1 Samuel 1:8.

**Hannah *did* have a husband. But she really wanted to have a baby and be a mom, too. She went back to the church and prayed to God again.**

- Have everyone clasp hands together and say, "Please, God?" several times.

**Let's read what Hannah prayed.**



Read aloud 1 Samuel 1:10-11.

**Hannah promised God that if he would give her a child, she would give the child to God when he or she was old enough. Her child would know God and work for God at the church.**

**A priest named Eli worked for God at the church. He saw Hannah praying. Eli thought Hannah was acting strangely, so he went to talk with Hannah. Hannah told him about her sadness and her prayers. Eli listened to Hannah and said something that made her happy. Let's read what Eli said.**



Read aloud 1 Samuel 1:17-18.

**Eli wanted God to answer Hannah's prayer. After hearing Eli's message, Hannah trusted God. Let's imagine we are Hannah. Do this with me.**

- **Hannah took a deep breath.** Take a very deep breath.
- **She stood up.** Stand up.
- **She went home.** Have Connect Crews walk back to the place they started from.
- **She ate something.** Pretend to eat.
- **She didn't feel as sad anymore.** Look happy and surprised.


**God knew what Hannah needed, and Hannah trusted God. And guess what! Soon Hannah found out she was going to have a baby boy!**

- Jump up and down and squeal with delight.
- Clasp hands together and say, "Thank you, God!" several times.

**As she held her baby, Hannah's sad heart wasn't sad anymore. It must have been so happy! Hannah named the baby Samuel. God had heard Hannah's prayer and said yes! God hears our prayers, too. God knows what we need. (Trust God!) A baby made Hannah happy. God knows what makes us happy, too! Let's talk in our Connect Crews.**

- Have everyone sit in circles with Connect Crews.
- **What makes you happy?** Hold a baby doll and share your answer.
- Have Crew Guides each show a baby doll and invite children to take turns holding it and sharing their happy things.
- Crew Guides give thumbs-up when everyone has shared.





Show the Bible Story poster, pointing out the Tabernacle. **When baby Samuel got older, Hannah took him back to the Tabernacle church. There, Samuel met Eli, the priest. Samuel worked with Eli at the church. Samuel loved and followed God, and he helped other people love and follow God, too.**

**Hannah and Eli praised God together, and Hannah's heart was very happy. Let's praise God, too! Do what I do!**

- Stand up, raise arms, and say, "Yay, God!"
- Say **"God knows what we need."** (*Trust God!*)

**Hannah prayed and asked God for something she really wanted. God heard her prayer but didn't give Hannah what she wanted right away. She had to wait. Let's talk in our Crews one more time.**

- 🔗 **When have you had to wait for God to answer your prayer?** Share a brief story from your own life first, then have Crew Guides begin Crew conversations.

**God knows what we need.** (*Trust God!*) **We can pray and talk with God about our feelings and the things we want. God will always hear us, and he'll take good care of us. Let's pray and talk with God now.**

**Dear God, when we're sad, you know what we need. And when we're happy, you know what we need. Thank you. Please help us trust you. In Jesus' name, amen.**

Now's a great time for Apply-It Options. Choose one or more that fit your time frame to support today's Bible discoveries before the closing Goodbye Circle.

# Apply-It Options


Choose one—or all—of these activities to support kids' learning after Bible Discovery.

## Game

Play this version of Follow the Leader—with feelings.

- Have children line up behind you.
- Say, "I'm the leader, and I feel...happy." Then walk around the room making happy gestures and expressions for children to mimic. Change emotions a few times.
- Invite children to take turns leading.

**We all have feelings. In our Bible story, Hannah felt very sad, and then she felt very happy. God helped her because God knows what we need. (Trust God!) No matter how we feel, we can trust God. God will never stop loving us and helping us.**



## Food-n-Friendship

**Supplies:** snack, napkins, hand cleanser, *Music CD*, media player

- Give a napkin to a friend and say, "God knows what we need." (*Trust God!*)

 "God, You Are So Good"  
(*Music CD track 3*)

- Eat snack together.
- ② **When we pray, we talk with God. Who has something we can talk with God about?**
- Pray together.

**In our Bible story, God heard Hannah's prayer. God hears our prayers, too. God knows what we need. (Trust God!) Clean up snack together.**




## Coloring Creation

**Supplies:** "God Answers Hannah's Prayer" Coloring Creation pages (1 per child), crayons, washable markers, wet wipes, *Music CD*, media player

**In our Bible story, Hannah wanted a baby more than anything. She had to wait a while, but God knew what Hannah needed, and God gave Hannah a baby boy. God knows what we need, too. (Trust God!)**

- Color the picture.
- Use washable markers to color children's fingertips. Help kids each press a fingertip on the paper above Hannah's and Samuel's head to create a heart shape.
- Clean fingers with wet wipes.
- Play music as kids create.

 "Pray About Everything"  
(*Philippians 4:6-7*)  
(*Music CD track 6*)





# Goodbye Circle

It's almost time to say goodbye! Let's sing our goodbye song as we join hands and make one big circle!

 "Goodbye, My Friends" (Music CD track 4)


**God knows what we need. (Trust God!) He knows we need families and friends. He knows we need food and churches to go to. And God knows we need Jesus! Jesus, our forever friend, came to earth as a baby, too! Baby Jesus was extra special because he is God's Son. Jesus loves all people so much, including each one of you!**

**God knows what we need. (Trust God!) That reminds me of how our friend Amanda doesn't have thumbs, but God gave her a unique way to hold things anyway.**

- Show the Bible Memory Buddy poster, and remind kids that Amanda helps us remember **God knows what we need. (Trust God!)**
- Invite Crew Guides to give each child an Amanda sticker to wear or take home. Have children come forward and take the sticker from Crew Guides between their thumbs.
- As kids receive their stickers, Crew Guides say, "[Child's name], **God knows what you need.**"


 "Pray About Everything" (Philippians 4:6-7)  
Music CD track 6

- Do Bible Memory Verse motions and move to the music!



## Supplies

- Music CD
  - "Goodbye, My Friends"
  - "Pray About Everything" (Philippians 4:6-7)
- media player
- Amanda Bible Memory Buddy stickers (1 per child)




Saying each child's name in a loving way helps kids simply experience God's love through you!



God Answers Hannah's Prayer

GOD KNOWS WHAT WE NEED.

1 Samuel 1:1-2:11



“Don't worry about anything; instead, pray about everything. Tell God what you need, and thank him for all he has done.”

(Philippians 4:6)

# Amanda



# God Answers Hannah's Prayer



Bible Point

**God knows what we need...when we're hurting.**

## Purpose

There are times in life we all feel alone, unfulfilled, heartbroken, or unhappy. It's easy to slip into thinking that our plight is too heavy to bear. But as with Hannah, God is always there for us and always listening. He knows the pain in our hearts better than we do, and even when it seems there's no response to our suffering, God works and God is always good.

Elementary kids know pain, too. They suffer when friends move away, families break up, and pets and people die. This lesson is an important opportunity to share with children that in our darkest moments, God is listening to the prayers of our hearts. He always hears and he answers our prayers.



...you know the cries of my heart. Thank you for knowing what I need; thank you for always listening. Breathe hope and love into the hearts of these children today. In Jesus' name, amen.

## Prep


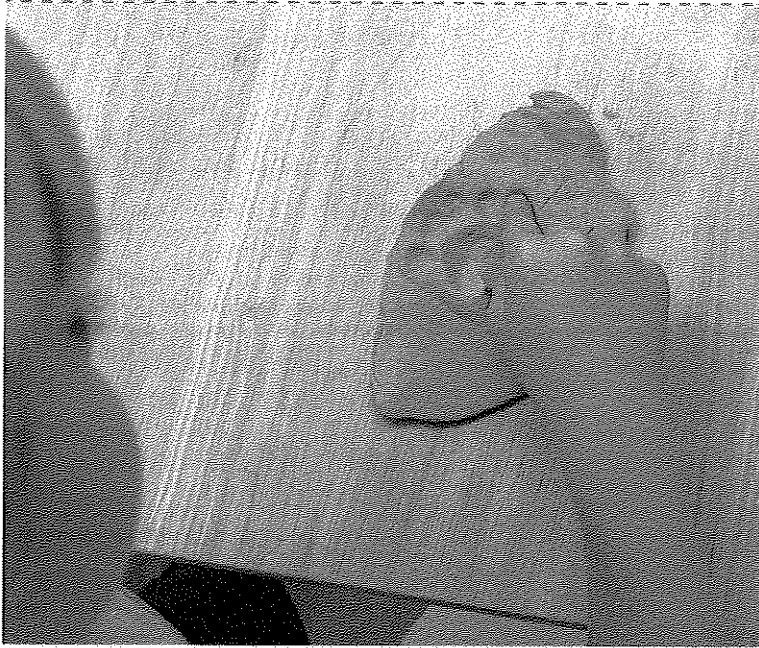
Opening Options	Sing & Play	Bible Discovery & Friendship Finale	Apply-It Options
<input type="checkbox"/> Option Cards* <input type="checkbox"/> <i>Play Dough Prints</i> : play dough, pencils <input type="checkbox"/> <i>Coffee Filter Hearts</i> : coffee filters, washable markers, small cups, water	<input type="checkbox"/> countdown video* <input type="checkbox"/> <i>Music Video</i> DVD* <input type="checkbox"/> <i>Buddy Video</i> DVD* <input type="checkbox"/> Amanda Bible Memory Buddy poster* <input type="checkbox"/> media player <input type="checkbox"/> Bible (bookmark Philippians 4:6)	<input type="checkbox"/> "God Answers Hannah's Prayer" Bible Story poster* <input type="checkbox"/> Amanda Bible Memory Buddy stickers* (1 per child) <input type="checkbox"/> Take-It-Home Flyers* (Unit 2, Week 2) (1 per child) <input type="checkbox"/> Bible (bookmark 1 Samuel 1:6-7, 10-11, 15-16, 26-28; 2:1-2) <input type="checkbox"/> tissues (1 per child) <input type="checkbox"/> pencils or pens	<input type="checkbox"/> <i>Explore More</i> : Bible, construction paper, pencils, glue sticks <input type="checkbox"/> <i>Game</i> : ball or small toy

\* in your **Simply Loved Kit**



# Opening Options

Set up one—or both—of these intro activities to start your time together. Each activity connects kids to the Bible Point and to each other. Cut apart these Option Cards, and place one by each activity you choose. Crew Guides will follow the directions and build friendships with kids as they make discoveries together!



## Play Dough Prints

**Supplies:** play dough, pencils

Make play dough baby prints. Use a pencil to roll out and flatten play dough. Then make a fist and gently press the pinky side into the dough to make a baby footprint. Add "toes" by pressing your fingertips into the dough above the footprint.

**?** What do you think is the best thing about being a baby?

In our Bible story today, a woman named Hannah really wanted a baby, but she couldn't have one. Hannah was so sad, and she talked with God about her needs. We can talk with God, too, because God knows what we need.

## Coffee Filter Hearts

**Supplies:** coffee filters, washable markers, small cups, water

Flatten a coffee filter, draw a large heart, and make marker dots inside the heart. Then dip your fingertips into the water and drip water onto the dots. Watch the colors move!

**?** Tell about a time someone cheered you up when you were sad.

When we're sad, we sometimes cry. But like the water drops created something beautiful, God knows what we need, and God can turn sad times into happy times. We can trust that God will work things out in beautiful ways.



# Opening

Now's a great time for Opening Options. Choose one—or both—to introduce today's Bible discoveries.



countdown video (1 minute)

Help kids transition, clean up the activities, and sit with Connect Crews. A Connect Crew is a small group of kids with one Crew Guide.

# Sing & Play

Hello, friends! It's so great to see you! Let's start off with a song!



"Leaning on the Everlasting Arms" music video

When we feel sad or all alone, we can lean on God because God loves us and knows just what we need.

## Bible Point

Today we'll discover that **God knows what we need. Every time you hear those words, point up with both hands (demonstrate) and say, "Trust God!" Let's try that together.**


- Point up and say, "Trust God!"
- Repeat several times.

Repetition cements learning, so be sure to say today's Bible Point A LOT. Have fun with it! Kids will love listening for it and responding with "Trust God!"

Sometimes we feel sad or lonely rather than happy. But there's good news! No matter how we're feeling, we can always talk to God about it. God will listen and help us. God is like a good Father, so when we're hurting, God knows what we need. *(Trust God!)* Let's celebrate our Father's love with a song.



"Good Good Father" music video



Trust God!


## Supplies

- Bible
- media player
- *Music Video* DVD
  - "Leaning on the Everlasting Arms" music video
  - "Good Good Father" music video
  - "All That Is Good" music video
- *Buddy Video* DVD
  - Amanda Bible Memory Buddy video (Week 2)
- Amanda Bible Memory Buddy poster


## Bible Memory Buddy & Verse

Amanda the red panda is our Bible Memory Buddy! Show the Bible Memory Buddy poster. Hmm. I wonder what you know about red pandas like Amanda. Let's find out with a This-or-That Challenge! You'll hear two fun facts about red pandas. It's up to you to decide which is true—this fact or that!

- 🗣️ **Red pandas eat a lot of bamboo. Can they eat up to 500 leaves a day or 20,000 leaves a day?**
  - Have everyone hold up both hands to vote for *this* (500) or both hands and both feet vote for *that* (20,000).
  - Make a drumroll sound by patting your thighs or the floor.
  - Dramatically give the answer: **Red pandas can eat up to 20,000 bamboo leaves in a day! That's a lot of munching! Let's find out more about Amanda.**
  - Watch the Bible Memory Buddy video.



 **Amanda Bible Memory Buddy video (Week 2)**

 **God knows we need to know more about him. That's why he's given us the Bible.** Show the Bible. **The Bible is God's true story of love! Each book in the Bible is made up of chapters and verses. Chapters are longer, and verses are usually around one sentence. Let's say the verse together. I'll say a line, and then you repeat it after me.**

**"Don't worry about anything;** *(touch temples and shake head "no")*  
**instead, pray about everything.** *(press palms together)*  
**Tell God what you need,** *(point up)*  
**and thank him for all he has done."** *(touch chin, then extend hand out)*  
(Philippians 4:6)

**When we're worried or hurting, God knows what we need.** *(Trust God!)* **Today we'll see how God can turn not-so-good situations into really good things. All that is good comes from God. Let's sing about that.**

 **"All That Is Good" music video**

# Bible Discovery

## Circle Up & Connect

Let's circle up and spend a little time simply getting to know each other in smaller groups called **Connect Crews**.

- Arrange kids into Connect Crews with one helper—or Crew Guide—per group.
  - Invite kids to sit in knee-to-knee circles with their Connect Crews.
  - Kids give their Crew Guides a thumbs-up.
  - Kids take turns saying their names and answering this question. Crew Guides go first.
- ❓ **If you were stuck on a desert island, which would you want more: a ball to play with or paper and pencils to draw with?**

## Experience the Bible Story

If you really were stuck on an island, you'd probably want more than a ball and drawing pad. You'd want other things, too. Today's Bible story is about a woman who really wanted—maybe even needed—something really badly. Let's dive in. I'm going to need your help to tell the story.

Distribute a tissue to each person, and tell everyone to watch and do what you do with the tissues throughout the story.

**Take special care of your tissue. You'll need it to tell our story. It starts off with a man named Elkanah (el-KAY-nuh), who had two wives: Hannah and Peninnah (puh-NIHN-uh). Yup. That's unusual today, but back then it was more normal. Peninnah had children, but Hannah did not.**

**Every year, Elkanah would travel to a special church, called the Tabernacle, where he and his family worshipped God. "Walk" tissues along on a "journey" to the center of Connect Crew circles. There were special traditions or rituals they did together at the Tabernacle to honor God.**

**They gave offerings to God and worshipped him. Make tissues "bow." Then Elkanah would share meat with his two wives. He gave more meat to Peninnah because she had children. He gave less to Hannah because she had no kids.**

**Elkanah loved Hannah and hoped she would have children someday. But it just never happened. Year after year, Hannah prayed and asked God for a child. Clasp tissues between hands as if praying earnestly.**

**But every year, Hannah went home and still didn't become a mom. Her heart hurt. "Journey" tissues back home. Year after year, Hannah grew more and more sad. Wipe away pretend tears with the tissues.**

## Supplies

- Bible
- "God Answers Hannah's Prayer" Bible Story poster
- tissues (1 per person)
- pencils or pens

We call helpers Crew Guides. If you lead a small class, you can be the Crew Guide. Simply circle up with the kids. If you have helpers, form smaller groups so each child can be known—and so kids can befriend your helpers, too!

To make matters worse, Peninnah, who *had* children, made fun of Hannah. Peninnah teased her and made her feel terrible. I'll read about it to you, and as I read, crumple your tissue into a wad inside your fist.



Read aloud 1 Samuel 1:6-7.

Hannah didn't even want to eat! Wow. She was really hurting. Maybe you know what it's like to be made fun of, too. Let's talk in our Crews about that.

- 🗣️ **When has someone taunted or made fun of you? How did you feel?** Invite Crew Guides to share first.
- 👍 Have Connect Guides give thumbs-up when everyone has shared.

**Being made fun of hurts...a lot. And Hannah was hurt. But when we're hurting, God knows what we need. (Trust God!)**

Hannah's husband, on the other hand? Well, he was clueless. He asked her, "Why are you crying? Aren't I as good as having 10 sons?" That's kind of like someone saying, "Why are you crying about one lost friendship? Don't you have other friends?" You do, but the broken stuff still hurts.

It's not that Hannah wasn't grateful for Elkanah, but she still really wanted a child. Her heart was broken.

One year, Hannah went to the Tabernacle again. After the meal, her heart was so heavy that she decided to go pray and talk with God. Eli the priest was there and saw her praying as he sat near the entrance of the Tabernacle.

- 🗣️ **Where do you go when you want to talk with God about your hurts?** Share your own answer, then invite a few responses from the whole group.

Hannah talked with God again, crying hard. Let's read what she said.



Read aloud 1 Samuel 1:10-11.

Eli saw her. He thought there was something wrong with her because of how she was acting, and since, as priest, he was in charge of the Tabernacle, he scolded her. Wave tissues as if scolding someone.


But Hannah explained why she was there. She told Eli her story and why she was so upset. She said:



Read aloud 1 Samuel 1:15-16.

Eli understood and felt for Hannah. He told Hannah to go in peace and said, "May God grant the request you have asked of him." Perhaps Eli knew that **God knows what we need. (Trust God!)** Eli blessed Hannah and asked God to give Hannah what she wanted—and needed—most.

You go first! Kids might not have a quick answer to this question. Sharing your own story will give them an example and a little extra time to think.



After Eli's blessing, Hannah's heart was happy as she left the church and returned to Elkanah. The weight of her sadness lifted. Toss tissues in the air and then catch them. Hannah even began to eat again.

The next morning, the family made the journey back home. "Journey" tissues from the middle of the Crew circles onto laps. Not long after they returned home, Hannah found out she would have a baby! Have everyone fold a tissue like a blanket and rock it.

Show the Bible Story poster. Hannah named the baby boy Samuel and remembered her promise to God. When Samuel was old enough, he went to work with Eli at the Tabernacle. Let's read what Hannah said to Eli when she introduced him to Samuel.




Read aloud 1 Samuel 1:26-28.

God had heard and answered Hannah's prayer with a "yes!" God knows what we need. (Trust God!) When we're hurting and sad, we can always talk to God about how we feel and trust that he cares and will help us. It may not be in the way or in the time we expect, but just talking with God will help and bring peace. Share a story from your own life when this was true.

## The Heart of the Matter

Hannah had a broken heart because more than anything, she wanted a child. Hannah cried out to God for help, and he listened. God loved Hannah, and he loves you, too.

- Distribute pencils or pens.
- ② **What's something you want badly, something you feel like you really need? Draw or write about your need on one half of your tissue.**
- Give everyone several minutes to respond. Be ready to assist kids with spelling if needed.



**Let's pray and talk with God about these things we need. We'll sit quietly for a bit to give you some time to pray and talk with God.** Allow about 30 seconds of silence.

**God answered Hannah's prayer with a "yes." Let's read what Hannah said after God gave her a son.**




Read aloud 1 Samuel 2:1-2.

**Hannah praised God for making her strong. Even though she went through a hard time, she trusted God and talked with him about her needs. It's like she gave her cares to God! Let's do that, too.** Have kids fold up their tissues and put them in the center of their Connect Crews.

**Dear God, you know what we want and what we need. We trust you with the things written on our tissues. In Jesus' name, amen.**

**Even after these tissues are cleaned up and thrown away, God will know what you wrote on them. Why? Because God knows what we need. (Trust God!)** Have Crew Guides help gather and throw away tissues.



**Now's a great time for Apply-It Options! Choose one—or both—of the following reinforcement activities to support today's Bible discoveries before the Friendship Finale.**



# Apply-It Options

Choose one—or both—of these activities to support kids' learning after Bible Discovery.

## Explore More

**Supplies:** Bibles, construction paper, pencils, glue sticks




Distribute Bibles, and help kids find and read Psalm 34:18 together.

**Brokenhearted, Hannah cried out to God. She was a mess! But God was close to her. God knew what she needed, just like God knows what we need. (Trust God!) God healed Hannah's broken heart and eventually gave her a beautiful son.**

- "Break" a piece of construction paper into small pieces.
  - Draw a picture on another piece of paper, then glue the pieces to the picture in a creative way.
  - If they'd like, kids can swap pieces with friends to create a mosaic with different colors.
- 1 What keeps us from talking with God about messy or broken things in our lives?
  - 2 What's something beautiful that God has brought into your life?

**When we're hurting, God knows what we need. (Trust God!) He sees the big picture! God never leaves us. We can always talk with God about anything and trust that he will take what feels like a broken mess and turn it into something beautiful.**



## Game

**Supplies:** ball or small toy

Play a game of Keep Away. Form a circle with one child in the center. Take turns tossing the ball or toy randomly around the circle, keeping it away from the person in the center. If the person catches the item, the person who threw it goes into the center for a new round.

**In our game, the person in the center really wanted to get the ball as soon as possible. Most of us have really wanted something in our everyday lives, too.**

**When Hannah prayed for a child year after year, she probably felt like God wasn't listening to her or that God was taking forever to let her have what she wanted. That hurts! But God knew exactly what Hannah needed, and when.**

- 1 Why do you think God doesn't always give us what we want right away?

**When we're hurting, God knows what we need. (Trust God!) And God knows when we need it. We can trust God's perfect timing.**




## Supplies

- Amanda Bible Memory Buddy stickers (1 per child)
- Take-It-Home Flyers (Unit 2, Week 2) (1 per child)

# Friendship Finale

Have kids sit in knee-to-knee circles with their Connect Crews.



**Amanda, our Bible Memory Buddy, can help us remember that when we're hurting, God knows what we need. (Trust God!) If God knows what red pandas need, he *really* knows what you, his precious children, need! You'll each receive an Amanda sticker to help you remember to trust God for what you need throughout your week. You can wear it now or take it home with you.**

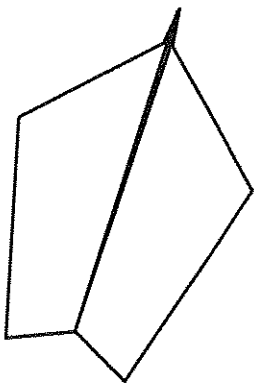
Saying each child's name in a loving way helps kids simply experience Jesus' love through you!

- Ask a willing child to help you demonstrate the following actions.
- Crew Guides hold a Bible Memory Buddy sticker, and kids each take the sticker between two thumbs. Crew Guides say, "[Child's name], **God knows what you need.**"
- Crew Guides give thumbs-up when everyone has received a sticker.

**When we're feeling sad and lonely, we can talk with God about it. God loves us so much that he sent his only Son, Jesus, to forgive us and be his forever friends. God knew what we needed when he sent Jesus, and he knows what you need today.**

**Touch your thumbs together, close your eyes, and listen while I read something about our friend Jesus.**

- Read the first section of the Unit 2, Week 2 Take-It-Home Flyer.
- **Now I'll give you one of these flyers to help you talk about Jesus' love in your Connect Crews *and* at home, too. Think of this as a practice time for talking about Jesus with your family at home.**
- Distribute Take-It-Home Flyers to Crew Guides, and have them share about their own friendship with Jesus as they discuss the "Talk Starter" question and then invite kids to share.
- Kids share prayer requests—things they'd like to tell Jesus—in their Connect Crews.
- Connect Crews pray together.
- Crew Guides distribute Take-It-Home Flyers and follow the directions to help kids fold the paper to "fly" home. ○



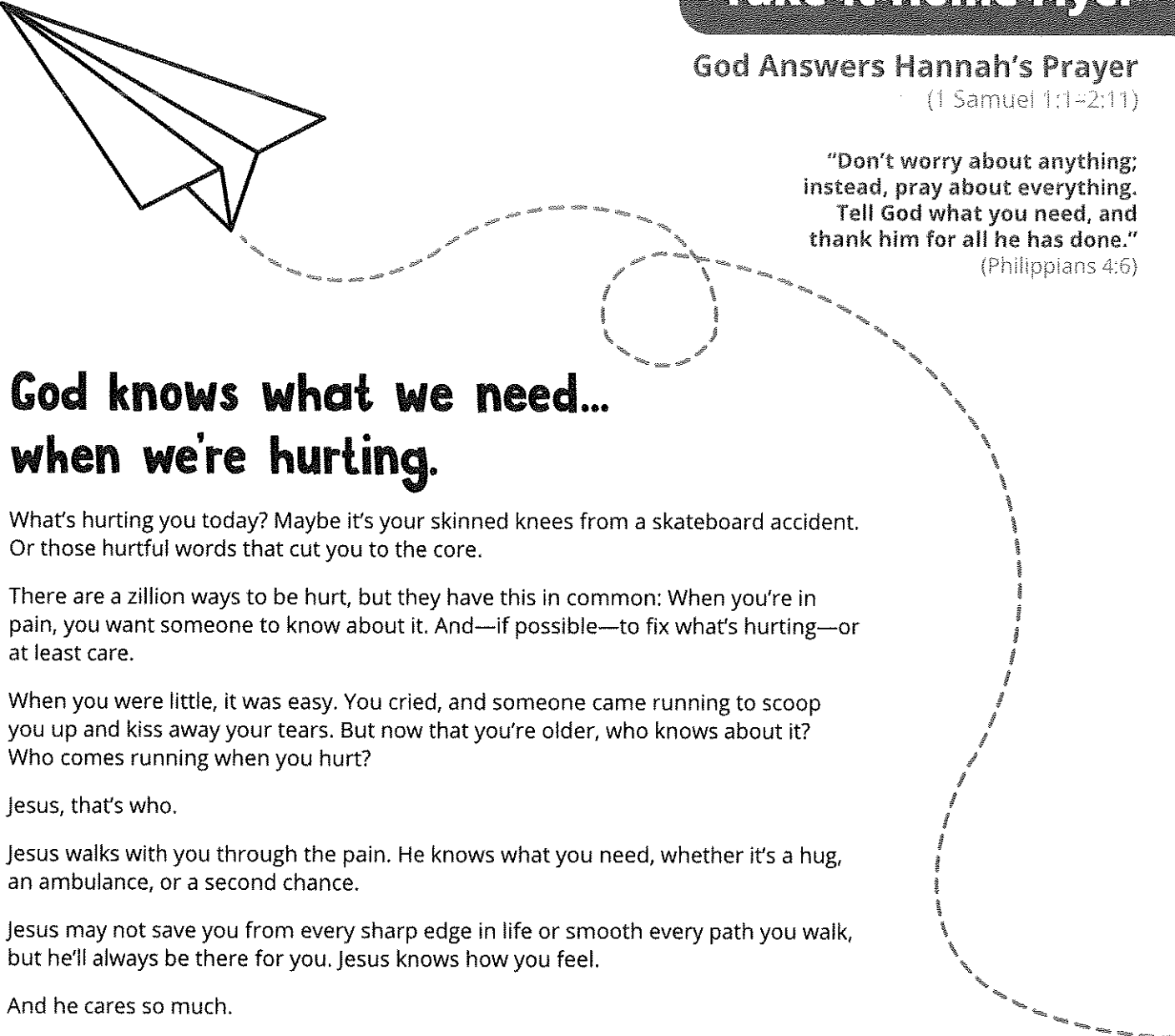
## God Answers Hannah's Prayer

(1 Samuel 1:1-2:11)

"Don't worry about anything;  
instead, pray about everything.

Tell God what you need, and  
thank him for all he has done."

(Philippians 4:6)



## God knows what we need... when we're hurting.

What's hurting you today? Maybe it's your skinned knees from a skateboard accident. Or those hurtful words that cut you to the core.

There are a zillion ways to be hurt, but they have this in common: When you're in pain, you want someone to know about it. And—if possible—to fix what's hurting—or at least care.

When you were little, it was easy. You cried, and someone came running to scoop you up and kiss away your tears. But now that you're older, who knows about it? Who comes running when you hurt?

Jesus, that's who.

Jesus walks with you through the pain. He knows what you need, whether it's a hug, an ambulance, or a second chance.

Jesus may not save you from every sharp edge in life or smooth every path you walk, but he'll always be there for you. Jesus knows how you feel.

And he cares so much.

### Talk-Starters

Tell about a time Jesus helped you when you were hurting.

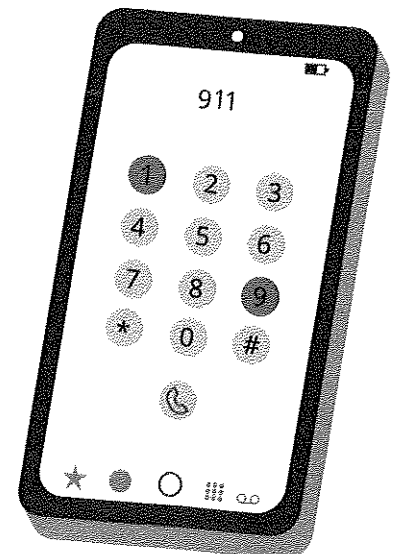
### Try This @ Home

Work together with the people you live with to form a plan about what you need to do if one of you gets seriously hurt. Talk about what you'll do and who will do it.



### Explore More @ Home

God cares about your hurts. See Psalm 56:8 and 1 Peter 5:7.




# Make this page fly home!

Fold a flyer. When you get home

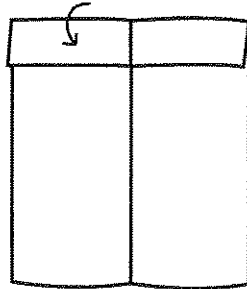
...toss it back and forth with a family member. Then guess what will happen if you place a band-aid on the front of the plane. Test it out and see who was right!

## Here's how:

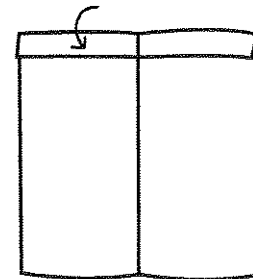
- ① Fold the paper in half lengthwise as shown.



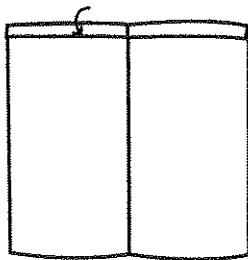
- ② Unfold, then fold the top of the paper down about 2 inches.



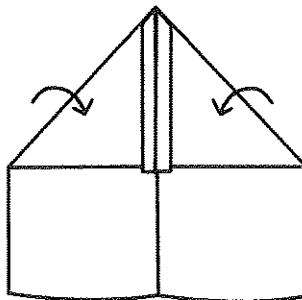
- ③ Fold the top edge down again to meet the bottom of the previous fold.



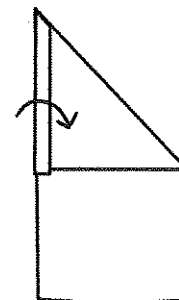
- ④ Fold the folded edge one more time to meet the bottom of the previous fold.



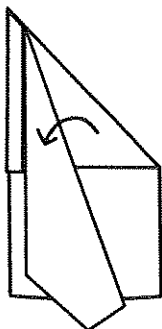
- ⑤ Fold the top corners down and away from you.



- ⑥ Fold the plane in half toward you.



- ⑦ With the point at the top, fold the wings down on each side.



- ⑧ Fold up the edges of the wings.



- ⑨ Take aim, and let it fly!

