

God Provides for Ruth

Bible Point


God knows what we need...when we feel alone.

Purpose

We need each other, don't we? God created more than one person for a reason. We were made for friendship—with God and with other people, too.

That's why loneliness hurts so much. Why, when we've had a bad day, we just need a friend. There will be times we feel alone, and when we do, God knows what we need.

Elementary kids' worlds revolve around their friends and their families. Loneliness hurts when, for whatever reason, nobody is around to play with or talk to. With this lesson, bring hope and comfort to kids when they feel alone. God is with them, and he knows what they need.



Prayer

Dear God, thank you for the children I'll lead today. Grow us closer together as we lean on you. In Jesus' name, amen.

Prep


Opening Options	Sing & Play	Bible Discovery & Friendship Finale	Apply-It Options
<ul style="list-style-type: none"> <input type="checkbox"/> Option Cards* <input type="checkbox"/> <i>Play Dough Maps</i>: play dough, pencils <input type="checkbox"/> <i>Coffee Filter Colors</i>: coffee filters, washable markers, small cups, water 	<ul style="list-style-type: none"> <input type="checkbox"/> countdown video* <input type="checkbox"/> <i>Music Video DVD</i>* <input type="checkbox"/> <i>Buddy Video DVD</i>* <input type="checkbox"/> Amanda Bible Memory Buddy poster* <input type="checkbox"/> media player <input type="checkbox"/> Bible (bookmark Philippians 4:6) 	<ul style="list-style-type: none"> <input type="checkbox"/> "God Provides for Ruth" Bible Story poster* <input type="checkbox"/> Amanda Bible Memory Buddy stickers* (1 per child) <input type="checkbox"/> Take-It-Home Flyers* (Unit 2, Week 1) (1 per child) <input type="checkbox"/> Bible (bookmark Ruth 1:1-2, 8-10, 16-17) <input type="checkbox"/> individually wrapped snacks and hand cleanser (optional) <input type="checkbox"/> small cups of water (1 per child) <input type="checkbox"/> whiteboard or flip chart and markers 	<ul style="list-style-type: none"> <input type="checkbox"/> <i>Explore More</i>: Bibles, play dough <input type="checkbox"/> <i>Game</i>: no supplies

* in your **Simply Loved Kit**



Opening Options

Set up one—or both—of these intro activities to start your time together. Each activity connects kids to the Bible Point and to each other. Cut apart these Option Cards, and place one by each activity you choose. Crew Guides will follow the directions and build friendships with kids as they make discoveries together!



Play Dough Maps

Supplies: play dough, pencils

Use the pencil to roll out and flatten play dough, then draw a map from where you are now to where you live.

? Tell about a time you traveled home. Where were you traveling from?

Sometimes we need maps to guide us home. God knows what we need, and God will be with us each step of the way. Today we'll hear how God guided two women who traveled back home.



Coffee Filter Colors

Supplies: coffee filters, washable markers, small cups, water

Tear a strip of coffee filter and draw a dark-colored line on the filter. Place the filter strip in the water, then watch for different colors to appear!

? When have you seen something that looked like one thing but was really something else? Perhaps you saw it when traveling, eating, or playing outside.

At first, the line just looked like a dark mark. But over time, it became something else. In our Bible story, we'll hear about a woman whose life situation looked hopeless, but God provided for her needs in an amazing way. God knows what we need, too.

Opening

Now's a great time for Opening Options! Choose one—or both—to introduce today's Bible discoveries.



countdown video (1 minute)

Help kids transition, clean up the activities, and sit with Connect Crews. A Connect Crew is a small group of kids with one Crew Guide.

Sing & Play

Hey, everyone! I know just what we need to get us started today—a song! Please stand, and let's sing together.



"I Have Decided to Follow Jesus" music video

Today we'll hear about two family members who traveled to a new home. I wonder what stuff they needed. What stuff do *you* need when your family travels? Invite a few responses from the whole group.

Bible Point

No matter if it's travel snacks for growling stomachs or a friend to keep us company, God knows what we need. That's our Bible Point today. Every time you hear the words "God knows what we need," point up with both hands (demonstrate) and say, "Trust God!" Let's try that together.


- Point up and say, "Trust God!"
- Repeat several times.

Repetition cements learning, so be sure to say today's Bible Point A LOT. Have fun with it! Kids will love listening for it and responding with "Trust God!"

God is powerful and able to meet our every need. Let's tell God we trust him with another song.



"Your Power Will Pull Us Through" music video




Supplies

- Bible
- media player
- *Music Video* DVD
 - "I Have Decided to Follow Jesus" music video
 - "Your Power Will Pull Us Through" music video
 - "Good Good Father" music video
- *Buddy Video* DVD
 - Amanda Bible Memory Buddy video (Week 1)
- Amanda Bible Memory Buddy poster


Bible Memory Buddy & Verse

Amanda the red panda is our Bible Memory Buddy! Show the Bible Memory Buddy poster. How much do you know about red pandas? Well, let's find out with a This-or-That Challenge! You'll hear two fun facts about red pandas. It's up to you to decide which is true—this fact or that!

- 🕒 How do red pandas stay warm during cold nights? Do they cover up with their tails or cuddle up with their friends?
- Have everyone raise their right "paw" to vote for *this* (cover up with their tails) or their left "paw" to vote for *that* (cuddle up with a friend).
- Make a drumroll sound by patting your thighs or the floor.
- Dramatically give the answer: **When it's cold at night, red pandas cover up with their furry tails. Let's meet Amanda the red panda to find out more.**
- Watch the Bible Memory Buddy video to meet Amanda.



Amanda Bible Memory Buddy video (Week 1)

 Show the Bible. **The Bible is God's true story of love! The Bible was written by people who wrote just what God wanted them to say. Today's Bible verse was written by the Apostle Paul in the New Testament of the Bible. It's Philippians 4:6. Let's say the verse together. I'll say a line, and then you repeat it after me.**

"Don't worry about anything; *(touch temples and shake head "no")*
instead, pray about everything. *(press palms together)*
Tell God what you need, *(point up)*
and thank him for all he has done." *(touch chin, then extend hand out)*
(Philippians 4:6)

God knows what we need. *(Trust God!)* **We can talk with God about our needs and trust that he'll take care of us—kind of like a parent. Let's sing a song to thank God for being a good father to us.**

"Good Good Father" music video

Bible Discovery

Circle Up & Connect

Let's circle up and spend a little time simply getting to know each other in smaller groups called **Connect Crews**.

- Arrange kids into Connect Crews with one helper—or Crew Guide—per group.
 - Invite kids to sit in knee-to-knee circles with their Connect Crews.
 - Have kids give their Crew Guides an elbow bump.
 - Have kids take turns saying their names and answering this question. Crew Guides go first.
- 🗣️ **If you had to move to a new home, who would you want to go with you?**

The Heart of the Matter

I'm so thankful for friends and family. When they're with us, we feel a lot less alone. Before we dive into today's Bible story, let's play a little game together.

- Have everyone spread out around the room.
- Call out a number that's less than the number of people in your whole group.
- Kids and Crew Guides must hurry to form a group of that many people.
- Some people will be left out of a group. Acknowledge that by saying something like **"Looks like you don't have a group. Sorry!"**
- Repeat at least five times, calling a different number each round.

In this game, you didn't always find yourself in a group.

- 🗣️ **How did you feel when you weren't in a group?** Invite several responses from the whole group.



Supplies

- Bible
 - "God Provides for Ruth" Bible Story poster
 - individually wrapped snacks (1 per child) and hand cleanser ① (optional)
- ① *Allergy alert! Check for food allergies or limitations before serving.*
- small cups of water (1 per child)
 - whiteboard or flip chart and markers

We call helpers **Crew Guides**. If you lead a small class, you can be the Crew Guide. Simply circle up with the kids. If you have helpers, form smaller groups so each child can be known—and so kids can befriend your helpers, too!

In this game, you want kids to all experience feeling "left out." So try to mix up numbers so each child will be without a group at least once.

Welcome a few responses. Be sure to summarize what kids say so everyone can hear.

It's no fun to feel left out. Let's talk more in our Connect Crews.

- Circle up in Crews.
- **Tell about a time you felt left out or all alone. What, if anything, helped you feel better?** Invite Crew Guides to share first.
- Give Connect Crews several minutes to discuss.

When we feel all alone, God knows what we need. (Trust God!) We're never really alone because God is with us, and he won't forget about us—ever.

God didn't forget about a woman in the Bible named Naomi, either. In fact, let's hear from her now!

Experience the Bible Story

Today's Bible story comes from the book of Ruth in the Old Testament of the Bible. It was before God's people, the Israelites, had a king. And God's people were going through another tough time. Let's read about it.



Read aloud Ruth 1:1-2.

Have you ever had to move to a new home like Naomi did? Where did you move from and to? Invite several responses from the whole group.

Moving can be lonely—especially if you don't have friends in your new town. I'm glad that when we feel alone, God knows what we need. (Trust God!)

But don't take my word for it. Let's hear from Naomi herself. Instead of just reading her story, let's jump in and play a part in it. I'll be Naomi. I want you to imagine you're Naomi's great-great-great-grandchildren.

Raise your hand if you've ever gone to your grandma or grandpa's house.

Pause for responses. **I thought so! Well, today we're going to Naomi's house.**

Let's go! Have everyone move with you to another area in the room. Pull up a chair and sit in front of the kids with everyone gathered on the floor around you.

Welcome, dearies! Oh, it does my heart good to see you today. Come in, come in. You all look hungry. Does anyone need a snack? Pause for reactions. Well, there'll be no growling tummies at Grandma Naomi's house!

Have Crew Guides quickly distribute hand cleanser and individually wrapped snacks.

There, that's better. Keep munching away, grandkids, as I tell you a true story about our family.

You know, we didn't always have snacks available. In fact, our family struggled through a famine in Bethlehem. It was so bad that I, my husband, and our two sons had to move to a new place called Moab where there was more food.

We recommend a female leader play the part of Naomi. It'll be a little more authentic that way. Male leaders, simply pass the script to a female Crew Guide or invite a special guest to play Naomi.

No snack? No problem! Simply have kids pretend to eat a favorite snack. If you do serve crackers, be sure to have some gluten-free options handy.

Moving to a new home can be hard, but we did our best to settle in. Eventually the boys married two local gals. Sigh. But the boys died there in Moab. My husband Elimelech (ee-LIHM-eh-lehk) had died there, too. It was the saddest and loneliest time in my life.

- 🕒 **Have you ever gone through a really sad and lonely time, too? Nod your head if you have.** Pause for reactions. I'm sorry, kids. That's so hard. But I'm here to tell you, even when we feel alone, God knows what we need. *(Trust God!)*

Speaking of needs, it looks like you gobbled up your snacks. You dearies look thirsty. Need some water? Grandma Naomi has just what you need!

Have Crew Guides quickly distribute small cups of water to each person.

That's better! Gotta wet your whistle! Whistle or hum a little tune.

Now, where was I? Oh, yes. Sigh. The saddest time in my life. I heard through the grapevine that there was food in Bethlehem again, so I planned to move back home. My sweet daughters-in-law planned to come along with me.

But then it dawned on me that those sweet girls would miss their lives in Moab. It's all they knew! So I gave them an out. I'll read to you what I said.



Read aloud Ruth 1:8-10.

I didn't want the girls to be lonely old widows like me. So I told them to go home to their families. Orpah did just that. But Ruth? Ruth was stubborn. Let me read to you what she said.




Read aloud Ruth 1:16-17.

I saw that Ruth was not going to change her mind, so I said nothing more. We packed up and moved to Bethlehem. Still, I couldn't snap out of my sadness. I was so sad that I wanted to change my name from Naomi to Mara, which means "bitterness." I didn't understand why God would let me go through such a hard time. I was a mess.

Oh, my! Looks like you are a mess, too. Do you need to clean up a bit? There is a trash can over there. Throw away your trash, but hurry back. The story is about to get really good! Pause as kids throw away trash and then return to their seats. Hum or whistle a little tune again as they move.

Hurry, grandkids. Gather around again. I have to tell you what happened next. Ruth and I arrived back in Bethlehem. Ruth didn't know anyone, and we had no money. We needed to find a way to support ourselves. After all, our husbands had died, and we were on our own.



So Ruth went out to the harvest fields. Grain fields, to be exact. See her there? Show the Bible Story poster. She'd follow along behind the workers and pick up stalks of grain that were left behind. Now, grain is an ingredient in a lot of tasty food—like bread, cereal, maybe even the snacks you just ate. Rub your tummies now. Pause. There might be grain inside!

Ah! Look at that beautiful grain field with me. Shield your eyes with your hand and look around. It just so happened that the field Ruth was working in was my relative Boaz's field. Boaz noticed Ruth working there and asked, "Who's that lady?" Invite everyone to shrug and ask, "Who's that lady?"

The foreman said she was my faithful daughter-in-law, and Boaz was impressed. He told Ruth that she could stay with his workers and pick up as much grain as she'd like. He even gave her lunch!

Speaking of lunch, are you hungry again? What do you need, grandkids? Hmm. Your tummies seem to be full. Maybe you need a backrest so you're more comfortable. I have an idea! Have everyone find a friend, sit back to back, and lean on each other.

There! If you needed a friend before, you have one now! I love how God knows what we need. (Trust God!) And grandmas often do, too!

Now, where was I? Oh, yes. Ruth was thankful that Boaz was so kind and generous. I can still picture her coming home with that basketful of grain. She could barely carry it. Everyone, pretend you're holding a big basket of grain in front of you. Keep holding your arms out until I say to put them down, okay?

You are strong and capable grandkids, if I do say so myself. And Ruth was a strong and capable daughter-in-law, too. She went back to Boaz's fields day after day and gathered enough grain for us live on. We were so thankful that God took care of our needs.

Are your arms getting tired yet, dearies? Pause for reactions. **Hang in there, and keep holding up that grain. Maybe I'll use it to make you all a delicious loaf of double-chocolate bread with dates and figs inside! Yum!**

Well, one day it dawned on me: Ruth should marry Boaz! Then she wouldn't be all alone, and I might just get some darling grandkids like you! Smile big for your Grandma Naomi! Pause as kid react.

Yes, indeed, Ruth should marry Boaz! I told Ruth just what to do. I told her to go lie down near Boaz's feet when he was sleeping. That sounds a little strange, I know. Maybe smelly, too, come to think of it.

But back then, lying at his feet showed that Ruth wanted to marry Boaz. When Boaz woke up and saw Ruth, he liked the idea. He just had to go check with another relative to make sure it was okay with him.

You see, families back then had a redeemer. The redeemer was a man in the family who would receive a male relative's land if he died. And he would also need to marry the widow and care for her family, too.

Oh, my. Your arms do look tired now. I think you need a break from holding all the imaginary grain. Go ahead and put it down.

Now, family is important. So I want you to know our family's names. Write the names on a whiteboard or flip chart.

There's me, Naomi. Then, sure enough, Boaz married Ruth. Write those names.

Now, Ruth and Boaz had a baby named Obed. Yup, the letter "O" then "bed." I'll write his name next. Write "Obed."

Then Obed and his wife had a baby named Jesse. Write "Jesse."

And then Jesse and his wife had a bunch of boys, and one of them was named David. Write "David."



This is our family tree. And David, well, he became the best king Israel ever had. God knew his people would need a godly king, and he chose to include a little lonely widow like me in his big plan to give them one.

Oh, my. You kids look like you need to stand up and move a bit. Stand up with your backrest buddies, and let's form one big circle. Pause while everyone moves.

Kids, God knows what we need. (Trust God!) Even when we feel alone, we can trust that God is with us, working to do amazing things. Let's thank God right now. Close in prayer.



Now's a great time for Apply-It Options! Choose one—or both—of the following reinforcement activities to support today's Bible discoveries before the Friendship Finale.

Apply-It Options

Choose one—or both—of these activities to support kids' learning after Bible Discovery.

Explore More

Supplies: Bibles, play dough

Naomi was once sad and alone. But God didn't forget about her. God included her in a wonderful plan to give his people a godly king. Let's read what Naomi's friends said about her when her grandson was born.




Distribute Bibles, and help kids find and read Ruth 4:14-17 together.

God knows what we need. (Trust God!) He knew Naomi needed a family and that the Israelites would need a godly king like her great-great-grandson, David. Kings need crowns. Let's make some!

Form play dough into a cool crown for King David. As you create, talk about this question.


- ② **What's something good that came out of a sad time in your life?**



Game

- Arrange chairs in a circle, and have all but one person sit in a chair. That person will stand in the center.
- That person says, "All my friends like to [name of something they like to do]. Go!"
- On "go," other people who like to do that thing run and switch places with someone else in the circle. The person in the center tries to take an empty spot.
- One person will be left out of the circle. He or she calls out a new thing friends like to do.
- Play as time allows.
- ② **How did it feel to see that others liked the same things you liked?**
- ② **What did you learn about others in our group?**

In our game, we may have felt alone in the circle. But then we discovered that we weren't alone after all! God knows what we need. (Trust God!) When we feel alone, God will help us get to know friends around us.




Supplies

- Amanda Bible Memory Buddy stickers (1 per child)
- Take-It-Home Flyers (Unit 2, Week 1) (1 per child)

Friendship Finale

Have kids sit in knee-to-knee circles with their Connect Crews.



Amanda, our Bible Memory Buddy, can help us remember that God knows what we need. (Trust God!) You'll each receive an Amanda sticker to help you remember to trust God with your needs throughout your week. You can wear it now or take it home with you.

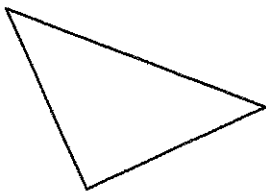

Saying each child's name in a loving way helps kids simply experience God's love through you!

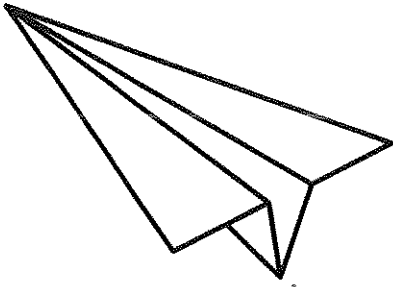
- Ask a willing child to help demonstrate how Crew Guides will give the stickers.
- Sit back to back with the child, then hand a sticker over your shoulder.
- As they give stickers in this way, Crew Guides say, "[Child's name], I've got your back, and **God knows what you need.**"
- Crew Guides give thumbs-up when everyone has received a sticker.

Did you know that Jesus was part of Naomi's family? Remember, Naomi was from Bethlehem, which later became known as the City of David. Years after David was a good king over God's people, God sent the King of all kings to earth to be our rescuer and redeemer. That king is Jesus.

Listen while I read something about our friend Jesus. As you listen, spread out around the room so you're by yourself—as much as you can be, that is. Pause as people move. Good. Now that you're alone, close your eyes, and listen as I read.

- Read the first section of the Unit 2, Week 1 Take-It-Home Flyer.
- **Now I'll give you one of these flyers to help you talk about Jesus' love in your Connect Crews *and* at home, too. Think of this as a practice time for talking about Jesus with your family at home.**
- Distribute Take-It-Home Flyers to Crew Guides, and have them share about their own friendship with Jesus as they discuss the "Talk Starter" question with their Crews.
- Kids share prayer requests—things they'd like to tell Jesus—in their Connect Crews.
- Connect Crews pray together.
- Crew Guides distribute Take-It-Home Flyers and follow the directions to help kids fold the paper to "fly" home. ○





God Provides for Ruth

(Ruth 1-4)

"Don't worry about anything; instead, pray about everything.

Tell God what you need, and thank him for all he has done."

(Philippians 4:6)

God knows what we need... when we feel alone.

Being alone is okay—sometimes you need a few minutes by yourself.

But *feeling* alone? That's an empty ache that starts in your heart and then spreads all over.

Maybe Ruth felt like that, too. Her husband had died. She was far from home. And she was all alone except...she wasn't *really* alone.

God was with her, and God gave her a friend in Naomi. God knew what they needed, and God took care of them both.

God knows what you need, too. That's why he sent your forever friend, Jesus. With Jesus, you're never alone. All your friends deserted you? Jesus had the same thing happen, and he won't desert you. Feeling unpopular? Jesus wasn't always popular. But you're popular with him!

You've got a friend in Jesus...even when you feel alone.

Talk-Starters

Tell about someone you'd always choose to stay with, even if it meant moving to a new place.

Try-This-@-Home

God knows what we need when we feel lonely, and he wants to hear from us when loneliness comes calling. Copy the Bible verse at the top of this page and tape it up where you'll see it. Let it be a reminder to talk with God when you're lonely!

"Don't worry about anything; instead, pray about everything. Tell God what you need, and thank him for all he has done."

(Philippians 4:6)



Explore More @ Home

God knows what you need! See Philippians 4:19.




Make this page fly home!

Fold a football. When you get home


...tell a family member you'd like to play catch with your football—and you can't do that alone. While you're flicking the football back and forth, tell three specific things you like doing with that person.

Here's how:

- 1 Fold the paper in half lengthwise as shown.



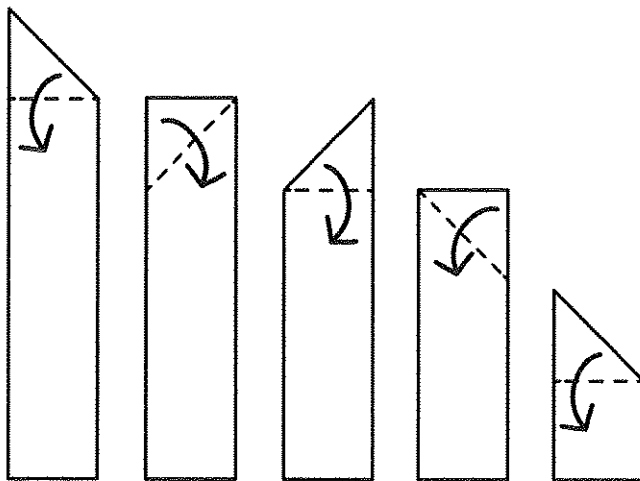
- 2 Fold the still-folded paper in half again as shown.



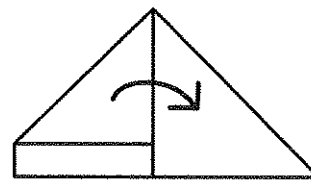
- 3 Start at the top corner and fold into the center to make a triangle.



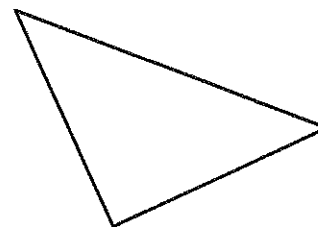
- 4 Keep folding the triangle down the length of the paper.



- 5 Tuck the last bit of paper into the folds of the triangle.



- 6 Hold the "football" on a corner, and give it a flick!



God Provides for Ruth

Road to a King

Ruth 1-4

Bible Point


God knows what we need.

Purpose

What do you need today? Perhaps your stomach just rumbled, and you need a snack. Or maybe you need someone to talk to. Do you need advice about what to do next? Whatever it is, God knows what you need. There is no worry too big or too small that he doesn't know and care about.

Consider Ruth and Naomi's needs. A need for food prompted Naomi's move to Moab. After their husbands died, Ruth and Naomi both needed a fresh start. Back in Bethlehem, they needed a kinsman redeemer to preserve their family line. God knew those needs and provided each step of the way. In the process, he provided a godly king for his people, too: Ruth was King David's great-grandma!

As their leader, you provide for the kids in your class. Notice kids' needs today, and ask God how he'd like you to address them. Does someone need a hug? a little patience? time to talk? Be ready to offer help, guidance, and a lot of love!



Prayer

Dear God, thank you that you know my needs. I think I need an extra measure of your love to pass along to the kids in my care today. Thank you that you've brought us together to grow closer to you. In Jesus' name, amen.

Prep


Opening Options	Sing & Play	Bible Discovery & Goodbye Circle	Apply-It Options
<ul style="list-style-type: none"> <input type="checkbox"/> Option Cards* <input type="checkbox"/> <i>Foam Path</i>: foam shapes in various sizes and colors <input type="checkbox"/> <i>Cotton-Ball Travels</i>: cotton balls, cups, craft sticks 	<ul style="list-style-type: none"> <input type="checkbox"/> <i>Music CD</i>* <input type="checkbox"/> <i>Music Video DVD</i>* <input type="checkbox"/> <i>Buddy Video DVD</i>* <input type="checkbox"/> Amanda Bible Memory Buddy poster* <input type="checkbox"/> media player <input type="checkbox"/> Bible (Philippians 4:6) 	<ul style="list-style-type: none"> <input type="checkbox"/> "God Provides for Ruth" Bible Story poster* <input type="checkbox"/> <i>Music CD</i>* <input type="checkbox"/> Amanda Bible Memory Buddy stickers* (1 per child) <input type="checkbox"/> media player <input type="checkbox"/> Bible (bookmark Ruth 1:15-16; 2:2; 4:14) 	<ul style="list-style-type: none"> <input type="checkbox"/> <i>Game</i>: medium-size cardboard boxes (1 per Crew), paper wads, crayons (1 per child) <input type="checkbox"/> <i>Food-n-Friendship</i>: snack, napkins, hand cleanser, <i>Music CD</i>*, media player <input type="checkbox"/> <i>Coloring Creation</i>: "God Provides for Ruth" Coloring Creation pages* (1 per child), crayons, smiley face stickers, <i>Music CD</i>*, media player

* in your *Simply Loved Kit*



Opening Options

Set up one—or both—of these intro activities to start your time together. Each activity connects kids to the Bible Point and to each other. Cut apart these Option Cards, and place one by each activity you choose. Crew Guides will follow the directions and build friendships with kids as they make discoveries together!



Foam Path

Supplies: foam shapes in various sizes and colors

Make a path out of foam shapes. Pick up all the circles—and then all the triangles! Continue until all the shapes have been picked up.

? When have you walked on a path? Where did the path go?

We picked up shapes. In our Bible story, we'll hear about a woman named Ruth who picked up grain in a field. God took good care of Ruth, and God takes good care of us, too. God knows what we need.



Cotton-Ball Travels

Supplies: cotton balls, cups, craft sticks

Imagine that cotton-ball “people” are traveling to new cup “houses.” Use a craft stick to gently guide cotton balls to cups. Then move them to another one!

? When have you traveled to a new place? Where did you go? What did you take with you?

We might pack a suitcase with things we'll need when we visit a family member or go on vacation. In our Bible story, we'll hear about two women who packed up and moved to a new home. God knew what they needed, and he took good care of them. God knows what we need, too!


Opening

Now's a great time for Opening Options. Choose one—or both—to introduce today's Bible discoveries.



"The Cleanup Song" (*Music CD track 1*)

Help kids transition by cleaning up before sitting with their Connect Crews. A Connect Crew is a smaller group of kids with one Crew Guide.



Sing & Play

Welcome

Hello, friends! I just know we're going to have so much fun today. Let's sing our welcome song.



"Hello, My Friends" (*Music CD track 2*)

Let's say hello to our Crew Guides. They're our go-to friends who are here to have fun and learn along with us.

- Kids give their Crew Guides a high-five.

Bible Point

Do you know what our Bible Point is today? Well, I'll tell you! It's God knows what we need. Every time you hear the words "God knows what we need," point up with both hands (demonstrate) and say, "Trust God!" Let's try that together.

Hmm. What do we need? Do this with me.

God knows we need love. (*hug self*)

God knows we need food to eat. (*rub tummy*)

God knows we need a place to live. (*extend arms over head to make a roof*)

God knows we need people to help us. (*wave at a friend*)

God knows what we need. (*Trust God!*)

When we trust, we know something is true, so we don't have to worry. We trust that God loves us and will take care of us because God knows what we need. (*Trust God!*)

Supplies

- Bible
- *Music CD*
 - "Hello, My Friends"
- *Music Video DVD*
 - "Your Power Will Pull Us Through" music video
 - "Good Good Father" music video
- *Buddy Video DVD*
 - Amanda Bible Memory Buddy video (Week 1)
- media player
- Amanda Bible Memory Buddy poster




Trust God!

Repetition cements learning, so be sure to say today's Bible Point A LOT. Have fun with it! Kids will love listening for it and responding with "Trust God!"

Yes! Now let's sing about trusting God.



"Your Power Will Pull Us Through" music video



Bible Memory Buddy & Verse

It's time to talk to our friend Buzzly Bee. Buzzly will introduce us to a Bible Memory Buddy friend. Let's call for Buzzly. Do what I do!

- Flap hands quickly like a bee.
- Make buzzing sounds.



Amanda Bible Memory Buddy video (Week 1)

Our friend Amanda the red panda reminds us that God knows what we need. (Trust God!)

- Show the Bible Memory Buddy poster.
- Explain that red pandas use their fluffy and soft tails like a blanket to stay warm.
- Have everyone pretend to cuddle up with a cozy tail blanket!



Show the Bible. **The Bible is God's true story of love! Our Bible Memory Verse comes from the Bible. Let's say it together. I'll say a line, and then you repeat after me.**


"Don't worry about anything; instead, pray about everything. Tell God what you need, and thank him for all he has done." (touch temples and shake head "no")
instead, pray about everything. (press palms together)
Tell God what you need, (point up)
and thank him for all he has done." (touch chin, then extend hand out)
(Philippians 4:6)

Repeat several times.

We don't have to worry because God knows what we need. (Trust God!) We can pray and talk with God about everything! God is like a good daddy who is always there for us. Let's sing about that.



"Good Good Father" music video



Bible Discovery

God knows what we need. (*Trust God!*) Hold up a Bible. Today our Bible story is about two friends named Ruth and Naomi. Sad things happened to them, but they were faithful to each other. That means they stayed close friends, no matter what. They took care of each other.

Think about people who take care of you! Moms and dads, doctors and babysitters, even servers at restaurants—all these people know what we need and help us. Let's talk more about that in our Connect Crews.

- Have everyone get comfy and sit in knee-to-knee circles with Connect Crews.
- **Who takes care of you? How does that person care for you?** Invite Crew Guides to share first.
- Crew Guides give thumbs-up when everyone has shared.

I'm so glad God has given us special people who know what we need and care for us. In our Bible story, God gave Naomi a family. Will you count Naomi's family members with me?

- **There was her husband, Elimelech** (uh-LIHM-uh-lehk). Hold up one finger.
- **And her two sons, Mahlon** (MAH-luhn) **and Kilion** (KILH-ee-ahn). Hold up two more fingers.

That's three! Three people for Naomi to love and care for. It wasn't always easy for Naomi and her family. Something sad happened. There wasn't enough food near their home, so they had to move to a new place to live. Let's wave goodbye and move to a new home. Follow me!

- Wave.
- March in place to a new home.
- Sigh happily, and sit down again in a "new home."

When Naomi's family got to their new home, Naomi's sons got married! Let's count more family members.

- **There was Naomi's husband.** Hold up one finger.
- **And her two sons.** Hold up three fingers.
- **And their wives.** Hold up five fingers total.

Wow! Now Naomi had five people to love and care for. But then another sad time came, and Naomi's husband and sons died. It was very sad. Wave goodbye with five fingers, then place hands in your lap.

Naomi decided to move back to their old town. There was food there again. That was good. And some aunts, uncles, and cousins lived there. That was good, too. Give two thumbs-up.

Supplies

- Bible
- "God Provides for Ruth" Bible Story poster

We call helpers Crew Guides. If you lead a small class, you can be the Crew Guide. Simply gather kids in a cozy circle around you. If you have helpers, form smaller groups so each child can be known—and so kids can befriend your helpers, too!



Read the verse from the Bible.

You're showing kids that God's Word is special. And don't worry; we've kept the verses short for young attention spans.

Welcome a few responses. Be sure to summarize what kids say so everyone can hear.

One son's wife decided not to go along. Put one thumb behind your back. **But the other one, named Ruth, stayed with Naomi.** Hold up one thumb for "Ruth."

Let's read from the Bible what Ruth said to Naomi.



Read aloud Ruth 1:15-16.

Ruth wanted to stay with Naomi. Maybe she knew that Naomi would need a friend, just like God knows what we need. (Trust God!)

- Have you ever wanted to stay with someone? Who did you want to stay with? Invite several responses from the whole group.

Ruth wanted to stay with Naomi, and Naomi trusted that God would take care of her and Ruth. So they moved back to their town called Bethlehem. Do this with me!


- Wave two fingers "goodbye."
- "Walk" the two fingers in front of you on a tabletop or floor.

When they got to Bethlehem, it was springtime! Crops had grown, and it was time to gather the food. Ruth and Naomi needed food, so Ruth had an idea. Let's read what it was!



Read aloud Ruth 2:2.

Show the Bible Story poster. **Ruth would go to a field where the grain grew. Grain is used to make yummy breads and cereal—like Cheerios! Who likes Cheerios? Pause for responses. Grain is used to make doughnuts, too. Who likes doughnuts? Pause for responses.**



Yum! We need breakfast! God gives us food like cereal and doughnuts. God knows what we need. (Trust God!)

God knew that Ruth and Naomi needed food, too. And wow, God! The first field Ruth went to was owned by a kind man named Boaz. Boaz saw Ruth and knew she was Naomi's faithful friend. He told her to pick as much grain as she wanted. Let's pretend to pick grain.

- ☉ Pick up imaginary pieces of grain from the ground.
- ☉ Go to different places in the room, saying "I found more here!" or "Look, there's some over there!"

Boaz knew Ruth would get hungry and thirsty as she worked. So at lunchtime, he shared his food and water. Pretend to eat and drink.

Well, our tummies are full, so now it's back to work! Ruth went back out to the field. Boaz knew Ruth would need more grain, so he told his workers to leave some extra for her to find. Ruth filled up a whole basket with grain. Do what I do!

- ☉ Hold out your arms like a big basket, pretending that it's heavy and full.
- ☉ Walk back to Connect Crew circles while carrying your basket.
- ☉ Whistle, hum, or sing a happy little song while you walk.

God knows what we need. (Trust God!) God was faithful and gave Ruth and Naomi what they needed: food!

But Ruth and Naomi needed something else, too. They may have felt lonely in their new town and missed their husbands. Let's talk in our Connect Crews again.

- 🗣️ **When have you felt lonely? Who did you want to come be with you?**
Invite Crew Guides to share first.
- ☉ Crew Guides give thumbs-up when everyone has shared.

Ruth and Naomi needed more family members. Ruth needed a new husband, and Naomi needed a grandson. So Naomi told Ruth what to do. Have everyone cup hands behind their ears to listen to Naomi's plan.

Naomi told Ruth to go to Boaz and ask him to be her husband. Ruth went to where Boaz was resting and lay down by his feet. When Boaz saw her, he was happy. He told Ruth that he needed to check with another family member first, and then he would marry her! Have everyone clap happily.

And sure enough! Boaz and Ruth got married. Now Naomi had a family again. Let's count them together.

- ☉ **There was Ruth.** Hold up one finger.
- ☉ **And Boaz.** Hold up another finger.
- ☉ **Soon, Ruth and Boaz had a baby named Obed.** Hold up another finger.

God knows what we need. (Trust God!) God knew Naomi needed a family, and he gave her one! People in Bethlehem praised God. Let's read what they said.



Read aloud Ruth 4:14.

Naomi's family was famous! Let's keep counting them.

- **Boaz and Ruth had a baby named Obed.** Hold up three fingers.
- **Obed grew up and had a son named Jesse.** Hold up four fingers.
- **And Jesse grew up and had a son named David.** Hold up five fingers.

David was very special. He became a good king who helped God's people be faithful and love God. Let's wave our hands and celebrate! Wave hands at friends.

In happy times and sad times, we can trust that God knows what we need. (Trust God!) God will give us people to love *and* people who love *us*. Let's thank God for our friends and families.

- In Connect Crews, have kids take turns counting on their fingers their family members and friends while saying each person's name.
- Crew Guides give thumbs-up when everyone has shared.

Let's pray.

Dear God, we thank you for these faithful friends. And we're so happy that you are our faithful friend, too. We love you. In Jesus' name, amen.



Now's a great time for Apply-It Options. Choose one or more that fit your time frame to support today's Bible discoveries before the closing Goodbye Circle.

Apply-It Options

Choose one—or all—of these activities to support kids' learning after Bible Discovery.

Game

Supplies: medium-size cardboard boxes (1 per Crew), paper wads, crayons (1 per child)

Let's decorate these boxes. But first we need to find crayons! Let's look for crayons in our boxes like Ruth looked for grain in a field.

- Place crayons at the bottom of the boxes, then cover them with paper wads.
- Have each Connect Crew line up across the room from a box, then relay to find the crayons.
- Use crayons to decorate the box. Encourage kids to write their names, having Crew Guides help as needed.


Now these boxes are beautiful! God knows what we need. (Trust God!) God will never stop loving each person whose name is on this box. Say names on the boxes.



Food-n-Friendship

Supplies: snack, napkins, hand cleanser, *Music CD*, media player

- Give a napkin to a friend and say, **"God knows what we need."** (*Trust God!*)

 **"God, You Are So Good"**
(*Music CD track 3*)

- Eat snack together.
- **When we pray, we talk with God. Who has something we can talk with God about?**
- Pray together.

God knows what we need. (Trust God!) And God gives us the food we need. Let's clean up our snack. We'll need a trash can!




Coloring Creation

Supplies: "God Provides for Ruth" Coloring Creation pages (1 per child), crayons, smiley face stickers, *Music CD*, media player

Ruth and Naomi may have been worried about moving to a new town. But God was with them. God knows what we need. (Trust God!) That makes me happy!


- Review the story as you point out Naomi, Ruth, and Boaz.
- Color the picture.
- Add smiley face stickers to show how this family was happy that God knew what they needed.
- Play music as kids create.

 **"Pray About Everything"**
(*Philippians 4:6-7*)
(*Music CD track 6*)



Supplies

- Music CD
 - “Goodbye, My Friends”
 - “Pray About Everything” (Philippians 4:6-7)
- media player
- Amanda Bible Memory Buddy stickers (1 per child)



Goodbye Circle

It's almost time to say goodbye! Let's sing our goodbye song as we join hands and make one big circle!

 “Goodbye, My Friends” (Music CD track 4)

God knows what we need. (Trust God!) And God knew we'd need a special friend who'd help us and be our friend forever. So God gave us his only Son, Jesus! Jesus is just the friend we need! He'll never leave us alone, and he loves us so much! Have everyone give themselves a hug as they think of Jesus' love for them.


I wish I could hug Amanda the red panda! She looks so soft and cuddly.

- Show the Bible Memory Buddy poster, and remind kids that Amanda helps us remember **God knows what we need. (Trust God!)**
- Invite Crew Guides to give each child an Amanda sticker to wear or take home. Have Crew Guides place stickers on the floor around the room. Then have them call each child by name to pick up a sticker like Ruth picked up grain.
- As they call kids, Crew Guides say, **“God knows what you need, [child's name].”**

 “Pray About Everything” (Philippians 4:6-7)
(Music CD track 6)

- Do Bible Memory Verse motions and move to the music!


Saying each child's name in a loving way helps kids simply experience God's love through you!



God Provides for Ruth

GOD KNOWS WHAT WE NEED.

Ruth 1-4



“Don't worry about anything; instead, pray about everything. Tell God what you need, and thank him for all he has done.”

(Philippians 4:6)



Amanda

