

Jesus Brings Lazarus Back to Life

Jesus Shows He's God's Promised Son
John 11:1-44

Bible Point


Jesus is God's Son...and has the power to beat death.

Purpose

Perhaps you've experienced the death of a loved one and cried out, "Why, God?" Death can feel too soon. Too cruel. Too frequent. And we struggle to understand why a loving God, who has power over death, allows so much pain and grief.

Jesus met Mary and Martha in the midst of *their* heartache. While *they* viewed Lazarus' death as final, Jesus called it "sleeping." He understood that—in the end—death didn't stand a chance against God's power.

Let this lesson encourage you that Jesus *does* have power over death. It's a certainty that we'll witness (and experience) death on this earth. Yet it's also a guarantee that, because of God's love and power, Jesus conquered the grave. We have the hope of sweet reunion with so many loved ones...someday.



Prayer

Lord, please help me give kids hope today. Death can seem so scary and big to them. Guide my words and actions to help kids discover that nothing—not even death—is too big for you. In Jesus' name, amen.



Prep

Opening Options	Sing & Play	Bible Discovery & Friendship Finale	Apply-It Options
<ul style="list-style-type: none"> <input type="checkbox"/> Option Cards* <input type="checkbox"/> <i>Lego Caves</i>: Legos <input type="checkbox"/> <i>Cave Drawings</i>: lamp or flashlights, dark-colored plastic tablecloths, paper, colored pencils 	<ul style="list-style-type: none"> <input type="checkbox"/> countdown video* <input type="checkbox"/> <i>Music Video</i> DVD* <input type="checkbox"/> <i>Buddy Video</i> DVD* <input type="checkbox"/> Ray Bible Memory Buddy poster* <input type="checkbox"/> media player <input type="checkbox"/> Bible (bookmark 1 John 4:10) 	<ul style="list-style-type: none"> <input type="checkbox"/> "Jesus Brings Lazarus Back to Life" Bible Story poster* <input type="checkbox"/> Ray Bible Memory Buddy stickers* (1 per child) <input type="checkbox"/> Take-It-Home Flyers* (Unit 3, Week 4) (1 per child) <input type="checkbox"/> Bible (bookmark John 11:4-6, 23-26, 34-37, 44) <input type="checkbox"/> paper, pencils, crayons, child-safe scissors, tape <input type="checkbox"/> plastic tablecloth 	<ul style="list-style-type: none"> <input type="checkbox"/> <i>Explore More</i>: Bibles, paper, child-safe scissors, tape, pens or pencils <input type="checkbox"/> <i>Game</i>: no supplies

* in your **Simply Loved Kit**

Opening Options

Set up one—or both—of these intro activities to start your time together. Each activity connects kids to the Bible Point and to each other. Cut apart these Option Cards, and place one by each activity you choose. Crew Guides will follow the directions and build friendships with kids as they make discoveries together!



Lego Caves

Supplies: Legos

Use Legos to build caves.

In today's Bible story, Jesus did a miracle in front of a cave.

? What miracle would *you* like to see Jesus do?

Jesus is God's Son! He can do anything!

Cave Drawings

Supplies: lamp or flashlights, dark-colored plastic tablecloths, paper, colored pencils

Make "caves" by draping plastic tablecloths over tables. The tablecloths should hang down over three sides of the table, all the way to the floor. Place paper and colored pencils inside, and let kids go into the dark cave and use flashlights while they draw pictures.

? Tell about a cave or dark place you've been inside.

In today's Bible story, something unexpected came out of a cave. When people saw it, they knew for sure that Jesus is God's Son!

Opening

Now's a great time for Opening Options. Choose one—or both—to introduce today's Bible discoveries.



countdown video (1 minute)

Help kids transition, clean up the activities, and sit with Connect Crews. A Connect Crew is a small group of kids with one Crew Guide.

Sing & Play

Hello, friends! Welcome! I'm so glad you're here! I hope you brought your voices because we're going to start with a song!



"My Lighthouse" music video

Bible Point

I can't wait to discover more about how Jesus is God's Son. That's our Bible Point today, so every time you hear someone say the words "Jesus is God's Son," I want you to respond in a certain way. Do what I do!

- Extend arms overhead and down to your sides as you say "Hallelujah!"
- Tell kids that *hallelujah* means "praise God" in Hebrew.
- Repeat several times.

Repetition cements learning, so be sure to say today's Bible Point A LOT. Have fun with it! Kids will love listening for it and responding with "Hallelujah!"


I'm so thankful that Jesus is God's Son. (*Hallelujah!*) Let's sing our thankfulness with this song!



"I'm Trusting You" music video

Supplies

- Bible
- media player
- *Musc Video* DVD
 - "My Lighthouse" music video
 - "I'm Trusting You" music video
 - "Guide Me, O Thou Great Jehovah" music video
- *Buddy Video* DVD
 - Ray Bible Memory Buddy video (Week 4)
- Ray Bible Memory Buddy poster



Bible Memory Buddy & Verse

Let's check in with our Bible Memory Buddy. It's Ray the groovy glowworm. What's your glowworm IQ? Let's find out with a This-or-That Challenge! You'll hear two fun facts about glowworms. It's up to you to decide which is true—this fact or that!

🗣️ Do glowworms glow just one color or lots of colors?

- Have everyone hold up an index finger to vote for *this* (one color) or hold up 10 fingers to vote for *that* (lots of colors).
- Make a drumroll sound by patting your thighs or the floor.
- Dramatically give the answer: **Glowworms glow in four colors!**
- Watch the Bible Memory Buddy video.



Ray Bible Memory Buddy video (Week 4)




Show the Bible. **The Bible is God's true story of love! It's filled with all kinds of amazing things God wants us to know about him and how we can live in friendship with him. Our Bible Memory Verse is 1 John 4:10. Let's say the verse together. I'll say a line, and then you repeat after me.**

**"This is real love—(make heart shape with your hands)
not that we loved God, (shake head "no")
but that he loved us (bring hands to chest)
and sent his Son as a sacrifice to take away our sins." (wipe palms together)**
(1 John 4:10)

**I love God's Word! It helps me remember that Jesus is God's Son. (Hallelujah!)
You learned the word *hallelujah*, which is Hebrew—the language spoken
by God's chosen people, the Israelites. In Hebrew, God is sometimes called
Jehovah. Let's sing a song about Jehovah—or God—guiding us.**



"Guide Me, O Thou Great Jehovah" music video



Bible Discovery

Circle Up & Connect

Let's circle up and spend a little time simply getting to know each other in smaller groups called **Connect Crews**.

- Arrange kids into Connect Crews with one helper—or Crew Guide—per group.
 - Invite kids to sit in knee-to-knee circles with their Connect Crews.
 - Have kids give their Crew Guides and each other high-fives behind their backs.
 - Have kids take turns saying their names and answering this question. Crew Guides go first.
- 🗣️ **Tell about a time you were late for something important.**

Experience the Bible Story, Part One

Lead kids in this interactive Bible story skit, demonstrating the actions as you go along.

Today's Bible story is about a time it seemed like Jesus was late for something *super* important. I need you to jump in and help me discover what happened.

Jesus had three good friends: Mary, her sister Martha, and their brother Lazarus. They all believed that Jesus is God's Son. (Hallelujah!) Their family lived in a little town called Bethany. When this story took place, Jesus was in a different place.

Let's imagine this (point to one side of the room) **is where Jesus was.** On that side's wall, tape a sheet of paper with the word "Jesus" on it.

We'll pretend that we're people who live in Bethany with Mary, Martha, and Lazarus. Have everyone stand up, move to the other side of the room, then sit down.

Well, Lazarus got sick. Friends, show me how you act when you're sick. Lead everyone in holding their bellies or sneezing as if they don't feel well. **Lazarus got really, really sick.** Guide everyone in lying down and moaning as if they're very sick. **Mary and Martha tried to help Lazarus feel better.** Choose a few kids to be caregivers. **You friends show me what parents or doctors do to help you when you're sick. You can demonstrate on these sick people lying here.** Have caregivers act out ways parents or doctors treat people who are sick.

Mary and Martha knew that Jesus is God's Son, (Hallelujah!) and they'd seen Jesus heal people. So they sent Jesus a message about their brother.

Have the caregivers run to "Jesus" and say, "Lazarus is super, super sick!" Then they can run back and sit down.

Supplies

- Bible
- "Jesus Brings Lazarus Back to Life" Bible Story poster
- paper, pencils, crayons, scissors, tape
- plastic tablecloth

We call helpers Crew Guides. If you lead a small class, you can be the Crew Guide. Simply circle up with the kids. If you have helpers, form smaller groups so each child can be known—and so kids can befriend your helpers, too!

Let's listen to what Jesus said and did.



Read aloud John 11:4-6.

- 🕒 **Imagine someone you love was sick and you heard Jesus say this. How would you feel?**

Well, Lazarus got sicker and sicker and sicker. Mary and Martha had hoped Jesus would come in time. But he didn't...and Lazarus died.

Sit up and gather with your Connect Crews. Pause. Talk about this together.

- 🕒 **Tell about a hope or dream *you* had that died or something you hoped or prayed about that *didn't* happen.**
- Share your own example, then let Crew Guides share.
- Hand paper and pencils to each Connect Crew.
- Direct kids to each write a word or draw a simple picture to represent what they shared. While kids draw, lay a plastic tablecloth on the ground.

Lazarus died, and still Jesus wasn't there. It was time to bury him, and still Jesus hadn't come. So Mary and Martha wrapped up the body and put it in a cave. Let's bury those hopes and dreams *you* shared.

Have kids crumple their papers and put them in the center of the tablecloth. Lead the class in folding up the tablecloth and putting it in a "cave" under a table.

The Heart of the Matter

Well, that was the end for Mary and Martha. Their brother had died. And Jesus had said it was for his glory. Mary and Martha probably felt puzzled by that. Maybe you feel that way, too. How could a sad thing bring glory or praise to God?

To get us thinking about a puzzling question like that, let's make puzzles!

- Set out sheets of paper, scissors, and crayons or markers.
- Direct kids to each draw a picture of something they love about God. Kids might draw their families, a mountain, or hearts all over the page. Encourage kids to fill the page as much as possible.
- After about two minutes, have kids stop and cut their picture into 20 pieces.
- Let kids trade puzzles with each other but not tell what their pictures are.
- Time kids for about one minute to see if they can complete the puzzles.

Let Crews circle up and discuss these questions.

- 🕒 **What would have made it easier to figure out your puzzle?**
- 🕒 **What would make it easier for you to understand why sad things like death happen?**
- 🕒 **How could a sad or puzzling time show something good about God?**

Experience the Bible Story, Part Two

Well, Jesus said this was for God's glory, so we know something good or praiseworthy would *eventually* happen. Four days after Lazarus died, Jesus arrived outside Bethany.

Choose someone to take the word "Jesus" off the wall and move it near the "cave."

People had come to gather around Mary and Martha in their sad time. Do this with me.

- Lead kids in milling around the room, patting people on the back, giving a hug, or pretending to dry tears.
- After about 20 seconds, have kids sit down.

When Jesus got there, Martha ran to meet him. Listen to what they talked about.



Read aloud John 11:23-26. Explain that the word *resurrection* means "new life." You may want to reread John 11:26.

Martha said she *did* believe what Jesus said. She trusted that Jesus is God's Son. (Hallelujah!) If he said he could give new life, then she believed it (point to the cave) **even though it didn't look like that was going to happen this time.**

Mary and Martha brought Jesus to the cave where they'd put Lazarus. Let's all go with them. Gather around the cave and sit down.



Read aloud John 11:34-37.

Let's circle up and talk in our Crews again.

- **Jesus had healed people and said that people who believe in him would live even after dying. Why do you think Jesus let Lazarus die?**
- Give Crews several minutes to talk.


Jesus knew that this was a chance to show that Jesus is God's Son (Hallelujah!) and that he can beat death. With everyone gathered near the tomb, Jesus did something amazing! For four *days*, Lazarus had lain in the tomb, wrapped up in cloth, dead! Lie on the ground and wrap your arms around yourself. Close your eyes tight. Pause.

Okay, Lazaruses, listen and act this out as I read it.



Read aloud John 11:44, pausing so everyone can act out Lazarus' part.

Jesus is God's Son! (Hallelujah!) He has God's power and can even beat death! Wow! All you Lazaruses, stretch your arms. Pause and lead kids in stretching. **Move your neck to get that crick out of it.** Pause and lead kids in rolling their heads from side to side. **Jump up and down.** Pause. **Now high-five all your friends!** Lead everyone in celebration, then have kids sit down with their Connect Crews.



Point to the Bible Story poster, showing all the people looking at Lazarus.

- ① **Why is it so hard for us to believe today that Jesus is stronger than death?**
- Have Crew Guides lead their Crews in prayer, asking God to allow them to see his glory.

Now's a great time for Apply-it Options. Choose one—or both—of the following reinforcement activities to support today's Bible discoveries before the Friendship Finale.

Apply-It Options

Choose one—or both—of these activities to support kids' learning after Bible Discovery.

Explore More

Supplies: Bibles, paper, scissors, tape, pencils or pens



Distribute Bibles, and help kids find and read John 11:25 together.

🗣️ **How would you explain this verse to someone younger than you?**


Because of Jesus, we can have a life that never ends...even after life on this earth *does* end. Let's see what that's like.

Hand out sheets of paper, and have each person cut an 11x1-inch strip.

Usually life has a beginning (point to one end of the strip) **and an end** (point to the other end). **But Jesus is God's Son. (Hallelujah!) He put a twist in that because he has power to beat death!**

- Lead everyone in twisting one end of the strip one time.
- Pairs work together to tape the ends of each paper strip together, keeping the twist in the paper.
- Have pairs set a pencil or pen at any spot on the paper and draw a line along the strip. Rather than coming to the end, they'll come back to the starting point!

Jesus is God's Son. (Hallelujah!) He said *he* is life... and new life even after death. When we're friends with Jesus, we get to have that new life, too!



Game

Choose someone to be Freeze and someone else to be Thaw. Lead a game of Freeze Tag. Explain that when Freeze tags you, you have to stand still until Thaw tags you. Then you can run again! Play for several minutes, changing roles about every minute.

🗣️ **What would this game have been like without someone to "unfreeze" you?**

In our Bible story, Jesus showed that he had power over death! Because Jesus is God's Son, (Hallelujah!) we can keep living even after we die. Friendship with Jesus gives us that power! That's worth a huge "hallelujah!"

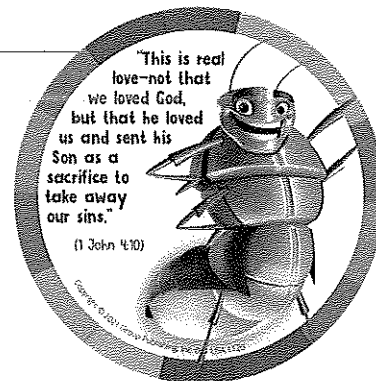
Huddle up with hands in the middle and cheer "Hallelujah!" as you raise up arms.



Supplies

- Ray Bible Memory Buddy stickers (1 per child)
- Take-It-Home Flyers (Unit 3, Week 4) (1 per child)

Friendship Finale



Have kids sit in knee-to-knee circles with their Connect Crews.

Ray, our bright Bible Memory Buddy friend, can help us remember that Jesus is God's Son. (Hallelujah!) You'll each receive a Ray sticker to help you remember Jesus' power in your life throughout your week. You can wear it now or keep it for later. Crew Guides will give each person a sticker like this.

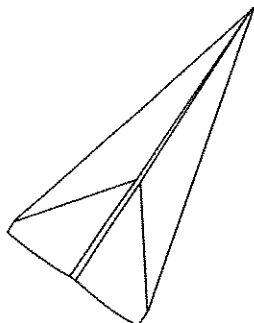

- Ask a willing child to help you demonstrate the following actions.
- Have the child crouch down with eyes closed and arms wrapped around their body to represent Lazarus wrapped up in his tomb. Stand a few feet away from the child and call, "[Child's name], come out!" The child then stands up and walks to you.
- Place the Ray sticker in the child's hand and say, "**Jesus is God's Son**, and he loves you!"
- Crew Guides give thumbs-up when everyone has received a sticker.

Saying each child's name in a loving way helps kids simply experience Jesus' love through you!

Jesus is God's Son. (Hallelujah!) We don't have to stay wrapped up in sorrow or even death! Jesus loves you and wants to spend forever with you! Jesus has power over death!

Listen to something Jesus tells us. As you listen, imagine you're there with Martha and Mary as they cried and felt sad about their brother. Pause. Bow your head and close your eyes, as if you're trying to shut out your sad feelings.

- Read the first section of the Unit 3, Week 4 Take-It-Home Flyer.
- **Now I'll give you one of these flyers to help you talk about Jesus' power in your Connect Crews and at home, too.**
- Distribute Take-It-Home Flyers to Crew Guides, and have them share about their own friendship with Jesus as they discuss the "Talk Starter" question and then invite kids to share.
- Kids share prayer requests—things they'd like to tell Jesus—in their Connect Crews.
- Connect Crews pray together.
- Crew Guides distribute Take-It-Home Flyers and follow the directions to help kids fold the paper to "fly" home. ○



Take-It-Home Flyer

Jesus Brings Lazarus Back to Life

(John 11:1-44)

"This is real love—not that we loved God, but that he loved us and sent his Son as a sacrifice to take away our sins."

(1 John 4:10)

Jesus is God's Son...and has the power to beat death.

You've made it to level nine. This video game is tough, but you've managed to jump over obstacles, collect treasure coins, and avoid attack. You're about to go through the glowing portal to level 10 when all of a sudden...*duh duh duh!* You're done.

Game over. All hope is gone. You've got to start over.

Maybe that's how Mary and Martha felt when their brother died. Hopeless. Tired. Frustrated. Where was Jesus? Why didn't he save the day and beat the bad guy—death itself?

But for Lazarus, death wasn't a dead end. Jesus called Lazarus out of the tomb and *ding ding ding!* Lazarus was alive again!

And when you're friends with Jesus, death isn't a dead end for you, either. There's hope! When Jesus died on the cross, he beat death once and for all.

Because of Jesus, you can live forever in heaven. And that forever starts now!

Talk-Starters

Tell about a time something or someone died. How did you feel? How did Jesus bring you hope during that time?


Try-This-@-Home

Next time your video game ends in defeat, thank Jesus that your friendship with him will never, ever end!



Explore More @ Home

Nothing—not even death—can separate you from God's love for you. Read Romans 8:38-39.




Make this page fly home!

Fold a flyer. When you get home

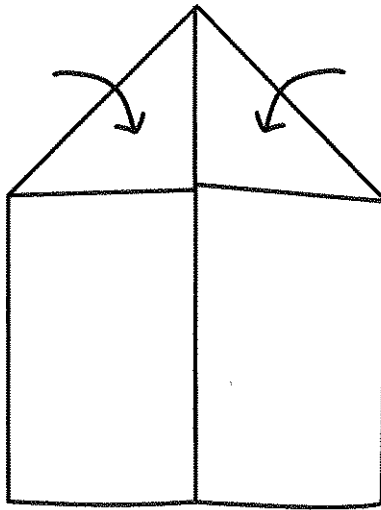
...take aim and see how far your airplane can fly!

Here's how:

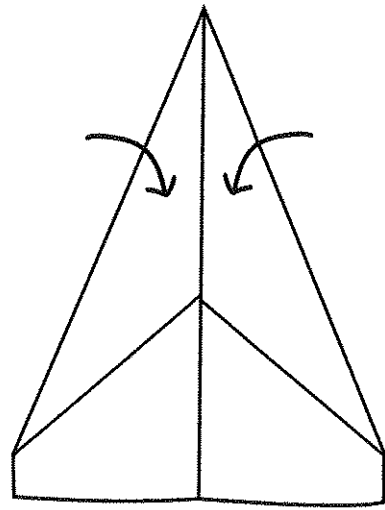
- 1 Fold the paper in half lengthwise as shown.




- 2 Unfold, and then fold the top two corners to the center line to create flaps.



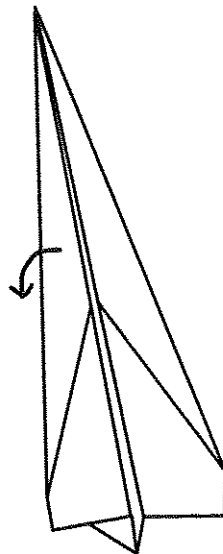
- 3 Fold the top edges to the center of the paper.



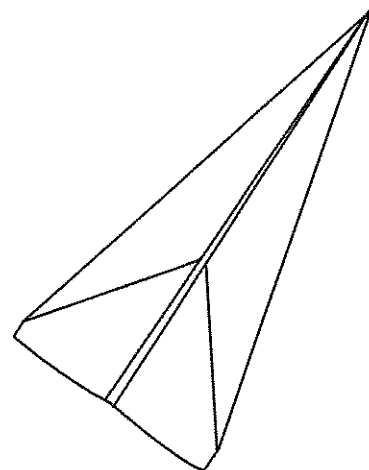
- 4 Fold the plane in half.



- 5 Fold the wings down to meet the bottom edge of your plane's body.



- 6 Take aim, and let it fly!



Jesus Brings Lazarus Back to Life

Jesus Shows He's God's Promised Son

John 11:1-44

Bible Point


Jesus is God's Son.

Purpose

Jesus is God's Son. That means he can do *anything!* But sometimes he doesn't do everything we want. Other times it feels like he's slow to do what we ask. Does that mean he doesn't love us or doesn't care? No way!

He certainly cared for Mary, Martha, and Lazarus. But he had a larger perspective in mind, and everything worked out just as God planned.

Young kids aren't fond of not getting what they want. And they often let their displeasure be known! This lesson will help your young friends understand that God does love them and care for them, even when it doesn't feel like it.



Prayer

Lord, help me model trust in you as well as your timing. Thank you for the children in my care. Be close to them, Jesus, and help them experience your love today. In your name, amen.

Prep


Opening Options	Sing & Play	Bible Discovery & Goodbye Circle	Apply-It Options
<input type="checkbox"/> Option Cards* <input type="checkbox"/> <i>Bubble Squeeze!</i> large bowl or container, warm water, dish soap <input type="checkbox"/> <i>Draw Love:</i> construction paper, crayons	<input type="checkbox"/> <i>Music CD</i> * <input type="checkbox"/> <i>Music Video DVD</i> * <input type="checkbox"/> <i>Buddy Video DVD</i> * <input type="checkbox"/> Ray Bible Memory Buddy poster* <input type="checkbox"/> media player <input type="checkbox"/> Bible (bookmark 1 John 4:10)	<input type="checkbox"/> "Jesus Brings Lazarus Back to Life" Bible Story poster* <input type="checkbox"/> <i>Music CD</i> * <input type="checkbox"/> Ray Bible Memory Buddy stickers* (1 per child) <input type="checkbox"/> media player <input type="checkbox"/> Bible (bookmark John 11:3, 25-27, 41-44) <input type="checkbox"/> tissues	<input type="checkbox"/> <i>Game:</i> no supplies <input type="checkbox"/> <i>Food-n-Friendship:</i> snack, napkins, hand cleanser, <i>Music CD</i> *, media player <input type="checkbox"/> <i>Coloring Creation:</i> "Jesus Brings Lazarus Back to Life" Coloring Creation pages* (1 per child), crayons, smiley face stickers or smiley face stamps with ink, <i>Music CD</i> *, media player

* in your **Simply Loved Kit**



Opening Options

Set up one—or both—of these intro activities to start your time together. Each activity connects kids to the Bible Point and to each other. Cut apart these Option Cards, and place one by each activity you choose. Crew Guides will follow the directions and build friendships with kids as they make discoveries together!



Bubble Squeeze!

Supplies

large bowl or container, warm water, dish soap

In a large bowl or container, mix a little warm water and a good amount of dish soap to make bubbles. Swish with your hands to make more bubbles! Then scoop bubbles into your palm and squeeze your hands together so bubbles flow out.

? Tell about a time you were surprised!

Surprise! The bubbles came out of our hands. Today we'll hear how Jesus is God's Son. Jesus surprised his friends when he asked a man named Lazarus to come out of a tomb.

Draw Love

Supplies

construction paper, crayons


Draw a friend or family member you love.

? Who did you draw? Why do you love that person so much?

We love our friends and family members. Jesus is God's Son, and when he lived on earth, Jesus had friends and family members he loved, too. We'll hear about some of his friends in today's Bible story.

Opening

Now's a great time for Opening Options. Choose one—or both—to introduce today's Bible discoveries.



"The Cleanup Song" (*Music CD track 1*)

Help kids transition by cleaning up before sitting with their Connect Crews. A Connect Crew is a smaller group of kids with one Crew Guide.

Sing & Play

Welcome

Hello! I'm so happy to be here today with all you lovely friends. Let's say hello and sing our welcome song.



"Hello, My Friends" (*Music CD track 2*)

Let's say hi to our Crew Guides. They're our go-to friends who are here to have fun and learn along with us.

- Kids give their Crew Guides high-fives and low-fives.

Bible Point

Today we'll find out **Jesus is God's Son**. Every time you hear the words "**Jesus is God's Son**," do this! Raise your hands over your head and then move them down to your sides and say "**Hallelujah!**" Demonstrate. Let's try it together.

Repeat the Bible Point several times.

Hallelujah means "Praise God!" We praise God because he gave us Jesus. **Jesus is God's Son.** (*Hallelujah!*) Let's praise God! I'll say a praise, then you shout "**Hallelujah!**" and do the motions with me.

We praise God for giving us food to eat. (*Hallelujah!*)
We praise God for helping us when we're sick. (*Hallelujah!*)
We praise God for hugs. (*Hallelujah!*)
We praise God for loving us so much. (*Hallelujah!*)
We praise God for Jesus. (*Hallelujah!*)
Jesus is God's Son. (*Hallelujah!*)

Supplies

- Bible
- *Music CD*
 - "Hello, My Friends"
- *Music Video DVD*
 - "My Lighthouse" music video
 - "Guide Me, O Thou Great Jehovah" music video
- *Buddy Video DVD*
 - Ray Bible Memory Buddy video (Week 4)
- media player
- Ray Bible Memory Buddy poster




Hallelujah!

Repetition cements learning, so be sure to say today's Bible Point A LOT. Have fun with it! Kids will love listening for it and responding with "Hallelujah!"

Now let's praise God with a song!



"My Lighthouse" music video



Bible Memory Buddy & Verse

It's time to talk to our friend Buzzly Bee. Buzzly will tell us about our shining Bible Memory Buddy. Let's call for Buzzly. Do what I do!

- Flap hands quickly like a bee.
- Make buzzing sounds.



Ray Bible Memory Buddy video (Week 4)

Show the Bible Memory Buddy poster. **Ray the glowworm is a Bible Memory Buddy who shines in the darkness. Ray helps us remember Jesus is God's Son.** (Hallelujah!)

- Have everyone open and close their hands to look like blinking lights.
- Have everyone put their hands together and then open them as if they're looking in a Bible.



Show the Bible. **The Bible is God's true story of love! Our Bible Memory Verse comes from the Bible. Let's say our Bible verse together. I'll say a line, and then you repeat after me.**

"This is real love— *(make heart shape with your hands)*
not that we loved God, *(shake head "no")*
but that he loved us *(bring hands to chest)*
and sent his Son as a sacrifice to take away our sins." *(wipe palms together)*
(1 John 4:10)

God guides us and shows us his love through his only Son, Jesus. Let's sing a prayer song as we ask God to guide us today.



"Guide Me, O Thou Great Jehovah" music video

Bible Discovery

Today our Bible story shows us **Jesus is God's Son.** (*Hallelujah!*) **One of the friends in the story was very sick.**

- Have Connect Crews get comfy in knee-to-knee circles.
- 🗣️ **Tell about a time someone you know was sick.** Invite Crew Guides to share first.
- Crew Guides give thumbs-up when everyone has shared.


We often ask Jesus for help when people we love are sick. Jesus' friends Mary and Martha asked Jesus for help, too. Let's find out what happened—I'll need your help!

- Give each child a tissue.
- Crew Guides help kids fold the tissues to look like notes.

One day Jesus' friends Mary and Martha sent a message to Jesus, who was in a different town at the time.

- Have everyone unfold their tissues and pretend to read a message.

You read your pretend message, and I'll read the message from Mary and Martha from the Bible.

 Read aloud John 11:3.

What a sad message. Hold up a tissue. **When I'm sad, I sometimes need a tissue like this to wipe away my tears. Do this with me.**

- Pretend to wipe tears with the tissue.

Jesus is God's Son. (*Hallelujah!*) **Jesus knew God's plan would end with Lazarus being well again, so Jesus didn't hurry to Mary and Martha's house. Instead, Jesus stayed where he was for two more days.**

- Have everyone count to two on their fingers with you.

After two days, Jesus told his friends, the disciples, "Let's go see Lazarus." They had a long journey to get to where Lazarus was. Do this with me.


- Pat legs to make a walking sound.
- Pretend to get tired, then wipe brow with the tissue.

Meanwhile, Lazarus had been so sick that he died. He had been dead for four days by the time Jesus and the disciples got there. We usually feel sad when people we love die. Let's wipe our eyes again. Wipe eyes with tissues. **People were sad for four days.** Count to four.

Supplies

- Bible
- "Jesus Brings Lazarus Back to Life" Bible Story poster
- tissues


We call helpers Crew Guides. If you lead a small class, you can be the Crew Guide. Simply gather kids in a cozy circle around you. If you have helpers, form smaller groups so each child can be known—and so kids can befriend your helpers, too!

 Read the verse from the Bible. You're showing kids that God's Word is special. Don't worry—we've kept the verses short for young attention spans.

As Jesus entered the town, Martha went out to meet him. She knew Jesus is God's Son. (Hallelujah!) But she was upset that Jesus hadn't come sooner to help Lazarus. Jesus told her that he would help Lazarus live again, but Martha was upset and she just didn't understand.

- Have everyone wad their tissues in a fist and give them a squeeze.
- **I wonder, what's something that's hard for you to understand?** Share an example from your own life, then have everyone share in their Crews.
- Give Crews several minutes to talk.


Jesus is God's Son. (Hallelujah!) So Jesus can do anything! Sometimes it just takes time for us to understand how Jesus is helping us. Let's read what Jesus said to Martha.

 Read aloud John 11:25-27

Martha said Jesus is God's Son. (Hallelujah!) She called for Mary, and together they went to the tomb—which is like a cave with a big rock rolled over the front. The tomb is where they had put Lazarus' body. Mary and Martha were so sad that they cried. Use tissues to wipe away pretend tears. Jesus cried, too. But Jesus had a plan.

Jesus said to move the rock from in front of the tomb. Mary and Martha still didn't understand. But the people there obeyed Jesus.

- Have everyone make a "rolling" circle motion with their arms in front of them, as if rolling away a rock.
- **Jesus then prayed and talked with God.**
- Have everyone fold their hands to pray. **Let's read what Jesus prayed.**

 Read aloud John 11:41-44.


Jesus is God's Son, (Hallelujah!) so Jesus brought Lazarus back to life!

- Show kids the Bible Story poster.
- Hold up a tissue and explain that it reminds you of the cloth they had wrapped around Lazarus' body.

Lazarus didn't need those cloths anymore. And we don't either!

- Have everyone throw away the tissues.

Jesus is God's Son. (Hallelujah!) And Jesus has the power to do anything—even bring someone back to life!



Now's a great time for Apply-It Options. Choose one or more that fit your time frame to support today's Bible discoveries before the closing Goodbye Circle.


Apply-It Options

Choose one—or all—of these activities to support kids' learning after Bible Discovery.

Game

Play Freeze Tag.


In our game, you were frozen in one place, and it may have seemed like you'd never run again! In our story, Mary and Martha thought Lazarus would never run again, either! But Jesus brought Lazarus back to life. Jesus is God's Son. (Hallelujah!)



Food-n-Friendship

Supplies: snack, napkins, hand cleanser, *Music CD*, media player

- Give a napkin to a friend and say, **"Jesus is God's Son."** (*Hallelujah!*)

 **"God, You Are So Good"**
(*Music CD track 3*)

- Eat snack together.
- **When we pray, we talk with Jesus. Who has something we can talk with Jesus about?**
- Pray together.

Jesus is God's Son. (Hallelujah!)
Let's clean up our snack so we can keep celebrating Jesus as we move on to our next activity.




Coloring Creation

Supplies: "Jesus Brings Lazarus Back to Life" Coloring Creation pages (1 per child), crayons, construction paper, child-safe scissors, glue sticks, *Music CD*, media player

Jesus is God's Son. (Hallelujah!)
That's why he had the power to bring Lazarus back to life.


- Review the Bible story as you look at the picture.
- Color the picture.
- Add smiley faces to show how happy the people were that Lazarus was alive.
- Play music as kids create.

 **"His Great Love"**
(*Music CD track 7*)



Supplies

- Music CD
 - “Goodbye, My Friends”
 - “His Great Love”
- media player
- Ray Bible Memory Buddy stickers (1 per child)



Goodbye Circle

It's almost time to say goodbye! Let's sing our goodbye song as we join hands and make one big circle!

🎵 “Goodbye, My Friends” (Music CD track 4)


Jesus is God's Son. (Hallelujah!) He showed his love and power by bringing Lazarus back to life. When we're friends with Jesus, we can show his love to our friends and families! Have everyone give friends a big smile to show God's love.

- Show the Bible Memory Buddy poster, and remind kids that Ray can help us remember **Jesus is God's Son. (Hallelujah!)**
- Invite Crew Guides to give each child a Ray sticker to wear or take home. Crew Guides can “fly” the stickers to kids and say, “[Child's name], **Jesus is God's Son,** and he loves you.”

🎵 “His Great Love” (Music CD track 7)

- Do Bible Memory Verse motions and move to the music!

Saying each child's name in a loving way helps kids simply experience Jesus' love through you!



Jesus Brings Lazarus Back to Life

JESUS IS GOD'S SON.


John 11:1-44



**“This is real love—not
that we loved God,
but that he loved us
and sent his Son as
a sacrifice to take
away our sins.”**

(1 John 4:10)

RAY



Jesus Brings Lazarus Back to Life

JESUS IS GOD'S SON.

John 11:1-44



**“This is real love—not
that we loved God,
but that he loved us
and sent his Son as
a sacrifice to take
away our sins.”**

(1 John 4:10)

RAY

