

Joshua Leads God's People

The Promised Land

Joshua 1:1-11; 5:13-6:27

Bible Point

God helps us be brave...and promises to go with us.

Purpose

Hang in there!

You can do it!


You've got this!

You're not alone!

Phrases like this are easy to toss out as encouragement, but few of us can truly promise "I'll be with you every step of the way." We may not live near our loved ones. We can't physically walk into the school building with kids. And we aren't in the room when a family member gets a life-changing diagnosis.

But God is!

Use today's lesson to encourage yourself—and kids—in a fresh way. God isn't just helping us be courageous; he promises that he'll never leave us! While you may not feel God's hand in yours, it's there. Maybe it seems like you're facing odds alone, but you're not! Find fortitude in the fact that God walks with you wherever you go.



Prayer

Lord, thank you for loving me enough to be beside me 24/7. What a comfort to know that your promised presence never leaves. Help me share this encouragement in a way that gives kids boldness to do the hard things in their lives. In Jesus' name, amen.

Prep

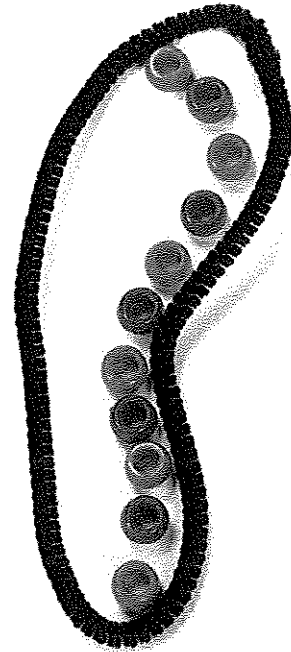
Opening Options	Sing & Play	Bible Discovery & Friendship Finale	Apply-It Options
<input type="checkbox"/> Option Cards* <input type="checkbox"/> <i>Wandering Water Drops</i> : clear cups, water, straws, wax paper, permanent markers <input type="checkbox"/> <i>Beady-Full Creations</i> : pony beads, chenille wires	<input type="checkbox"/> countdown video* <input type="checkbox"/> <i>Music Video</i> DVD* <input type="checkbox"/> <i>Buddy Video</i> DVD* <input type="checkbox"/> Rockette Bible Memory Buddy poster* <input type="checkbox"/> media player <input type="checkbox"/> Bible (bookmark Joshua 1:9)	<input type="checkbox"/> "Joshua Leads God's People" Bible Story poster* <input type="checkbox"/> Rockette Bible Memory Buddy stickers* (1 per child) <input type="checkbox"/> Take-It-Home Flyers* (Unit 2, Week 4) (1 per child) <input type="checkbox"/> Bible (bookmark Joshua 1:5-9; 5:13-15; 6:3-5,10) <input type="checkbox"/> about 10 sheets of paper <input type="checkbox"/> masking tape	<input type="checkbox"/> <i>Explore More</i> : Bibles, masking tape, fine-tipped permanent markers <input type="checkbox"/> <i>Game</i> : no supplies

* in your **Simply Loved Kit**



Opening Options

Set up one—or both—of these intro activities to start your time together. Each activity connects kids to the Bible Point and to each other. Cut apart these Option Cards, and place one by each activity you choose. Crew Guides will follow the directions and build friendships with kids as they make discoveries together!



Wandering Water Drops

Supplies: clear cups, water, straws, wax paper, permanent markers

Put some water in a cup. Draw a circle on a sheet of wax paper. Drip one drop of water on the line of the circle. Use your straw to blow the droplet around the circle.

In today's Bible story, God promised his people if they walked around and around a city, he'd make something amazing happen.

? What's something amazing *you'd* like to see God do?

God's people had to be brave because the people inside the city weren't their friends. God helps us be brave. Just like your breath made the water move, God helps us—no matter what brave thing we have to do.

Beady-Full Creations

Supplies: pony beads, chenille wires

Shape a chenille wire into a foot shape, then create a fun pattern as you fill the shape with pony beads.

? Tell about some fun places your feet have been.

Today we'll hear a story from the Bible about a man named Joshua who met a messenger sent from God. The messenger told Joshua to take off his shoes, because the ground was holy, or special. Wow! In this story, God helped Joshua be brave, and God helps us be brave, too!

Opening

Now's a great time for Opening Options. Choose one—or both—to introduce today's Bible discoveries.



countdown video (1 minute)

Help kids transition, clean up the activities, and sit with Connect Crews. A Connect Crew is a small group of kids with one Crew Guide.

Sing & Play

Welcome! I'm so glad you're here. Let's start with a song and shine out God's awesome love.



"My Lighthouse" music video

Bible Point

I can't wait to discover how God helps us be brave. That's our Bible Point today, so every time you hear someone say the words "God helps us be brave," I want you to respond in a certain way. Do what I do!

- Put your hands on your hips like a superhero and say, "We're brave."
- Repeat several times.

Repetition cements learning, so be sure to say today's Bible Point A LOT. Have fun with it! Kids will love listening for it and responding with "We're brave!"

We don't have to be brave on our own, you know. God is always with us, helping us when we're afraid. God will guide us, too! Let's sing and celebrate our faithful God.




"Guide Me, O Thou Great Jehovah" music video



We're brave!

Supplies

- Bible
- media player
- Music Video DVD
 - "My Lighthouse" music video
 - "Guide Me, O Thou Great Jehovah" music video
 - "No Matter What I'm Facing" music video
- Buddy Video DVD
 - Rockette Bible Memory Buddy video (Week 4)
- Rockette Bible Memory Buddy poster



Bible Memory Buddy & Verse

It's time to check in with our Bible Memory Buddy Rockette, the fabulous flying squirrel. Show the Bible Memory Buddy poster. **How much do you know about flying squirrels? Let's find out with a This-or-That Challenge! You'll hear two fun facts about flying squirrels. It's up to you to decide which is true—this fact or that!**

- ❓ **Do flying squirrels stay warm by burrowing in the ground or by cuddling with their family members?**
- Have everyone curl up in a ball to vote for *this* (burrow in the ground) or link arms with a friend or two to vote for *that* (cuddle with their family members).
- Make a drumroll sound by patting your thighs or the floor.
- Dramatically give the answer: **Flying squirrels cuddle up with their family members!**
- Watch the Bible Memory Buddy video.



Rockette Bible Memory Buddy video (Week 4)



Show the Bible. **The Bible is God's true story of love. Every part of the Bible is there for a reason, showing us God's loving plan for us. Our Bible Memory Verse is Joshua 1:9. Let's say the verse together. I'll say a line, and then you repeat after me.**

**"Be strong and courageous! (make muscles)
Do not be afraid or discouraged. (shake head "no")
For the Lord your God is with you wherever you go." (hug self)
(Joshua 1:9)**

No matter what we're facing, God helps us be brave. (We're brave!) Let's sing about that!



"No Matter What I'm Facing" music video

Bible Discovery

Circle Up & Connect

Let's circle up and spend a little time simply getting to know each other in smaller groups called **Connect Crews**.

- Arrange kids into Connect Crews with one helper—or Crew Guide—per group.
- Invite kids to sit in knee-to-knee circles with their Connect Crews.
- Have kids give their Crew Guides and each other high-fives.
- Have kids take turns saying their names and answering this question. Crew Guides go first.
- 🗣️ **Tell about a time you walked or ran a long way.**

The Heart of the Matter

Crumple about 10 sheets of paper into balls.

Before we jump into today's Bible adventure, let's play a quick game.

Have kids scatter around the room. Motion to the pile of paper balls.

The goal is to keep these paper balls in the air—we don't want *any* to touch the ground! You'll bat them around among yourselves. Oh, and you'll do it while standing on one foot. Ready?

- Toss out one paper ball, then gradually add more until about 10 are in play.
- Crew Guides can help you keep the paper balls off the floor and inside the playing area. After about a minute, call time.
- 🗣️ **How did it feel to have so much to do and only one foot to stand on?** Invite responses from the whole group.
- 🗣️ **What things in your everyday life make you feel** [fill in some of the words kids shared above]? Invite responses.

In today's Bible story, we'll meet someone who may have felt overwhelmed or in over his head! He needed courage and strength from God, and God helped him be brave. God helps us be brave, too. (*We're brave!*)

Experience the Bible Story

The first thing you need to know is that God's people, the Israelites, had been sort of wandering in the desert for *years*. God took care of them and gave them what they needed, but they didn't have a place to settle down and call home. God had been guiding them, and he'd given them a good leader in a guy named Moses.

Supplies

- Bible
- "Joshua Leads God's People" Bible Story poster
- about 10 sheets of paper
- masking tape

We call helpers Crew Guides. If you lead a small class, you can be the Crew Guide. Simply circle up with the kids. If you have helpers, form smaller groups so each child can be known—and so kids can befriend your helpers, too!



Welcome a few responses. Be sure to summarize what kids say so everyone can hear.

But eventually, Moses got old and died. Then God put a man named Joshua in charge. Choose a child to be Joshua, and have him or her come to the front and stand facing the class.

Point out to the class, and speak to Joshua. **Joshua, all these men, women, and children are in your care.** Hold up your fingers as you list off all the things Joshua is responsible for. **You've got to lead them, keep them safe, make sure they have food and water, make sure they obey God, and a whole bunch of other things!**

- 🗣️ **Joshua, how are you feeling about all that responsibility?** Welcome and repeat Joshua's response.

Well, God didn't leave Joshua to face all that alone. Listen to this.



Read aloud Joshua 1:5-9.

- 🗣️ **How do you think that made Joshua feel? Why?** Invite responses from the whole group.

God also helped Joshua be brave by sending a special visitor. Joshua, act this out as I read it.



Read aloud Joshua 5:13-15.

The commander of the Lord's army reminded Joshua that God would do all the hard work. Joshua wasn't alone! Turn to the child. **Joshua, you're not alone!** High-five Joshua.

Well, it's time to get up and go, all you Israelites. God told Joshua to lead his people to Jericho, a city God wanted them to take over! Joshua, lead all these people. I'll let you know where to go.


Guide Joshua in leading everyone around the room. Have him or her lead the class around the perimeter of the room as you quickly use masking tape to make a large rectangle in the center of the room. Then have Joshua tell the Israelites to make camp and sit down with their Connect Crews.

Motion to the rectangle.

Here it is—Jericho! Its walls are really tall! Look up, see how tall they are? Lead kids in looking up high. **And they're super thick—as thick as you are tall!** Scratch your chin thoughtfully. **Aaaand it's pretty likely they've got a trained army in there.**

Show kids the Bible Story poster so they can see how tall the walls of Jericho are.

- 🗣️ **Joshua, what do you have to work with?** Invite Joshua's hesitant reaction.
- 🗣️ **Israelites, how brave are you feeling about taking this big, fortified city?** Invite responses from the whole group.



Good news! God helps us be brave. (We're brave!) So God gave Joshua his marching orders! Here's the plan!



Read aloud Joshua 6:3-5.

Point to the class. **Joshua, it looks like you've got quite an army out here. Let's get them up and ready to march.**

Lead kids in marching in place, saying the following cadence. You and Joshua should say the lines first, and everyone else will repeat.

God will help us to be brave! *(God will help us to be brave!)*
We know God's the one who saves! *(We know God's the one who saves!)*
Don't be worried; don't be scared! *(Don't be worried, don't be scared!)*
God is with us everywhere! *(God is with us everywhere!)*

Repeat the cadence a few times as the "army" marches in place.

Joshua, it looks like your fighting folks are ready to go. Oh, but here's one more instruction for you, Joshua!



Read aloud Joshua 6:10.

Joshua led his silent army around Jericho. Have Joshua lead the "army" in silently marching around the masking tape rectangle. When they return, have the army whisper their cadence as they march in place.

God will help us to be brave! *(God will help us to be brave!)*
We know God's the one who saves! *(We know God's the one who saves!)*
Don't be worried, don't be scared! *(Don't be worried, don't be scared!)*
God is with us everywhere! *(God is with us everywhere!)*

They camped for the night and then circled the city again. Repeat the process five more times, having Joshua lead the army around Jericho and whispering the cadence when they return.

Finally, it was time for the *last day!* Joshua, lead them around *seven* times. I'm pretty tired—I mean, the real army got to sleep and rest each time. So we'll pretend that this is the seventh and last time around.

Have Joshua lead them one more time. This time, when they get back to the starting point, let Joshua lead them in the cadence by shouting it. The "army" will shout the cadence in return, then cheer.

God will help us to be brave! (*God will help us to be brave!*)
We know God's the one who saves! (*We know God's the one who saves!*)
Don't be worried, don't be scared! (*Don't be worried, don't be scared!*)
God is with us everywhere! (*God is with us everywhere!*)
Yeah!

The people didn't even *touch* the walls...God caused them to come *crashing* down! That must've been loud! Lead kids in stomping their feet. **God told them to destroy the city, and Joshua made sure they obeyed. God's power is amazing!** Let Joshua lead the class in pulling up the tape and throwing it away.

Then have kids sit with their Connect Crews to talk about these questions.

- ❓ **Think about those big, tall, thick walls of Jericho and the soldiers inside. What are some big, strong, impossible—even scary—things you're facing?** Share your own story, then let Crew Guides share first so kids have time to think.


Let's read God's words to Joshua again. They'll be familiar because it's our Bible Memory Verse!



Read aloud Joshua 1:9.

God helps us be brave. (*We're brave!*) The Bible reminds us that God is always with us, and we don't face any hard or scary thing alone.

Now's a great time for Apply-It Options. Choose one—or both—of the following reinforcement activities to support today's Bible discoveries before the Friendship Finale.



Apply-It Options

Choose one—or both—of these activities to support kids' learning after Bible Discovery.

Explore More

Supplies: Bibles, masking tape, fine-tipped permanent markers

God promised Joshua that he'd be with God's people everywhere they went. Call out all the places you go during the week.

- ② **Which of those places can be hard, lonely, scary, or uncomfortable? Why?**



Distribute Bibles, and help kids find and read Psalm 23:4 together.

Hopefully, places like school or the sports field or home don't feel like the valley of the shadow of death! But they may be places we feel lonely or worried or sad.

- ② **How is it comforting to know God is with you there?**

We don't see God in the same way that we see our friends, so it's easy to forget that he's right beside us. Let's see if this helps us.

Distribute masking tape and markers, and let each child tear off two strips of masking tape, each about 3 inches long. Let kids write "God helps me be brave" on each strip of masking tape, then stick the tape to the bottom of each shoe.

God helps us be brave. (We're brave!) This week, remember that wherever your feet go, God goes with you!



Game

- Form pairs, and have all but one pair link arms. If you have an uneven number of kids, join in the game.
- Have linked pairs scatter around the room.
- One of the "unlinked" partners will be "It," chasing and trying to tag his or her partner (the Runner).
- The Runner can weave between all the linked pairs to keep away from It.
- If the Runner links arms with any pair, he or she is safe. When that happens, the person in the pair that the Runner *didn't* link to becomes the Runner. If It tags the Runner, they switch roles.
- Play for several minutes.
- ② **Runners, how did you feel as you ran away?**
- ② **How did you feel when you were linked with a partner?**
- ② **How is that like the way you feel when you know God is with you?**


With a partner by your side, you were safe! That reminds me of the way we can feel safe, secure, and at rest with God by our side. God helps us be brave, (We're brave!) and he promises to always be with us.



Supplies

- Rockette Bible Bible Memory Buddy stickers (1 per child)
- Take-it-Home Flyers (Unit 2, Week 4) (1 per child)

Friendship Finale



Have kids sit in knee-to-knee circles with their Connect Crews.

Rockette, our Bible Memory Buddy, can help us remember that God helps us be brave. (We're brave!) You'll each get a Rockette sticker to help you remember that God is with you throughout your week. You may want to put the sticker in a place where you need to be brave. Crew Guides will give each person a sticker like this.

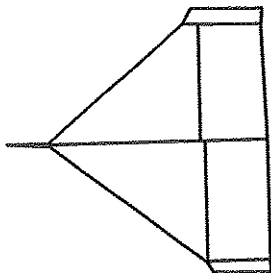

- Ask a willing child to help you demonstrate the following actions.
- Stand up and walk around the child once, just as the Israelites walked around the city of Jericho. Then place the Rockette sticker in the child's open hands.
- As they give each child a Bible Memory Buddy sticker in the same way, Crew Guides say, "[Child's name], **God helps you be brave** and promises to go with you."
- Crew Guides give thumbs-up when everyone has received a sticker.

Saying each child's name in a loving way helps kids simply experience Jesus' love through you!

God gave Joshua a big, hard, and maybe scary job to do. But God didn't leave him alone to do it. God helped Joshua be brave by promising to be with him every step of the way. God helps us be brave, (We're brave!) and you can trust that God goes with you every day.

I'd like to read you something about God's Son, our friend Jesus. As you listen, close your eyes and imagine that the ground you're sitting on is holy, or special, because God is right here with us. Listen as I read about Jesus.

- Read the first section of the Unit 2, Week 4 Take-It-Home Flyer. Then let kids open their eyes.
- **Now I'll give you one of these flyers to help you talk about God's love in your Connect Crews and at home, too. Consider it practice time to help us prepare to boldly talk with friends and family about Jesus.**
- Distribute Take-It-Home Flyers to Crew Guides, and have them share about their own friendship with Jesus as they discuss the "Talk Starter" question and then invite kids to share.
- Kids share prayer requests—things they'd like to tell Jesus—in their Connect Crews.
- Connect Crews pray together.
- Crew Guides distribute Take-It-Home Flyers and follow the directions to help kids fold the paper to "fly" home. ○



Joshua Leads God's People

(Joshua 1:1-11; 5:13-6:27)

"Be strong and courageous! Do not be afraid or discouraged. For the Lord your God is with you wherever you go."

(Joshua 1:9)

God helps us be brave... and promises to go with us.

Has anyone ever dared you to do something brave? Maybe try a "Watch this!" skateboard move or attempt a triple-backflip off a trampoline? Or maybe poke a wasp nest to see what would happen?

Here's something you should know: That's not being brave; it's being silly.

When you go up to a new kid and introduce yourself—that's brave. When you do the right thing when everyone's looking—that's brave. When you do the right thing when *nobody's* looking—that's brave, too.

You should also know this: When you're being truly brave, you're not alone. Jesus is with you. When you stand up straight, take a deep breath, and do that thing you know is right but is also hard, Jesus promises to go with you.


You're not alone.

Talk Starter

Tell about a time you did something silly thinking it was being brave. What did you learn through that experience?

Try This @ Home

Head outside or stand next to a lamp so you can see your shadow. Your shadow's with you even when you can't see it. Tell someone how that's like having Jesus go with you.



Explore More @ Home

Jesus goes with you, too! See Matthew 28:20.




Make this page fly home!

Fold a flyer. When you get home

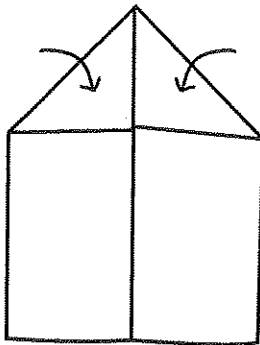
...show a family member how to make a plane like yours, and see if the two of you can fly your planes in formation.

Here's how:

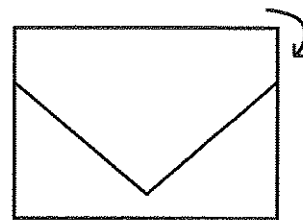
- ① Fold the paper in half lengthwise as shown.



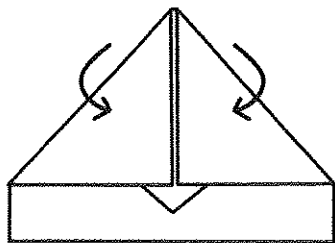
- ② Unfold, and then fold the top two corners to the center line to create flaps.



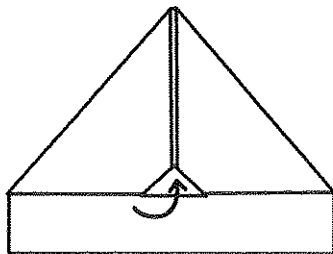
- ③ Fold the peak toward you about an inch from the bottom of the paper.



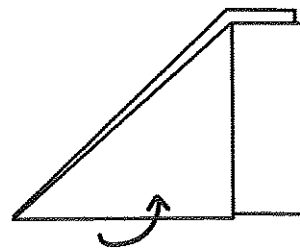
- ④ Fold both top corners into the center line.



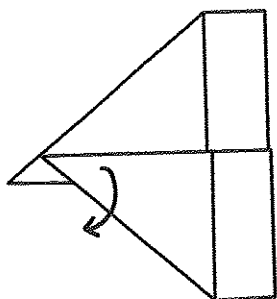
- ⑤ Fold the little tip over the flaps at the center so they stay in place.



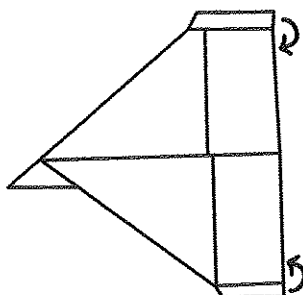
- ⑥ Fold the plane in half.



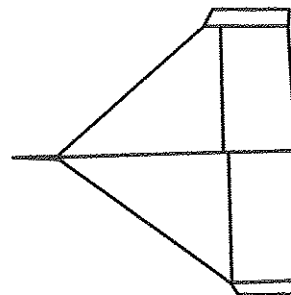
- ⑦ Fold the wings down.



- ⑧ Fold up the edges of each wing.



- ⑨ Take aim, and let it fly!



Joshua Leads God's People

The Promised Land

Joshua 1:1-11; 5:13-6:27

Bible Point


God helps us be brave.

Purpose

God's promises never fail. And when God is asking us to take hold of a promise he's given us, we *can* be brave because no matter what it takes, God will come through. The Israelites were up against a fortified city, but they followed God's directions just as he gave them, and they entered the land God had promised to give them.

What has God promised you? Take a moment today to consider what it means to follow God's instructions as you step into that promise. Choosing to move forward God's way will give you the courage and strength you need.

And as you move courageously forward, bring God's kids with you! Tell them the stories of God's faithfulness to his people in the Bible *and* in your life, too. God guides us all, so follow him as you lead today.



Prayer

God, thanks for your promises and your faithfulness in my life so far. Help me show kids what it means to follow you with courage. In Jesus' name, amen.

Prep

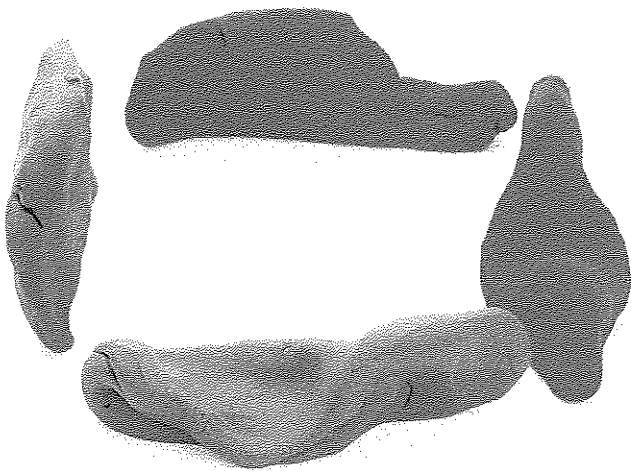
Opening Options	Sing & Play	Bible Discovery & Goodbye Circle	Apply-It Options
<ul style="list-style-type: none"> <input type="checkbox"/> Option Cards* <input type="checkbox"/> <i>Play Dough Splat</i>: play dough <input type="checkbox"/> <i>Streamer Walls</i>: crepe-paper streamers, clear tape <input type="checkbox"/> <i>Music CD</i>* 	<ul style="list-style-type: none"> <input type="checkbox"/> <i>Music Video DVD</i>* <input type="checkbox"/> <i>Buddy Video DVD</i>* <input type="checkbox"/> Rockette Bible Memory Buddy poster* <input type="checkbox"/> media player <input type="checkbox"/> Bible (bookmark Joshua 1:9) 	<ul style="list-style-type: none"> <input type="checkbox"/> "Joshua Leads God's People" Bible Story poster* <input type="checkbox"/> <i>Music CD</i>* <input type="checkbox"/> Rockette Bible Memory Buddy stickers* (1 per child) <input type="checkbox"/> media player <input type="checkbox"/> Bibles (1 per Crew) <input type="checkbox"/> Bible (bookmark Joshua 1:5-6; 6:20) 	<ul style="list-style-type: none"> <input type="checkbox"/> <i>Game</i>: cups, balls <input type="checkbox"/> <i>Food-n-Friendship</i>: snack, napkins, hand cleanser, <i>Music CD</i>*, media player <input type="checkbox"/> <i>Coloring Creation</i>: "Joshua Leads God's People" Coloring Creation pages* (1 per child), crayons, small pieces of gray construction paper, glue sticks, <i>Music CD</i>*, media player

* in your **Simply Loved Kit**



Opening Options

Set up one—or both—of these intro activities to start your time together. Each activity connects kids to the Bible Point and to each other. Cut apart these Option Cards, and place one by each activity you choose. Crew Guides will follow the directions and build friendships with kids as they make discoveries together!



Play Dough Splat

Supplies
play dough

Build walls, then knock them down.

? Tell about something you built.

God helps us be brave. Today we'll hear how God helped his friends be brave. He showed them how to knock down some strong walls so they could move into a new home he had promised to give them.



Streamer Walls

Supplies
crepe-paper streamers, clear tape


Attach streamers to the edge of a table. Then enter "Jericho" by crawling through the crepe-paper streamer wall around the table.

? These streamers remind me of a wall or fence. Where have you seen a wall or fence?

We didn't know what was beyond the crepe-paper streamer wall, so we had to be brave as we entered. Today we'll hear how God helps us be brave and how he helped his friends enter Jericho, a city with strong walls.

Opening

Now's a great time for Opening Options. Choose one—or both—to introduce today's Bible discoveries.



 "The Cleanup Song" (Music CD track 1)

Help kids transition by cleaning up before sitting with their Connect Crews. A Connect Crew is a smaller group of kids with one Crew Guide.

Sing & Play

Welcome

Hello, friends! It's so good to see your happy faces today. Invite everyone to smile. Let's sing our welcome song.

 "Hello, My Friends" (Music CD track 2)

Let's say hello to our Crew Guides. They're our go-to friends who are here to have fun and learn along with us.

- Kids give their Crew Guides a big smile and a "hello!"

Bible Point

Did you know that God helps us be brave? That's our Bible Point today! Every time you hear the words "God helps us be brave!" put your hands on your hips like you're a strong superhero and say, "We're brave!"

Repeat several times.

Repetition cements learning, so be sure to say today's Bible Point A LOT. Have fun with it! Kids will love listening for it and responding with "We're brave!"




We're brave!

Supplies

- Bible
- Music CD
 - "Hello, My Friends"
- Music Video DVD
 - "Guide Me, O Thou Great Jehovah" music video
 - "No Matter What I'm Facing" music video
- Buddy Video DVD
 - Rockette Bible Memory Buddy video (Week 4)
- media player
- Rockette Bible Memory Buddy poster

We're brave because God is with us and will take care of us. We're not alone. Jehovah—which is another name for God—is with us, and God helps us be brave. *(We're brave!)* Let's celebrate with a song.

 "Guide Me, O Thou Great Jehovah" music video



Bible Memory Buddy & Verse


It's time to talk to our friend Buzzly. Buzzly helps us *bee* close friends with God. Let's call for Buzzly. Do what I do!

- Flap hands quickly like a bee.
- Make buzzing sounds.

 Rockette Bible Memory Buddy video (Week 4)

Rockette is a flying squirrel. She can help us remember God helps us be brave. *(We're brave!)*

- Show the Bible Memory Buddy poster.
- Have everyone make wagging tails like Rockette's big fluffy tail by placing their hands behind their backs. Have everyone wave to their friends with their "tails."

 Our Bible Memory Verse comes from the Bible. Show the Bible. **The Bible is God's true story of love. Let's say our Bible verse together. I'll say a line, and then you repeat after me.**


"Be strong and courageous! *(make muscles)*
Do not be afraid or discouraged. *(shake head "no")*
For the Lord your God is with you wherever you go." *(hug self)*
(Joshua 1:9)

God said these words to Joshua. Joshua was the new leader of God's people, and he had a special job to do. But he wasn't alone! God would help him wherever he went. God is with us, too. Let's pretend to go different places. Do what I do. Have everyone march in place and then stop at each place you mention.

- **God is with us at church.** March in place, then stop.
- **And at home.** March in place, then stop.
- **And at the grocery store.** March in place, then stop.
- **And outside.** March in place, then stop.
- **And everywhere!** March in place, then stop.
- **God is with us wherever we go.** March in place.

Let's praise God with another song.

 "No Matter What I'm Facing" music video




Bible Discovery

Hold up a Bible. Today our Bible story tells how God helped his people move into the new land that he promised to give them. God gave their leader, Joshua, strength and courage to do his job, and God helps us be brave, too. (We're brave!) Let's talk about brave people we know.

- Get comfy and sit in knee-to-knee circles with Connect Crews.
- **Who do you know who needs to be brave when doing their job?** Invite Crew Guides to share first.
- Crew Guides give thumbs-up when everyone has shared.

Joshua had to be brave in his job, especially because he was the *new* leader of God's people. But God promised to help Joshua. Listen to what God said to him.

 Read aloud Joshua 1:5-6.

Next God told Joshua what to do in his job. Do what I do!

- Make muscles to show Joshua needed to be strong and courageous.
- Pass open Bibles around Crews to show Joshua learned God's directions in the Bible.
- Pass around Bibles again and nod "yes" to show Joshua followed God's directions.

God told Joshua he'd be with him the whole time, and when Joshua followed God's directions, God's people would be able to move into the land God promised them. So Joshua was brave, and he did what God said.


But Joshua wasn't the only one who had to be brave. God told all his people to be brave because he had a special plan for them to live in the new land where Jericho was. Let's keep acting out what happened.


- Show the Bible Story poster.
- **The place where God wanted them to live was surrounded by a big, strong wall.** Have kids stand in a shoulder-to-shoulder circle facing out and pretend to be the strong wall.

Supplies

- Bibles
- "Joshua Leads God's People" Bible Story poster

We call helpers Crew Guides. If you lead a small class, you can be the Crew Guide. Simply gather kids in a cozy circle around you. If you have helpers, form smaller groups so each child can be known—and so kids can befriend your helpers, too!

 Read the verses from the Bible. You're showing kids that God's Word is special. And don't worry; we've kept the verses short for young attention spans.




So God told the Israelites to march around that city wall. God said, “March around the wall and blow your trumpets one time each day.”

- Crew Guides march around the wall one time and make horn noises.
- Once Crew Guides have marched all the way around, have them pretend to sleep.
- Do this six times. Remind the “wall” to stand strong.

Repeat, repeat! Feel free to do activities more than once. You'll give kids time to catch on, jump in, and have fun!

Like we marched around six times, God's people did, too. On the seventh day, God had them march around the wall seven times! Crew Guides march around the wall seven times and make horn noises.

- **After seven times around, Joshua told the people to shout, and when they did, the wall came down!** Crew Guides shout, and then the kids pretend to be the wall falling down.
- If time allows, let kids and Crew Guides switch roles and repeat the seventh day only.

 Read aloud Joshua 6:20.

Wow! The Israelites did just as God said, and the wall came down so they could move into the place God had promised them. But that doesn't mean it was easy—they had to be brave and remember God was with them. God helps us be brave, too. (We're brave!) God is always with us and on our side. Let's circle up and talk in our Crews again.

- Have Crews get in knee-to-knee circles.
- **What's something you have to be brave about? Maybe you're learning how to ride a bike or you're going to have a new baby brother or sister in your house. For me...** Share an example from your own life to begin.
- Crew Guides give thumbs-up when everyone has shared.
- **How does knowing God's with you in that situation help you be brave?** Invite a few responses from the whole group.

Welcome a few responses. Be sure to summarize what kids say so everyone can hear.

God helps us be brave. (We're brave!) Whatever we're facing, we can ask God what to do, and he'll help us follow him and be brave! Let's thank God with a cheer! Have kids crouch down low, then jump and shout, “God helps us be brave. Hooray!”

Now's a great time for Apply-It Options. Choose one or more that fit your time frame to support today's Bible discoveries before the closing Goodbye Circle.



Apply-It Options


Choose one—or all—of these activities to support kids' learning after Bible Discovery.

Game

Supplies: cups, balls

- Form teams of four. Half the teams line up along one wall, and the other teams line up along the opposite wall.
- Give each team cups and a ball, and have teams work to build cup towers.
- Once towers are built, team member take turns rolling balls across the room to knock down another team's tower. The other team then rolls the ball back to knock down the tower on the opposite side of the room.
- Encourage kids to keep building and take turns rolling the ball.

God had a plan for the Israelites to move to a new place, but first they had to knock down a wall. God's power helped them be brave as they marched around that wall. God helps us be brave (We're brave!) when we follow him, too.



Food-n-Friendship


Supplies: snack, napkins, hand cleanser, *Music* CD, media player

- Give a napkin to a friend and say, **"God helps us be brave."** (*We're brave!*)

 **"God, You Are So Good"**
(*Music* CD track 3)

- Eat snack together.
- **When we pray, we talk with God. Who has something we can talk with God about?**
- Pray together.

God helps us be brave. (We're brave!) March around the room like the Israelites marched around the tall wall. But as you march, pick up and throw away trash, pretending it's pieces of the crumbled wall.





Coloring Creation

Supplies: "Joshua Leads God's People" Coloring Creation pages (1 per child), crayons, small pieces of gray construction paper, glue sticks, *Music* CD, media player

God helped the Israelites be brave as they marched around the wall of Jericho. God knew just what to do to make the wall fall. God helps us be brave, too. (We're brave!)

- Talk about what kids see on the picture.
- Color the picture.
- Have kids use glue to attach a small, crumpled piece of gray construction paper to the base of the crumbled wall to show the pieces of the wall that fell down.
- Play music as kids create.

 **"Wherever You Go"**
(Joshua 1:9)
(*Music* CD track 6)



Supplies

- Music CD
 - “Goodbye, My Friends”
 - “Wherever You Go” (Joshua 1:9)
- media player
- Rockette Bible Memory Buddy stickers (1 per child)



Goodbye Circle

It's almost time to say goodbye! Let's sing our goodbye song as we join hands and make one big circle!



“Goodbye, My Friends” (Music CD track 4)

God helps us be brave. (We're brave!) God had a plan for the Israelites, and he has a plan for us, too. Jesus is the most important part of God's plan because he helps us have a forever friendship with God. Jesus loves us so much! Have everyone give themselves a hug.

- Show the Bible Memory Buddy poster, and remind kids that Rockette helps us remember **God helps us be brave. (We're brave!)**
- Invite Crew Guides to give each child a Rockette sticker to wear or take home by “hopping” it to kids like a flying squirrel hops from tree to tree and saying, “[Child's name], **God helps you be brave.**”



“Wherever You Go” (Joshua 1:9) (Music CD track 6)

- Do Bible Memory Verse motions and move to the music!




Saying each child's name in a loving way helps kids simply experience God's love through you!

Joshua Leads God's People

GOD HELPS US BE BRAVE.

Joshua 1:1-11; 5:13-6:27



ROCKETTE

**“Be strong and courageous!
Do not be afraid or
discouraged. For the Lord
your God is with you
wherever you go.”**

(Joshua 1:9)

