

# Jesus Is Baptized

## Jesus Shows He's God's Promised Son

Matthew 3:1-17


Bible Point

**Jesus is God's Son.**

### Purpose

Imagine Jesus showing up at your church one day and asking *you* to teach *him*. That would be mighty overwhelming—but it's what John the Baptist experienced when Jesus requested that John baptize him. Camel-hair-clothed, locust-eating, yelling-into-the-wilderness John felt completely out of his league. But Jesus insisted they follow God's plan. So John took a breath (or maybe two) and baptized Jesus—and the heavens opened as God's Spirit settled on Jesus like a dove, the Holy Trinity on full display.

Your little ones can relate to feeling overwhelmed. This lesson is a wonderful way to help young children learn that even when we feel confused or overwhelmed, we can trust Jesus. Jesus is special, and he wants to be our forever friend—yes, *ours!*



### Prayer

God, thank you for sending your Son, Jesus, to be with us. Please help me lead your little ones to discover that Jesus is your Son and we can always trust and obey him. In Jesus' name, amen.

### Prep

Opening Options	Sing & Play	Bible Discovery & Goodbye Circle	Apply-It Options
<ul style="list-style-type: none"> <li><input type="checkbox"/> Option Cards*</li> <li><input type="checkbox"/> <i>Splishy-Splashy Water</i>: large bowl or container, water</li> <li><input type="checkbox"/> <i>Crayon Rivers</i>: construction paper, crayons</li> </ul>	<ul style="list-style-type: none"> <li><input type="checkbox"/> Music CD*</li> <li><input type="checkbox"/> Music Video DVD*</li> <li><input type="checkbox"/> Buddy Video DVD*</li> <li><input type="checkbox"/> Ray Bible Memory Buddy poster*</li> <li><input type="checkbox"/> media player</li> <li><input type="checkbox"/> Bible (bookmark 1 John 4:10)</li> </ul>	<ul style="list-style-type: none"> <li><input type="checkbox"/> "Jesus Is Baptized" Bible Story poster*</li> <li><input type="checkbox"/> Music CD*</li> <li><input type="checkbox"/> Ray Bible Memory Buddy stickers* (1 per child)</li> <li><input type="checkbox"/> media player</li> <li><input type="checkbox"/> Bible (bookmark Matthew 3:13-14, 17)</li> <li><input type="checkbox"/> spray bottle with water</li> </ul>	<ul style="list-style-type: none"> <li><input type="checkbox"/> <i>Game</i>: no supplies</li> <li><input type="checkbox"/> <i>Food-n-Friendship</i>: snack, napkins, hand cleanser, Music CD*, media player</li> <li><input type="checkbox"/> <i>Coloring Creation</i>: "Jesus Is Baptized" Coloring Creation pages* (1 per child), watercolor paint, small cups of water, paintbrushes, Music CD*, media player</li> </ul>

\* in your **Simply Loved Kit**



# Opening Options

Set up one—or both—of these intro activities to start your time together. Each activity connects kids to the Bible Point and to each other. Cut apart these Option Cards, and place one by each activity you choose. Crew Guides will follow the directions and build friendships with kids as they make discoveries together!



## Splishy-Splashy Water


### Supplies

large bowl or container, water

Wiggle and splash your fingers in the water. Imagine your hand is a boat floating in the water.

**?** How do you like to play in the water?

**Jesus is God's Son.** In today's Bible story, a man named John baptized, or put water on, Jesus in a river.



## Crayon Rivers

### Supplies

construction paper, crayons


Draw a river or stream of water.

**?** When have you spent time with friends or family near water? What did you do together?

**In today's Bible story, a man named John met Jesus at a river. Something special happened, and people saw that Jesus is God's Son.**

# Opening

Now's a great time for Opening Options. Choose one—or both—to introduce today's Bible discoveries.



 "The Cleanup Song" (Music CD track 1)

Help kids transition by cleaning up before sitting with their Connect Crews. A Connect Crew is a smaller group of kids with one Crew Guide.

## Sing & Play

### Welcome

Hello, friends! I'm so happy to see you here today! Let's sing our welcome song.

 "Hello, My Friends" (Music CD track 2)

Let's say hello to our Crew Guides. They're our go-to friends who are here to have fun and learn along with us.

- Kids wave at Crew Guides with jazz hands.

### Bible Point

**Jesus is God's Son. That's our Bible Point today. Every time you hear the words "Jesus is God's Son," raise your hands over your head and move them down to your sides and say "Hallelujah!" Demonstrate. Let's try it together.**

Repeat the Bible Point several times.

**Hallelujah means "Praise God!" We praise God because he gave us Jesus. Jesus is God's Son. (Hallelujah!) Let's praise God! I'll say a praise, then you shout "Hallelujah!" and do the motions with me.**

**We praise God for making the sky. (Hallelujah!)  
We praise God for making the rivers. (Hallelujah!)  
We praise God for helping us when we're afraid. (Hallelujah!)  
We praise God for our families. (Hallelujah!)  
We praise God for Jesus. (Hallelujah!)  
Jesus is God's Son. (Hallelujah!)**

### Supplies

- Bible
- Music CD
  - "Hello, My Friends"
- Music Video DVD
  - "My Lighthouse" music video
  - "Never Let Go of Me" music video
- Buddy Video DVD
  - Ray Bible Memory Buddy video (Week 2)
- media player
- Ray Bible Memory Buddy poster




**Hallelujah!**

Repetition cements learning, so be sure to say today's Bible Point A LOT. Have fun with it! Kids will love listening for it and responding with "Hallelujah!"

Let's sing about following God's Son, Jesus.

 "My Lighthouse" music video

## Bible Memory Buddy & Verse




It's time to talk to our friend Buzzly Bee. Buzzly will tell us more about our Bible Memory Buddy. Let's call for Buzzly. Do what I do!

- Flap hands quickly like a bee.
- Make buzzing sounds.

 Ray Bible Memory Buddy video (Week 2)

**I just love Ray! He's so cute—and Ray can help us remember that Jesus is God's Son. (Hallelujah!)**


- Show the Bible Memory Buddy poster.
- Tell kids that Ray is a glowworm.
- Explain that Ray glows whenever he wants to, and he can make a light that's steady or blinks.
- Have everyone pretend they're glowing like Ray by blinking their eyes several times.

 **Let's shine a light on God's Word, the Bible.** Show the Bible. **The Bible is God's true story of love! Our Bible Memory Verse comes from the Bible. Let's say it together. I'll say a line, and then you repeat after me.**

**"This is real love—** *(make heart shape with your hands)*  
**not that we loved God,** *(shake head "no")*  
**but that he loved us** *(bring hands to chest)*  
**and sent his Son as a sacrifice to take away our sins."** *(wipe palms together)*  
(1 John 4:10)

**When we sacrifice something, we give it up—even if we really like it. God gave up his Son, Jesus. Jesus is God's Son. (Hallelujah!) Let's sing a song to praise God! Look for water in the video!**

 "Never Let Go of Me" music video



# Bible Discovery

**Jesus is God's Son. (Hallelujah!)** Hold up your Bible. **Today our Bible story is about a man named John the Baptist. John knew Jesus would be coming, and he told everyone to get ready.**

- Get comfy and sit in knee-to-knee circles with Connect Crews.
- **When have you been excited that someone was coming?** Invite Crew Guides to share first.
- Crew Guides give thumbs-up when everyone has shared.

**Jesus is God's Son. (Hallelujah!)** But the people in our Bible story weren't sure what Jesus, God's Son, would look like or act like. How would they know it was really him? John the Baptist introduced people to Jesus! Let's introduce each other.

- Have everyone turn to a friend and say, "Hi, I'm [name]."
- The other person then says, "Nice to meet you! I'm [name]."
- Have everyone introduce themselves to a few people.

**John helped people meet Jesus. And I'll need you to help tell our Bible story about John the Baptist. So hop up!** Pause as everyone stands up.

**John the Baptist was a man who loved God. But John was a little bit different from most people: John lived in the wilderness. Not a lot of people live in the wilderness; there's usually just wild animals and maybe some plants. Let's imagine we're in the wilderness. Do what I do!**

- Move arms like a snake slithering.
- Arch your back like a camel traveling through the wilderness.

**Wild animals live in the wilderness, and John was kind of wild himself. Let's pretend to be John.**

- **He wore clothes made out of camel hair. Itchy!** Scratch at your collar and arms.
- **He ate honey. Mmm.** Rub your tummy.
- **And he ate locusts! Those are big bugs kind of like grasshoppers.** Hop three hops like a grasshopper.
- Sit down.

## Supplies

- Bible
- "Jesus Is Baptized" Bible Story poster
- spray bottle with water

We call helpers Crew Guides. If you lead a small class, you can be the Crew Guide. Simply gather kids in a cozy circle around you. If you have helpers, form smaller groups so each child can be known—and so kids can befriend your helpers, too!

**John talked to people next to the Jordan River, which was a big river. Spread your arms wide. He told people to get ready for Jesus to come. Jesus' coming would be special because Jesus is God's Son. (Hallelujah!)**

- Pretend one side of the room is a riverbank, and have everyone follow you to sit along the "riverbank."

**John baptized people who decided to follow God. Baptize means to put water on someone who joins God's family. That means the people who joined God's family got wet!**


- Mist everyone with the spray bottle.

**John talked and baptized people and waited in the wilderness for a long time! And one day, guess who finally came along! It was Jesus!**

- Have everyone wave across the "river" and say, "Hi, Jesus!"

- 🗣️ **How do you say hi to someone you're excited to see?** Invite responses and demonstrations from the whole group.

**John knew that Jesus is God's Son. (Hallelujah!) John also knew God sent Jesus because Jesus had an important job to do. Let's find out what happened when Jesus showed up that day. It might surprise you!**

 Read aloud Matthew 3:13-14.

**John didn't think he was important enough to baptize Jesus! John said, "I should be coming to you, Jesus, to be baptized." John felt that way because Jesus is God's Son. (Hallelujah!)**

**But Jesus said, "John, we must do everything God tells us to." John thought about it.**

- Have everyone tap their temple and make a "thinking hard" face.

**Then John said, "You're right, Jesus. I will baptize you."**

- Have everyone give a thumbs-up.

**So John baptized Jesus in the Jordan River. Jesus got wet, like this!**

- Mist everyone with water again.

**And when Jesus came up out of the water, something amazing happened in the sky. God's Spirit came down like a dove, or a bird, and settled on Jesus. And people heard God say something. Do this with me!**


- Flitter fingers like a bird high in the air.
- Slowly lower flittering fingers.
- Place hands behind ears as if listening.

**Let's find out what God said about Jesus.**


 Read aloud Matthew 3:17.

This is a great time to explain your church's baptism tradition.

Welcome a few responses. Be sure to summarize what kids say so everyone can hear.

 Read the verses from the Bible. You're showing kids that God's Word is special. And don't worry; we've kept the verses short for young attention spans.





Show the Bible Story poster. Identify the Jordan River, John, Jesus, the dove, and the light from heaven.

**John baptized Jesus, and God really liked it! Jesus was very important. God wanted people to know that Jesus is God's Son. (Hallelujah!)**

- 🔗 **Who is someone important to you?** Invite Crew Guides to share first.
- 👍 Have Crew Guides give thumbs-up when everyone has shared.

**Jesus is the most important person in the world—and John knew that. He thought Jesus, God's Son, should be the one baptizing *him*. But God had a plan because Jesus is God's Son. (Hallelujah!)**

**John the Baptist shows us that we can always trust and follow God's plan. We follow Jesus because Jesus is God's Son. (Hallelujah!) Do this with me.**

- 👍 **Jesus is God's special Son and he loves us.** Hug yourself.
- 👍 **Jesus is God's special Son, and he is with us when we wake up** (stretch arms up and yawn) **and when we go to sleep** (lay your head on your hands).
- 👍 **Jesus is God's special Son, and he wants to be our friend.** High-five a friend.

**Jesus is God's Son. (Hallelujah!)**

Now's a great time for Apply-It Options. Choose one or more that fit your time frame to support today's Bible discoveries before the closing Goodbye Circle.


# Apply-It Options

Choose one—or all—of these activities to support kids' learning after Bible Discovery.

## Game

Play a version of Follow the Leader—but in a boat! Have children form a line and pretend to row their boat across a river. The leader leads the group around the room, telling children when to row, when to stop, when to turn, and which side to row on. If you'd like, have children take turns leading a few rounds.


**John baptized his friend Jesus in the river. Jesus is God's Son!**  
(Hallelujah!)



## Food-n-Friendship


**Supplies:** snack, napkins, hand cleanser, *Music CD*, media player

- Give a napkin to a friend and say, **"Jesus is God's Son."** (Hallelujah!)

 **"God, You Are So Good"**  
(*Music CD* track 3)

- Eat snack together.
- ❓ **When we pray, we talk with Jesus. Who has something we can talk with Jesus about?**
- Pray together.
- Have kids help clean up the snack area.

**Jesus is God's Son. (Hallelujah!)  
I'm so pleased with how you've cleaned up our snack. Thank you!**




## Coloring Creation

**Supplies:** "Jesus Is Baptized" Coloring Creation pages (1 per child), watercolor paint, small cups of water, paintbrushes, *Music CD*, media player

**Jesus is the most important person in the world—and Jesus is God's Son. (Hallelujah!) Best of all, he loves us and we can always trust him!**

- Talk about what John and Jesus are doing in the picture.
- Paint the picture with watercolor paint. Remind kids not to use too much water!
- Play music as kids create.

 **"His Great Love"**  
(*Music CD* track 7)





# Goodbye Circle

It's almost time to say goodbye! Let's sing our goodbye song as we join hands and make one big circle!


## "Goodbye, My Friends" (Music CD track 4)

**Jesus is God's Son. (Hallelujah!) God told the people at the river that he loved Jesus and that Jesus brought him great joy. And guess what! You all bring me great joy, too. And I know that God loves all of us so much!**

- Show the Bible Memory Buddy poster, and remind kids that Ray helps us remember **Jesus is God's Son. (Hallelujah!)**
- Invite Crew Guides to give each child a Ray sticker to wear or take home. Have kids open and close their hands in front of them to "blink" like a glowworm. Crew Guides can place a sticker in each child's hands. As Crew Guides give the sticker, have them say, "[Child's name], you are dearly loved, and you bring God great joy."


## "His Great Love" (Music CD track 7)

- Do Bible Memory Verse motions and move to the music!




### Supplies

- Music CD
  - "Goodbye, My Friends"
  - "His Great Love"
- media player
- Ray Bible Memory Buddy stickers (1 per child)




Saying each child's name in a loving way helps kids simply experience God's love through you!



# Jesus Is Baptized

# JESUS IS GOD'S SON.


Matthew 3:1-17



**“This is real love—not that we loved God, but that he loved us and sent his Son as a sacrifice to take away our sins.”**

(1 John 4:10)

**RAY**



# Jesus Is Baptized

Jesus Shows He's God's Promised Son  
Matthew 3:1-17


Bible Point

**Jesus is God's Son...and there's no one like him.**

## Purpose

It's hard to imagine what John the Baptist was *really* thinking on the day Jesus showed up at the Jordan River to be baptized. Probably a lot like you'd feel if Jesus showed up in your classroom one day! Most people would feel unworthy and might even wonder what Jesus was up to. But John obeyed and baptized Jesus—and something amazing happened. The heavens opened, and God's Spirit settled on Jesus like a dove: the Holy Trinity.

Consider today another opportunity to introduce kids to your one-of-a-kind, almighty friend, Jesus. His Spirit is with you!



## Prayer

Dear God, thank you for sending your Son, Jesus, to be with us. And, Jesus, thanks that you'll be with me as I lead kids today. In your name, amen.

## Prep

Opening Options	Sing & Play	Bible Discovery & Friendship Finale	Apply-It Options
<ul style="list-style-type: none"> <li><input type="checkbox"/> Option Cards*</li> <li><input type="checkbox"/> <i>Totally Unique Legos:</i> Legos</li> <li><input type="checkbox"/> <i>Shadow Drawings:</i> lamp or flashlights, dark-colored plastic tablecloths, paper, colored pencils</li> </ul>	<ul style="list-style-type: none"> <li><input type="checkbox"/> countdown video*</li> <li><input type="checkbox"/> <i>Music Video DVD*</i></li> <li><input type="checkbox"/> <i>Buddy Video DVD*</i></li> <li><input type="checkbox"/> Ray Bible Memory Buddy poster*</li> <li><input type="checkbox"/> media player</li> <li><input type="checkbox"/> Bible (bookmark 1 John 4:10)</li> </ul>	<ul style="list-style-type: none"> <li><input type="checkbox"/> "Jesus Is Baptized" Bible Story poster*</li> <li><input type="checkbox"/> Ray Bible Memory Buddy stickers* (1 per child)</li> <li><input type="checkbox"/> Take-It-Home Flyers* (Unit 3, Week 2) (1 per child)</li> <li><input type="checkbox"/> Bible (bookmark Matthew 3:2, 4-6, 11, 13-14, 16-17)</li> <li><input type="checkbox"/> paper, colored pencils</li> <li><input type="checkbox"/> image of the <i>Mona Lisa</i> painting (available through an online image search)</li> <li><input type="checkbox"/> robe</li> <li><input type="checkbox"/> empty paper bag</li> <li><input type="checkbox"/> spray bottle with water</li> </ul>	<ul style="list-style-type: none"> <li><input type="checkbox"/> <i>Explore More:</i> Bibles, paper, pencils</li> <li><input type="checkbox"/> <i>Game:</i> robe</li> </ul>


\* in your **Simply Loved Kit**





# Opening Options

Set up one—or both—of these intro activities to start your time together. Each activity connects kids to the Bible Point and to each other. Cut apart these Option Cards, and place one by each activity you choose. Crew Guides will follow the directions and build friendships with kids as they make discoveries together!




## Totally Unique Legos

**Supplies:** Legos

Build a quirky and totally unique house or building using Legos.

**?** What's something unique about you?

**In today's Bible story, a man named John the Baptist got to spend time with Jesus. Jesus is God's Son, and there's no one like him.**



## Shadow Drawings

**Supplies:** lamp or flashlights, dark-colored plastic tablecloths, paper, colored pencils

*If your room is bright, place a dark-colored plastic tablecloth over one side of a table to create a darker area for this activity.*

Hold a hand in front of a light while a friend draws the shadow on a sheet of paper. Then switch places.

**?** How is your shadow drawing like or unlike the real you?

**In today's Bible story, a man named John meets Jesus. Jesus is God's Son. God sent Jesus to earth to teach us about who God is—sort of like God's shadow on earth.**

# Opening

Now's a great time for Opening Options. Choose one—or both—to introduce today's Bible discoveries.



countdown video (1 minute)

Help kids transition, clean up the activities, and sit with Connect Crews. A Connect Crew is a small group of kids with one Crew Guide.

## Sing & Play

Hello, friends. Welcome! I'm so excited to see you today. Get ready to have some fun! Let's start with a song.



"My Lighthouse" music video

### Bible Point

**Jesus is God's Son. That's our Bible Point today. Every time you hear the words "Jesus is God's Son," you'll say "Hallelujah!" Hallelujah means "Praise God!" Let's try this together. Every time you hear the words "Jesus is God's Son," do this.**

- Extend arms overhead and down to your sides as you say "Hallelujah!"
- Repeat several times.

Repetition cements learning, so be sure to say today's Bible Point A LOT. Have fun with it! Kids will love listening for it and responding with "Hallelujah!"

**God loves us so much that he sent his only Son, Jesus, to be with us. Jesus is God's Son. (Hallelujah!) Let's celebrate Jesus by singing another song.**



"Never Let Go of Me" music video

### Supplies


- Bible
- media player
- *Music Video* DVD
  - "My Lighthouse" music video
  - "Never Let Go of Me" music video
  - "I'm Trusting You" music video
- *Buddy Video* DVD
  - Ray Bible Memory Buddy video (Week 2)
- Ray Bible Memory Buddy poster



Hallelujah!

## Bible Memory Buddy & Verse

Let's check in with our Bible Memory Buddy. It's Ray the glowworm. How much do you know about glowworms? Let's find out with a This-or-That Challenge! You'll hear two fun facts about glowworms like Ray. It's up to you to decide which is true—this fact or that!



- ❓ Do most glowworms have a very large mouth that takes up most of their face...or no mouth at all?
- Have everyone open their mouths as wide as possible to vote for *this* (a very large mouth) or pinch their lips tightly closed for *that* (no mouth at all).
- Make a drumroll sound by patting your thighs or the floor.
- Dramatically give the answer: **Most adult glowworms don't have a mouth!**
- Watch the Bible Memory Buddy video.



Ray Bible Memory Buddy video (Week 2)



Show the Bible. **The Bible is God's true story of love. The Bible is made up of different kinds of writing. Our Bible Memory Verse comes from the New Testament section of letters written to the first churches. Let's say the verse together. I'll say a line, and then you repeat after me.**

**"This is real love—***(make heart shape with your hands)*  
**not that we loved God,** *(shake head "no")*  
**but that he loved us** *(bring hands to chest)*  
**and sent his Son as a sacrifice to take away our sins."** *(wipe palms together)*  
(1 John 4:10)

**Jesus is God's Son. (Hallelujah!) There's no one like him. We can trust that Jesus has the power to help us, no matter what we may be going through.**



"I'm Trusting You" music video

# Bible Discovery

## Circle Up & Connect

Let's circle up and spend a little time simply getting to know each other in smaller groups called **Connect Crews**.

- Arrange kids into Connect Crews with one helper—or Crew Guide—per group.
- Invite kids to sit in knee-to-knee circles with their Connect Crews.
- Have kids give their Crew Guides and each other jazz hands.
- Have kids take turns saying their names and answering this question. Crew Guides go first.
- 🔗 **Tell about a time you waited for someone to come visit.**

## The Heart of the Matter

Today in our Bible story we'll hear about a man named **John the Baptist**. He got that name because he baptized people. John told people to turn away from sin and get ready for the Messiah who was going to come. In John's day, people were usually baptized in a river.

But before we dive into the Bible story, let's pause and change focus for a moment. You're about to see one of the most famous paintings in the world, and then you'll do your best to re-create it.

- Distribute paper and colored pencils. Have Crew Guides show their Crews the *Mona Lisa*, either on smartphones or printed out.
- Allow two minutes for kids to re-create the painting, then encourage them to show off their drawings.
- 🔗 **How do your drawings compare to the original painting?**
- Give Crews several minutes to compare their drawings to the painting and discuss.

## Supplies

- Bible
- "Jesus Is Baptized" Bible Story poster
- paper
- colored pencils
- image of the *Mona Lisa* painting (available through an online image search)
- robe
- paper bag
- spray bottle with water

We call helpers **Crew Guides**. If you lead a small class, you can be the Crew Guide. Simply circle up with the kids. If you have helpers, form smaller groups so each child can be known—and so kids can befriend your helpers, too!

Take some time to explain what baptism is like in your church.



The artist, Leonardo da Vinci, was very talented! He was a true master. Imagine Leonardo da Vinci is sitting next to you right now.

🗣️ **What advice would you give Mr. da Vinci about how to paint?** Invite responses from the whole group.

👍 **Do you think you're the right person to give Mr. da Vinci art lessons? Show me a thumbs-up for yes or a thumbs-down for no.**

Hmm. Maybe you feel like you don't have the experience or skills you need to give the famous Mr. da Vinci art lessons. That's a little like how John the Baptist must have felt when Jesus, the Messiah he'd been talking about, actually showed up at the river with him.

## Experience the Bible Story

Now we're going to explore today's Bible passage, and I need your help to tell what happened. First, let's read about one of the main people in this story so we can paint a picture of him in our minds.



Read aloud Matthew 3:4-6.

Put on the robe, and introduce yourself as "John the Baptist." Shake hands and give high-fives.

**You all look hungry. I packed a snack, if you want some.** Look in the paper bag. **Let's see, I have locusts, which are like grasshoppers. If you know what a grasshopper is, go ahead and take a few grasshopper hops.** Pause.

Look in the bag with worry. **Oh, dear. My tasty locusts are all a little sticky because my wild honey spilled everywhere. Sorry. Looks like I won't be sharing today.**

**I admit, I'm unique. My snacks are different, and my camel's hair clothes may be unusual to you, too. I might seem like a wild and crazy guy...wild and crazy for God, that is! Lots of people like yourselves come here to the Jordan River to see me and be baptized with water.**

**It's a huge river!** Point behind everyone. **It's back there behind you, see?** Spread arms to indicate how big it is. **Oh, look out! Don't get washed away. Scoot over here toward me farther up the bank so the water doesn't rush over you.** Mist Crews with water while they move to closer to you.

**Good. Let me tell you, I know that God's kingdom is almost here. In fact, I have an important message for you today.**

🗣️ **Have you ever had an important message to tell someone? How did you get that person's attention?** Invite responses from the whole group.

Move so you are standing behind everyone now, closer to the "river." **Yoo-hoo! I'm over here now! Turn around so you can see me.**

**Hear ye, hear ye! Here's my message.**





Read aloud Matthew 3:2.

**Repent** means to turn your life around—to stop going your way and go God’s way instead. Maybe you can think of times you’ve had to repent. Maybe you stopped picking on someone and said you’re sorry. Or you stopped hogging all the Legos and shared some. Well, I’ve been shouting for people to repent and turn to God for a while now.

**Want to shout with me? Stand up and repeat after me. Cup your hands over your mouth as you shout.**

**Listen up!** Pause for everyone to repeat.

**God is sending Jesus to save us.** Pause.

**Get ready!** Pause

**Okay. Let’s turn this way and shout again.** Point to your left. **People over there need to hear. Louder now!** Repeat the shout. **Good.** Point to your right. **Now one more time in this direction. As loud as you can!** Repeat the shout.

**Great job! If your throat hurts, I recommend eating some wild honey when you get home. For now, you can sit back down on the riverbank with your Crews.**

**I did my best to prepare people for Jesus’ coming and explain how special he’d be. I said:**



Read aloud Matthew 3:11.

**I told people to prepare by turning away from the wrong things they were doing and get ready. The Messiah was coming! Then one day, it happened.** Pause dramatically.

**One day...Jesus himself showed up. Imagine that! What would *you* do? Circle up in your Crews again, and talk about that.**

🗣️ **What do you think you’d do if Jesus showed up right now?**

- Give Crews several minutes to discuss.

**It’s safe to say we might be caught a little off guard if Jesus suddenly appeared. Here’s what happened when Jesus showed up at the river.**




Read aloud Matthew 3:13-14.

**I’ll be honest; even though I’d been talking about it forever, when Jesus was *actually* right in front of me, I was pretty blown away. I mean, the Messiah God had promised for so long was right here! Point at the “river.”**

**And then, Jesus asked me—*me*—to baptize *him*.**

**I was shocked. Can you make your best shocked faces with me?** Pause. **And I froze! Everyone freeze right where you are!** Freeze for several seconds, then have everyone relax again.



**I couldn't imagine baptizing the Messiah! He didn't need to repent; I did! I felt so unworthy! I said, and I quote, "I am the one who needs to be baptized by you. So why are you coming to me?"**

**Cup hand by mouth and whisper. I know—I kind of sassed my Lord. I chalk it up to being super surprised. I think he understood. And Jesus said back to me, "It should be done, for we must carry out all that God requires."**

**How do you argue with that? So Jesus came down into the river with me. Mist everyone again. I baptized him.**

**Baptizing someone is a big deal. It's recognizing that person as part of God's family. And Jesus is God's Son—he's already in God's family! God proved to everyone that Jesus was special in a holy and one-of-a-kind way. Here's what happened.**



Read aloud Matthew 3:16-17.

Show the Bible Story poster. **It was incredible! This picture may help you envision it. God, the Holy Spirit, and Jesus were all together. Years later, people will call that the Trinity, all three together, showing that there never was, nor ever will be, one like Jesus. Jesus is God's Son. (Hallelujah!) I've baptized a lot of people, but there is no one like Jesus.**

**Friends, will you stand up with me again? But this time spread out so you aren't too close to anyone, and face away from me. Pause while people move.**

**Jesus is the only one who lived on earth and never sinned. Only Jesus has the power to forgive us. Only Jesus can help us be close friends with God. When we sin and make a wrong choice, we can talk to Jesus about it. Jesus will forgive us. He won't dunk us in a river, but he *will* wash away our sin and give us a fresh start. There's no one like Jesus.**

**As you stand there, silently talk to Jesus about something you might need to repent of: a lie, a bad attitude, or being mean. Think about that with Jesus now. Pause for several seconds.**

**Now, on the count of three, turn around and face me again. It'll be like a fresh start! One, two, three!**

**Jesus is God's Son. (Hallelujah!) There's no one else like him.**

Now's a great time for Apply-It Options. Choose one—or both—of the following reinforcement activities to support today's Bible discoveries before the Friendship Finale.

# Apply-It Options

Choose one—or both—of these activities to support kids' learning after Bible Discovery.

## Explore More

**Supplies:** Bibles, paper, pencils

**Jesus is God's Son, (Hallelujah) and there is no one else like Jesus. We can love and follow Jesus and still not completely understand how special and awesome he is. Let's read something Jesus said to his friends, the disciples.**



Distribute Bibles, and help kids find and read John 14:6-7 together.

**Whoa! Jesus is the way for us to be close friends with God—because he is God.**

**It's okay to have questions as we grow closer to Jesus. I know I still have questions, too!** Share a question you might have for Jesus. For example, "Did a dove really come from the sky?" or "Why doesn't everyone believe in you?"

Distribute paper and pencils, and have each person write down one question for Jesus.

**Jesus is God's Son. (Hallelujah!) There's no one like Jesus, and we'll learn more and get to know him better and better the longer we're friends with him. Let's pray and talk to Jesus about these questions.**

**Jesus, you are amazing. We might not understand everything about you, but we want to know you more and grow closer to you. We believe in you, and we trust you with these questions. In your name, amen.**

Did a dove  
really come  
from the sky?

Why doesn't  
everyone believe  
in you?

## Game

**Supplies:** robe

**Let's play grab the Camel Coat!**

- Form two teams, and have them line up across opposite sides of the room, facing away from each other.
- Have each team number off, ensuring the same number of people on each team.
- Place the robe used in Bible Discovery in the center of the room.
- Choose and shout out a random number. Say, "Get ready, number..." and then shout a number.
- The kids with that number will turn around and try to be the first to grab the robe and run it back to their team to score a point.
- Return the robe and repeat, calling out different numbers. You can call more than one number at a time, too.
- The team with the most points at the end wins.


**In our game, you got ready to turn around and run. And John got people ready to turn from sin and "run" to new life that only Jesus can give. There's no one like Jesus because Jesus is God's Son. (Hallelujah!)**



## Supplies

- Ray Bible Memory Buddy stickers (1 per child)
- Take-It-Home Flyers (Unit 3, Week 2) (1 per child)

# Friendship Finale



Have kids sit in knee-to-knee circles with their Connect Crews.

**Ray, our Bible Memory Buddy friend, can help us remember that Jesus is God's Son. (Hallelujah!) There's no one else like him. You'll each receive a Ray sticker to help you remember Jesus throughout your week. And just think—if anyone asks you about your sticker, you can tell them about Jesus! Crew Guides will give each person a sticker like this.**

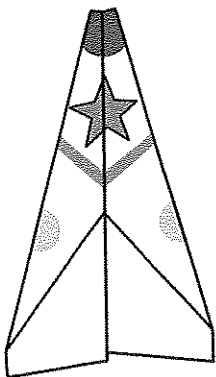

- Ask a willing child to help you demonstrate the following actions.
- Kids will stand in front of their Crew Guides and inch their fingers along their palms like a glowworm to receive a sticker.
- As they give each child a Bible Memory Buddy sticker, Crew Guides say, **"Jesus is God's Son, and he loves you, [child's name]."**
- Crew Guides give thumbs-up when everyone has received a sticker.

**Jesus is God's Son. (Hallelujah!) There is no one like Jesus. Jesus is special because he's God's only Son. God gave us Jesus because he loves us and wants to forgive our sin. Because of Jesus, we can be forever friends with God!**

**I'd like to read you something now about our friend Jesus. As you listen, close your eyes and imagine he's sitting on the riverbank next to you.**

- Read the first section of the Unit 3, Week 2 Take-It-Home Flyer.
- **Now I'll give you one of these flyers to help you talk about Jesus' love in your Connect Crews and at home, too. Think of this as a practice time for talking about Jesus with your family at home.**
- Distribute Take-It-Home Flyers to Crew Guides, and have them share about their own friendship with Jesus as they discuss the "Talk Starter" question.
- Kids share prayer requests—things they'd like to tell Jesus—in their Connect Crews.
- Connect Crews pray together.
- Crew Guides distribute Take-It-Home Flyers and follow the directions to help kids fold the paper to "fly" home. ○

**Saying each child's name in a loving way helps kids simply experience Jesus' love through you!**



## Jesus Is Baptized

(Matthew 3:1-17)

"This is real love—not that we loved God, but that he loved us and sent his Son as a sacrifice to take away our sins."

(1 John 4:10)

## Jesus is God's Son...and there's no one like him.

Let's talk about you for a minute.

You're one-of-a-kind, you know. There's nobody else who sees the world quite like you see it. Nobody else has your exact laugh. Or earlobes. Or fingerprints.

You've got a special list of likes and dislikes. Nobody on this planet is exactly like you. There's never been—and never will be—anyone with your exact blend of strengths and weaknesses, your combination of skills and talents.

There's no one like you except...you. And in that way, you're just like everyone else.

But Jesus is like no one else, ever. Jesus is God's Son.

Only Jesus can save us from our sins. Only Jesus can open the door to heaven and invite us in. Only Jesus is both perfect and perfectly loving.

So isn't it wonderful that the one-of-a-kind Jesus loves the one-of-a-kind you?

### Talk-Starters

Tell about something in your home that could never, ever be replaced. Maybe it's a family heirloom like your great-great-grandfather's pocket watch. Or an old-time photo album. Or Whiskers, your cat. What is it, and why is it so special to you?

### Try This @ Home

Gather everyone you live with, and tell each person something that's special about that person—something positive, fun, and that helps make your family the best it can be.

You give the best hugs.

Your laugh always makes me smile.



### Explore More @ Home

There really isn't anyone else who's like Jesus!  
See John 14:6 and 1 Timothy 2:5.






# Make this page fly home!

Fold a flyer. When you get home

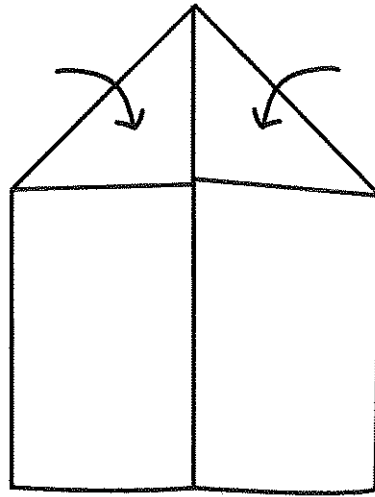
...use markers, stickers, and your imagination to make it look different from any other paper airplane in history—a limited-edition flyer!

## Here's how:

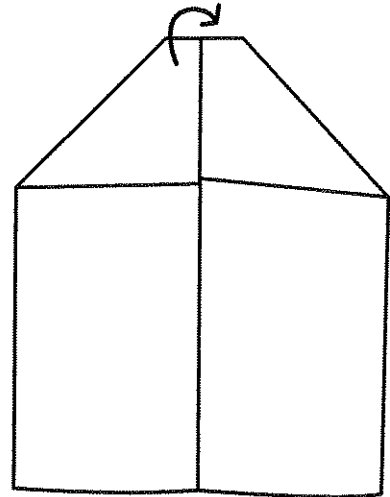
- 1 Fold the paper in half lengthwise as shown.



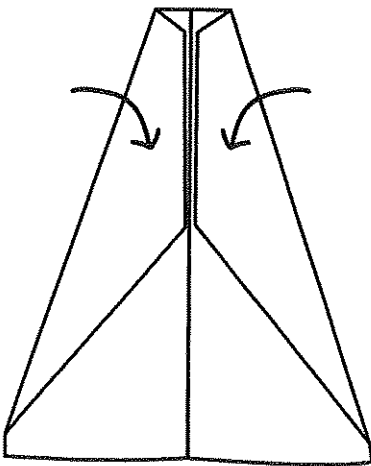
- 2 Fold both upper corners to the center.




- 3 Fold down the top peak.




- 4 Fold both upper edges to the center line.



- 5 Fold in half.



- 6 Fold out the first and second wings.



- 7 Take aim, and let it fly!

