

John the Baptist Tells About Jesus

Jesus Shows He's God's Promised Son

John 1:1-28

Bible Point


Jesus is God's Son...and brings light to everyone.

Purpose

What messages do you give people you love? Maybe it's a text message that says "Thinking of you" or an "I love you" at the end of a phone call. Our words bring light and life to those we love.

Jesus is the Word sent from God to our world. His message is one of love and light, too. John the Baptist prepared God's people to receive God's message and announced that this Word was for the whole world.

Jesus, God's Son, isn't here on earth anymore, but he still brings light to kids' lives today. In their moments of darkness, Jesus' friendship shines so bright. Consider this lesson a message from God to them—and to you, too. No matter the darkness, Jesus' light shines. Reflect his light today as you lead.



Prayer

Dear God, thank you for sending your Son, Jesus, to be our light and our friend. Jesus, I welcome your light into my life and into my classroom today. In your name, amen.

Prep


Opening Options	Sing & Play	Bible Discovery & Friendship Finale	Apply-It Options
<input type="checkbox"/> Option Cards* <input type="checkbox"/> <i>Lego Maze</i> : Legos <input type="checkbox"/> <i>Constellations</i> : lamp or flashlights, dark-colored plastic tablecloths, paper, colored pencils	<input type="checkbox"/> countdown video* <input type="checkbox"/> <i>Music Video</i> DVD* <input type="checkbox"/> <i>Buddy Video</i> DVD* <input type="checkbox"/> Ray Bible Memory Buddy poster* <input type="checkbox"/> media player <input type="checkbox"/> Bible (bookmark 1 John 4:10)	<input type="checkbox"/> "John the Baptist Tells About Jesus" Bible Story poster* <input type="checkbox"/> Ray Bible Memory Buddy stickers* (1 per child) <input type="checkbox"/> Take-It-Home Flyers* (Unit 3, Week 1) (1 per child) <input type="checkbox"/> Bible (bookmark John 1:1-2, 4-5, 6-9, 15, 23) <input type="checkbox"/> several strands of Christmas lights	<input type="checkbox"/> <i>Explore More</i> : Bibles, smartphones or flashlights, washable markers <input type="checkbox"/> <i>Game</i> : no supplies

* in your **Simply Loved Kit**



Opening Options

Set up one—or both—of these intro activities to start your time together. Each activity connects kids to the Bible Point and to each other. Cut apart these Option Cards, and place one by each activity you choose. Crew Guides will follow the directions and build friendships with kids as they make discoveries together!



Lego Maze

Supplies: Legos

Make a maze out of Legos.

? Tell about a time you followed a path. Was it clear, or were there obstacles?

Jesus is God's Son. John the Baptist told people that Jesus, God's special Son, was coming. John said to make a path and clear the way for Jesus' arrival.



Constellations

Supplies: lamp or flashlights, dark-colored plastic tablecloths, paper, colored pencils

If your room is bright, place a dark-colored plastic tablecloth over one edge of a table to create a darker backdrop to shine light on.

Draw a constellation on a small piece of paper, then use a colored pencil to poke holes through your marks. Shine light through the holes and onto the tablecloth or a wall.

? If you could name a star, what would you name it? Tell why.

Today we'll read from the Gospel of John in the Bible. John wanted people to know that Jesus was with God in the beginning, when the moon and stars were created! **Jesus is God's Son.** And Jesus is our forever friend who brings us light and life. How cool is that?

Opening

Now's a great time for Opening Options. Choose one—or both—to introduce today's Bible discoveries.



countdown video (1 minute)

Help kids transition, clean up the activities, and sit with Connect Crews. A Connect Crew is a small group of kids with one Crew Guide.

Sing & Play

Hello! Welcome, welcome, everyone. You've brightened my day just by being here. And God is here with us, too. Let's praise God with a song!



"Guide Me, O Thou Great Jehovah" music video

Bible Point

Today we'll explore how **Jesus is God's Son**. That's our Bible Point. So every time you hear the words "**Jesus is God's Son**," do what I do.

- Extend arms overhead and down to your sides as you say "Hallelujah!"
- Repeat several times.

Repetition cements learning, so be sure to say today's Bible Point A LOT. Have fun with it! Kids will love listening for it and responding with "Hallelujah!"

Hallelujah means "praise God." We praise God by remembering all God has done for us and saying thank you. Let's praise God now with another song!



"Thankful" music video

Supplies


- Bible
- media player
- *Music Video DVD*
 - "Guide Me, O Thou Great Jehovah" music video
 - "Thankful" music video
 - "My Lighthouse" music video
- *Buddy Video DVD*
 - Ray Bible Memory Buddy video (Week 1)
- Ray Bible Memory Buddy poster



Hallelujah!

Bible Memory Buddy & Verse

Ray is our Bible Memory Buddy! Show the Bible Memory Buddy poster. Ray is a glowworm. He lights up dark spaces in a pretty cool way. I wonder, how much do you already know about glowworms? Let's find out with a This-or-That Challenge! You'll hear two fun facts about glowworms. It's up to you to decide which is true—this fact or that!



- ❓ What part of a glowworm's body lights up? Is it the top of its body or the bottom?
- Have everyone point up to vote for *this* (top) or point down to vote for *that* (bottom).
- Make a drumroll sound by patting your thighs or the floor.
- Dramatically give the answer: **It's the bottom! And female glowworms are especially bright! Let's find out more.**
- Watch the Bible Memory Buddy video to meet Ray.



Ray Bible Memory Buddy video (Week 1)



Show the Bible. **The Bible is God's true story of love! The Bible may seem like a big book for grown-ups, but it's for everyone! Our Bible Memory Verse is 1 John 4:10. Let's say the verse together. I'll say a line, and then you repeat it after me.**

**"This is real love—(make heart shape with your hands)
not that we loved God, (shake head "no")
but that he loved us (bring hands to chest)
and sent his Son as a sacrifice to take away our sins." (wipe palms together)**
(1 John 4:10)

Ray's shining light can help us remember that Jesus is God's Son. (Hallelujah!)

Have you ever seen a lighthouse? Lighthouses are tall towers near water that guide boats to the shore. Jesus is kind of like a lighthouse. His light shines in dark times and helps us see how much we're loved. Let's sing another song to our lighthouse—Jesus!



"My Lighthouse" music video

Bible Discovery

Circle Up & Connect

Let's circle up and spend a little time simply getting to know each other in smaller groups called **Connect Crews**.

- Arrange kids into Connect Crews with one helper—or Crew Guide—per group.
- Invite kids to sit in knee-to-knee circles with their Connect Crews.
- Have kids give their Crew Guides two elbow bumps.
- Have kids take turns saying their names and answering this question. Crew Guides go first.
- ❓ **Who is your favorite person to watch on TV? If you could give a message to that person, what message would it be?**

Experience the Bible Story, Part One

Today's Bible story comes from the book of John in the New Testament of the Bible.

Today we'll talk about two people named John. Ask for two willing people to come forward, stand on either side of you, and represent each John throughout the Bible story. Motion to each. **We have This John and That John!** Motion to your right. **This John is Jesus' friend. He wrote the book of John in the Bible. Good job, This John!** Give This John a pat on the back, then turn to the person on your left. **That John, hold tight. We'll get to you soon.**

This John, you'll be our leader and act out everything I tell you to do. Everyone else, watch This John and do what he does.

John wrote about Jesus. So This John, pretend to write. Pause. Don't forget to dip your ancient pen in the ink! Pause. Keep writing, and I'll read what This John wrote.



Read aloud John 1:1-2.

Okay, you can stop writing. Hmm. "In the beginning." Those words sound familiar to me. They sound like the first words in the whole Bible. "In the beginning God created the heavens and the earth."

This John, I think you're trying to tell us something. You're so clever! Give This John another pat on the back. Jesus is the Word, and he was with God when the whole world started. Jesus was there at Creation because Jesus is God's Son. (Hallelujah!)

Let's keep reading. Go ahead and start writing again, This John. Careful, now. Erasers haven't been invented yet. No oopsies. Pause as This John leads everyone to write again.

Supplies

- Bible
- "John the Baptist Tells About Jesus" Bible Story poster
- several strands of Christmas lights

We call helpers Crew Guides. If you lead a small class, you can be the Crew Guide. Simply circle up with the kids. If you have helpers, form smaller groups so each child can be known—and so kids can befriend your helpers, too!

Welcome a few responses. Be sure to summarize what kids say so everyone can hear.



Read aloud John 1:4-5. Then plug the connected strands of Christmas lights into an electrical outlet.

Jesus is the Word from God. That's like saying Jesus is God's message to us. And Jesus is the light that brings life to everyone. So Jesus' light brings us a message. I'll show you the message with these lights.

Invite both Johns to help you shape the connected strands of lights into a big heart on the floor. If possible, have everyone move to stand inside the heart.

God had a message for the world, and that includes us. That message is, "I love you." God sent his special Son, Jesus, who was fully God, to be a human, too. Jesus' life shines God's love in our world that's become rather dark.

? What are some things that have made God's world kind of dark since Creation? Invite responses from the whole group.

Those aren't good things. Sin and selfishness, lies and hurt feelings, sickness and storms all make our world dark. But This John wrote that darkness doesn't win! Let's try something. What happens when we turn off the lights in our room? Will the darkness overcome or extinguish these lights? Let's see. Turn off the lights.

Well? Did the darkness extinguish the light? Invite responses. **Nope. And the dark world couldn't blow out Jesus' light either. The darkness just makes the light brighter and more beautiful.** Have everyone step out of the heart and sit in Crews again while the two Johns stay on either side of you.

Turn to This John on your right. **This John, thanks for writing such beautiful words for us to read.** Lead applause for This John, then turn to your left. **That John, it's your turn. You are John the Baptist.** Motion to your right. **This John was Jesus' friend.** Motion to your left. **That John is Jesus' cousin. You have a special job to do. Let's read about it.**



Read aloud John 1:6-9.

Hold up the illuminated strands of lights. John wasn't the light; Jesus was. But John told people about Jesus because the world didn't realize that Jesus is God's Son. (Hallelujah!) They were in the dark. Let's see what that's like.


The Heart of the Matter

Have everyone stand along one wall in your room, facing you and the strands of lights. If possible, make it so there are classroom objects like tables or chairs between you and everyone else.

Please follow my instructions. First, close your eyes. Pause. Close them really tight so all you see is the dark. Pause. Next, take one step forward. Pause. Okay. Now another step. Pause. Okay, one more step forward. Keep your eyes closed!

? What worries you about moving forward in the dark? Invite responses from the whole group.

Welcome responses, and repeat what is said. When you do, you're confirming that you understand and making sure everyone can hear what's said.



Now stop where you are, and, just for a moment, think of a dark time in your life. Perhaps a friend moved away, or someone you love got sick. Maybe you were in trouble and had to go to your room, and that felt like a dark time for you. I'll be quiet for 30 seconds while you think about that dark time. It may feel long, but keep your eyes closed and hang in there.

As kids think, have both Johns help you move the strands of lights so they create a pathway on the floor in your room.


Darkness happens when there isn't any light. But when there *is* light, darkness doesn't stand a chance. Open your eyes! Jesus is God's Son. (Hallelujah!) God's Son, Jesus, can always bring light to dark times.

Turn to That John on your left. **John the Baptist's job was to get people ready for the light. He told people to clear the way for Jesus' coming. Let's circle up and talk in our Connect Crews for a bit.**

- While still on the other side of the classroom obstacles, have Crews sit in knee-to-knee circles.
- ❓ **Think of that favorite person from TV again and imagine he or she is coming to your house today. What would you do to get ready?**
- Crew Guides give thumbs-up when everyone has shared.

You might tell a brother to move his dirty socks from the couch. Or tell a sister to clean up the Legos on the floor so the guest doesn't step on them. Ouch! Everyone hop up and pretend you've stepped on a Lego. Pause. Not cool. You might ask a parent to prepare a special meal or buy special ice cream. On the count of three, shout out the flavor you'd want. One, two, three! Pause. Yum!

Let's get this room ready and clear the way so you all can get to this pathway of light. Direct everyone as they work together to move the classroom objects. Thanks! Now line up at the wall again. Pause. This time keep your eyes *open* and take giant steps toward me. Sit down when you get to the light path. Ready? Go!



Experience the Bible Story, Part Two

Once everyone is sitting by the lights, turn to That John on your left. **That John, thanks for getting the world ready for Jesus.** Show the Bible Story poster. **Take a look. It's John the Baptist, talking to those people about Jesus!**

Let's read what you said, That John. As I read, dramatically move your mouth like you're speaking to a crowd of people. Everyone else, you're the crowd. Watch and listen to That John.



Read aloud John 1:15.

How would you respond to John's message? Show me! Pause, and encourage everyone to cheer or fist pump or jump up and down.

Well, not *everyone* was praising God for this message. Some religious leaders didn't get it. They asked John, "Who are *you*?" Everyone, look at That John, and with attitude say, "Who are *you*?" Pause.

John cleared things up right away and said, "I'm not Jesus." That John, shake your head "no." Pause. Like you really mean it! Pause.

But people were still confused. They asked John if he was a prophet. John said no. Shake your head again, That John. Pause. The religious leaders remembered a specific prophet named Elijah and thought maybe it was him. John said no. Keep shaking your head, That John. Pause.

Finally, they asked again, “Who *are* you?” Everyone, look at That John and ask “Who *are* you?” again. This time, a little more befuddled. Pause. Let’s read That John’s answer.



Read aloud John 1:23.

Motion to both Johns. **This John and That John told about Jesus and why he mattered. Jesus was God’s message of love. And that message would change everything. That message is for each one of you.**


Move the strands of lights so they’re on the floor and woven among the Crews. In case the bulbs are warm, remind kids not to touch them.

Jesus’ love *still* changes our lives, too. It shines in our darkest times and reminds us that no matter what, God loves us, and God sent his only Son, Jesus, to help us and be our friend.

Let’s thank God for his Son, Jesus. As we pray, keep your eyes *open* and look at these lights near you. Let’s pray.

Jesus, you are God. Thanks for coming to earth to be our helper and friend. Help us see your light shining in our lives every day, even when it seems pretty dark. Thanks for your love and your light. Amen.

Now’s a great time for Apply-It Options. Choose one—or both—of the following reinforcement activities to support today’s Bible discoveries before the Friendship Finale.



Apply-It Options

Choose one—or both—of these activities to support kids' learning after Bible Discovery.

Explore More

Supplies: Bibles, smartphones or flashlights, washable markers.



Distribute Bibles, and help kids find and read John 1:8-9 together.

Jesus is God's Son. (Hallelujah!) John wasn't the light; Jesus was! Jesus' light shines for the whole world.

Let's think about something that shines in the dark: the moon!

- Have each child hold up a fist and imagine it's the moon in the sky.

Of course, fists don't shine on their own. And the moon is a satellite that doesn't shine by itself, either. Instead, it reflects the sun's light. Let's imagine flashlights are the sun and make them shine on our fist "moons."

- Have Crew Guides shine light onto each child's fist so that it reflects light.

🕒 **How is John the Baptist's message about Jesus like the moon reflecting the sun's light?**

Jesus shines his light to everyone. We can reflect Jesus' light to the world around us, too.

🕒 **Who can you reflect Jesus' light to this week?**

- As a reminder, have Crew Guides use a washable marker to write that person's name on the child's fist or Bible Memory Buddy sticker at the end of your time together.



Game

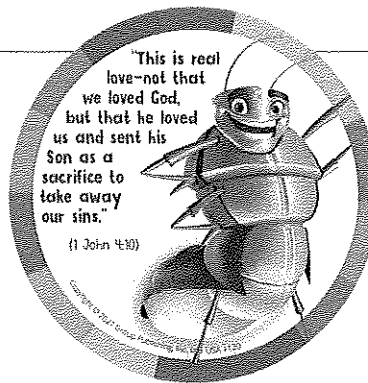
- Have kids stand in a circle.
- Choose one person to be the Guesser.
- While the Guesser's eyes are closed, choose one person to be the Lead.
- Everyone opens their eyes.
- The Lead discreetly starts to move or dance, and everyone else does what the Lead does.
- The Guesser has three chances to correctly identify the Lead.
- Play again, choosing a new Guesser and Lead.
- Continue as time allows.

🕒 **How did you figure out who the Lead was?**

In this game, you tried to figure out who the Lead was. And in our Bible story, the religious leaders tried to figure out who John was. But John wasn't hiding anything. He clearly said he wasn't the one they were looking for, because Jesus is God's Son. (Hallelujah!)



Friendship Finale



Ray's glowworm light can help remind us of Jesus. **Jesus is God's Son. (Hallelujah!)** You'll each receive a Ray sticker to help you remember to look for Jesus' light if your week starts to feel a little dark. You can wear your sticker now or take it home with you.

- Ask for a willing Crew to demonstrate the following actions.
- Have Crews huddle together and Crew Guides stand at a distance. When a Crew Guide calls a child's name, Crew members step aside and clear a way for that child to walk to the Crew Guide to receive a sticker. Then that child rejoins the huddle.
- As they give each child a Bible Memory Buddy sticker, Crew Guides say, "**Jesus is God's Son**, and his light shines for you, [child's name]."
- Crew Guides give thumbs-up when everyone has received a sticker.

Jesus' friend named John wrote the book of John in the Bible. John called Jesus the Word. **Jesus is God's Son. (Hallelujah!)** God sent Jesus to bring a new kind of light and life to people who really needed him. We still need Jesus today. Jesus loves and forgives us after we choose our way instead of God's way. And friendship with Jesus can bring light and hope to dark times in our lives.

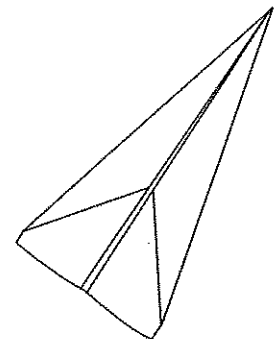

I'd like to tell you more about our friend Jesus. Listen while I read something about him. As you listen, imagine you're outside at night. You don't see streetlights or even the moon and stars. Close your eyes so darkness is all you see. Keep your eyes closed as I read.


- Read the first section of the Unit 3, Week 1 Take-It-Home Flyer.
- **Now I'll give you one of these flyers to help you talk about Jesus' love in your Connect Crews and at home, too. Think of this as a practice time for talking about Jesus with your family at home.**
- Distribute Take-It-Home Flyers to Crew Guides, and have them share about their own friendship with Jesus as they discuss the "Talk Starter" question.
- Kids share prayer requests—things they'd like to tell Jesus—in their Connect Crews.
- Connect Crews pray together.
- Crew Guides distribute Take-It-Home Flyers and follow the directions to help kids fold the paper to "fly" home. ○

Supplies

- Ray Bible Memory Buddy stickers (1 per child)
- Take-It-Home Flyers (Unit 3, Week 1) (1 per child)

Saying each child's name in a loving way helps kids simply experience Jesus' love through you!





John the Baptist Tells about Jesus

(John 1:1-28)

"This is real love—not that we loved God, but that he loved us and sent his Son as a sacrifice to take away our sins."

(1 John 4:10)

Jesus is God's Son...and brings light to everyone.

If you're sometimes scared of the dark, that's okay. Lots of people are.

Because there are different kinds of dark. There's the dark of your room at night—that's probably not so bad. But what about the dark that's waiting in the woods at night? Or the dark of walking through a really tough time?

Dark can be scary, but there's something that fixes all that...

Light!

Light chases away darkness. That's what John the Baptist told everyone. "There's a light coming," he'd say, "and it will change everything!" Then Jesus showed up, and the world has never been the same.

When you know Jesus—when he's your friend—there's light with you all the time. There's even his light inside you, shining out for others to see.

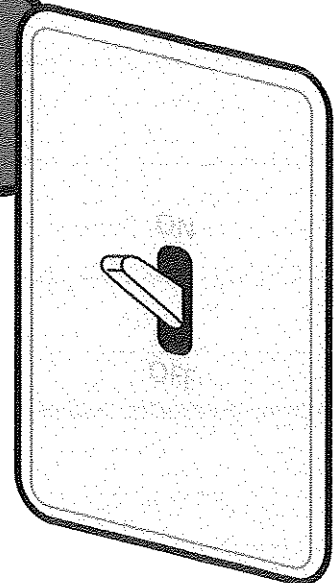
So you don't need to be afraid of the dark. There's something—Someone—with you who's stronger than every kind of darkness: Jesus!

Talk Starter

Tell about a time you were in the dark and it was scary. Where were you, and what happened?

Try This @ Home

Count all the light switches where you live. As you touch each one, pray, "Jesus, thank you for being a light in my life!"



Explore More @ Home

God is all about light! See Psalm 119:105 and Isaiah 9:1-2.



Make this page fly home!


Fold a flyer. When you get home



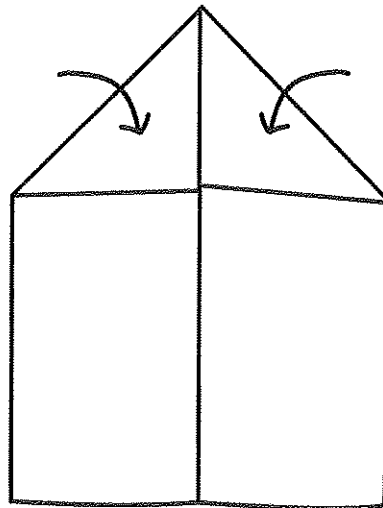
...open a closet door and see if you can fly it into the closet to land on a shelf. When you succeed, close the closet door—your airplane's not afraid of the dark!

Here's how:

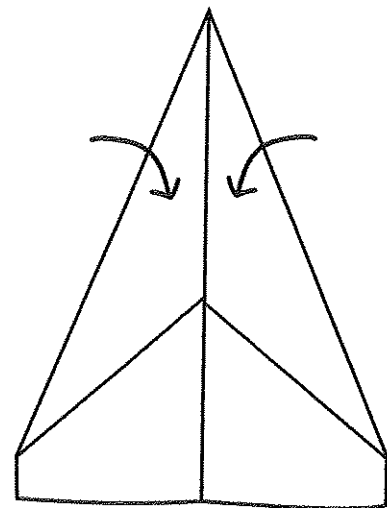
- ① Fold the paper in half lengthwise as shown.



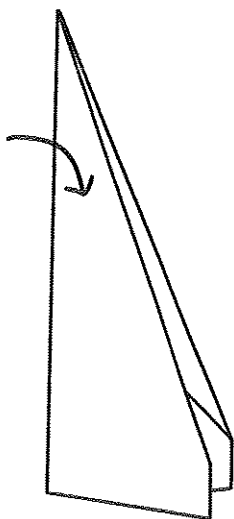
- ② Unfold, and then fold the top two corners to the center line to create flaps.



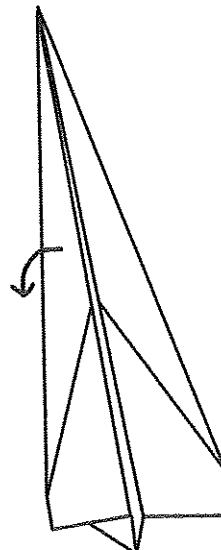
- ③ Fold the top edges to the center of the paper.



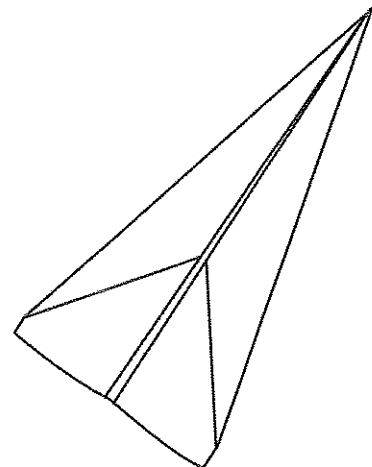
- ④ Fold the plane in half.



- ⑤ Fold the wings down to meet the bottom edge of your plane's body.



- ⑥ Take aim, and let it fly!



John the Baptist Tells About Jesus

Jesus Shows He's God's Promised Son

John 1:1-28

Bible Point


Jesus is God's Son.

Purpose

Have you ever waved at or called out to the wrong person, thinking they were someone they weren't? People in the Bible mistook John the Baptist for the Messiah, and John clarified, "Nope. It's not me! But here's what you need to do to get ready for him."

Jesus was there when God created light, and now he'd shine God's light in our dark world. Jesus came to show us who God is and how much he loves you, me, and all those little ones you're teaching. That is what John the Baptist was trying to help all his listeners understand.

This week, reintroduce your young friends to God's special Son, Jesus—their light, their hope, and their forever friend.



Prayer

God, help the children understand how much you love them. Thanks for loving me, too. In Jesus' name, amen.

Prep


Opening Options	Sing & Play	Bible Discovery & Goodbye Circle	Apply-It Options
<input type="checkbox"/> Option Cards* <input type="checkbox"/> <i>Bubble Paths</i> : large bowl or container, warm water, dish soap <input type="checkbox"/> <i>Mega-Messages</i> : construction paper, crayons	<input type="checkbox"/> <i>Music</i> CD* <input type="checkbox"/> <i>Music Video</i> DVD* <input type="checkbox"/> <i>Buddy Video</i> DVD* <input type="checkbox"/> Ray Bible Memory Buddy poster* <input type="checkbox"/> media player <input type="checkbox"/> Bible (bookmark 1 John 4:10)	<input type="checkbox"/> "John the Baptist Tells About Jesus" Bible Story poster* <input type="checkbox"/> <i>Music</i> CD* <input type="checkbox"/> Ray Bible Memory Buddy stickers* (1 per child) <input type="checkbox"/> media player <input type="checkbox"/> Bible (bookmark John 1:4-5, 19-23) <input type="checkbox"/> flashlight	<input type="checkbox"/> <i>Game</i> : no supplies <input type="checkbox"/> <i>Food-n-Friendship</i> : snack, napkins, hand cleanser, <i>Music</i> CD*, media player <input type="checkbox"/> <i>Coloring Creation</i> : "John the Baptist Tells About Jesus" Coloring Creation pages* (1 per child), crayons, yellow glitter, glue sticks, <i>Music</i> CD*, media player

* in your *Simply Loved Kit*



Opening Options

Set up one—or both—of these intro activities to start your time together. Each activity connects kids to the Bible Point and to each other. Cut apart these Option Cards, and place one by each activity you choose. Crew Guides will follow the directions and build friendships with kids as they make discoveries together!



Bubble Paths


Supplies

large bowl or container, warm water, dish soap

Use your hands to mix a little bit of warm water and a good amount of dish soap in a large bowl or container to make bubbles. The more you swish, the more bubbles you'll make! Then create pathways through the bubbles.

? Tell about a fun path you've taken.

We made pathways in the bubbles. A pathway takes us from one place to another. Today we'll find out Jesus makes a pathway for us to become God's friend because Jesus is God's Son!



Mega-Messages

Supplies

construction paper, crayons

Decorate a piece of paper, and then roll it into a megaphone. Use the megaphone to say kind messages to friends.

? When have you heard someone shout a message?

Today we'll hear about a man who had a very important message: Jesus is God's Son!


Opening

Now's a great time for Opening Options. Choose one—or both—to introduce today's Bible discoveries.



"The Cleanup Song" (*Music CD track 1*)

Help kids transition by cleaning up before sitting with their Connect Crews. A Connect Crew is a smaller group of kids with one Crew Guide.



Sing & Play

Welcome

Hello, friends! We're going to have so much fun today. Let's sing our welcome song.



"Hello, My Friends" (*Music CD track 2*)

Let's say hello to our Crew Guides. They're our go-to friends who are here to have fun and learn along with us.

- Kids give their Crew Guides an elbow bump.

Bible Point

Today we'll find out **Jesus is God's Son**. Every time you hear the words "**Jesus is God's Son**," put your hands above your head and then move them down to your sides and say "**Hallelujah!**" Demonstrate and repeat several times.

Hallelujah means "Praise God!" We praise God because he gave us Jesus. **Jesus is God's Son.** (*Hallelujah!*) Let's praise God! I'll say a praise, then you shout "**Hallelujah!**" and do the motions with me.

We praise God for his love. (*Hallelujah!*)
We praise God for puppies. (*Hallelujah!*)
We praise God for kittens. (*Hallelujah!*)
We praise God for friends. (*Hallelujah!*)
We praise God for Jesus. (*Hallelujah!*)
Jesus is God's Son. (*Hallelujah!*)

Supplies

- Bible
- Music CD
 - "Hello, My Friends"
- Music Video DVD
 - "Thankful" music video
 - "My Lighthouse" music video
- Buddy Video DVD
 - Ray Bible Memory Buddy video (Week 1)
- media player
- Ray Bible Memory Buddy poster




Hallelujah!

Repetition cements learning, so be sure to say today's Bible Point A LOT. Have fun with it! Kids will love listening for it and responding with "Hallelujah!"

Hallelujah! Let's praise God with a song!



"Thankful" music video



Bible Memory Buddy & Verse

It's time to talk to our friend Buzzly Bee. Buzzly will introduce us to a Bible Memory Buddy friend. Let's call for Buzzly. Do what I do!

- Flap hands quickly like a bee.
- Make buzzing sounds.



Ray Bible Memory Buddy video (Week 1)

Show the Bible Memory Buddy poster. **Ray the glowworm is a Bible Memory Buddy who lights up in the night. He helps us remember Jesus is God's Son.** (Hallelujah!)

- Have everyone give big smiles to friends because smiles brighten our day!




Show the Bible. **The Bible is God's true story of love! Our Bible Memory Verse comes from the Bible. Let's say it together. I'll say a line, and then you repeat after me.**

"This is real love— *(make heart shape with your hands)*
not that we loved God, *(shake head "no")*
but that he loved us *(bring hands to chest)*
and sent his Son as a sacrifice to take away our sins." *(wipe palms together)*
 (1 John 4:10)

When we sacrifice, we give up something we really like. Our God loves us so much that he gave his special Son, Jesus. Let's praise God with another song.



"My Lighthouse" music video



Bible Discovery

Hold up a Bible. **Today our Bible story shows us Jesus is God's Son. (Hallelujah!) Jesus was with God when the whole world was created. Wow! Get together with your Crew Guides to talk about that.**

- Get comfy in knee-to-knee circles.
- Have Crew Guides help kids make motions or sounds to identify parts of creation such as water, land, sky, animals, plants, fish, birds, and people. For example, kids might make a wave motion with an arm and say "shh" for water.
- **What part of creation do you really like? Tell why.**
- Crew Guides give thumbs-up when everyone has shared.

Jesus created an amazing world! Listen to what the Bible says.

 Read aloud John 1:4-5.

The Word is another name for Jesus. Jesus gives us life! Let's bring a little life to our room! Have kids wiggle, jump, and take a deep breath.

Jesus is God's Son. (Hallelujah!) And Jesus gives us life. Jesus gives us something else, too! Dim the lights in your room.

God sent his special Son, Jesus, to live with people on earth. The Bible says Jesus brought light into the darkness. Turn on the flashlight, and shine it around the room.


Now that doesn't mean there was no sun in the sky. Jesus bringing light into the darkness is a picture that helps us understand Jesus. Let's do something to think about that.

- Turn off the flashlight. **In the dark we can't see where to go or what's ahead.**
- Turn on the flashlight. **When there's light we can see what's around us, and we can safely walk ahead without hurting ourselves.**
- Turn off the flashlight. **Before Jesus came to live on earth, many people didn't know about God or how to be friends with him.**
- Turn on the flashlight. **Then when Jesus *did* live on earth, he helped them see that God loves them and wants a friendship with them.**
- Turn up the room lights. **It was like Jesus turned on the light in the room so everyone could find out about God. And no one can turn off the light.**

Supplies

- Bible
- "John the Baptist Tells About Jesus" Bible Story poster
- flashlight

We call helpers Crew Guides. If you lead a small class, you can be the Crew Guide. Simply gather kids in a cozy circle around you. If you have helpers, form smaller groups so each child can be known—and so kids can befriend your helpers, too!

 Read the verses from the Bible. You're showing kids that God's Word is special. And don't worry, we've kept the verses short for young attention spans.

Jesus is more important than anyone, ever, because Jesus is God's Son. (Hallelujah!) The Bible tells about a man named John the Baptist who went around telling people to get ready to meet Jesus.

- Show the Bible Story poster, and point out John the Baptist and Jesus.
- Walk around the room together repeating **"Jesus is God's Son"** as everyone responds with **"Hallelujah!"**
- Have everyone return to their seats.


John was getting everyone ready for Jesus to come.

- Give an age-appropriate example of someone kids might like to meet; perhaps a person they watch on TV, a leader at your church, or a musician they like.
- **? What might you do to get ready to meet that special person?**
- Invite responses from the whole group. Kids may mention things like taking a bath, dressing up, or cleaning their home.

Welcome a few responses. Be sure to summarize what kids say so everyone can hear.

Since Jesus is God's Son, (Hallelujah!) he is the most special ever! John the Baptist wanted everyone to know Jesus was coming. God's people had been waiting for a long time for God to send someone special, someone called the Messiah. They knew the Messiah would help them. John told people that the Messiah was Jesus and that Jesus was coming! Let's share a message like John did.

- Have kids tell three friends, "Jesus is God's Son!"
- Then have them tell three new friends, "God sent Jesus because he loves you!"



John wanted people to hear that Jesus was the special person who was coming. But some people were confused, and they wondered if *John* was the special one. So people asked John some questions. Let's read what they asked.



Read aloud John 1:19-23.

People were confused about who John was. Hmm. Let's pretend something. Crew Guides, you'll ask what each person's name is, but you'll pick the wrong names first. Kids, you answer with "no" or "yes" like this:


- Ask one girl if her name is Patty. Then ask if her name is Lucy. Then ask her real name.
- Have Crews follow your lead, with Crew Guides asking each child in their Crew.
- Crew Guides give thumbs-up when kids have all confirmed their names.

Your Crew Guides finally got your names right. And John told people he was *John*, not Jesus. He told them, "No! I'm just here to make a way for Jesus!" He wanted to clear the way for everyone to meet Jesus. Let's clear a way in our room.

- Direct Connect Crews to move a bit to each side of the room so you can walk between them on a pretend pathway.
- As you walk between Crews, repeat, "**Make a way for Jesus. He'll help you be friends with God.**"

Jesus is God's Son. (Hallelujah!) Jesus is the *only one* who can help us become friends with God. That's why God sent Jesus to earth. He loves all of us and wants to be close friends with us. Let's cheer for Jesus!

- Lead kids to cheer "Hallelujah!"
- Close in prayer.



Now's a great time for Apply-It Options. Choose one or more that fit your time frame to support today's Bible discoveries before the closing Goodbye Circle.


Apply-It Options

Choose one—or all—of these activities to support kids' learning after Bible Discovery.

Game

Have kids play Tag. The "Tagger" tells the person he or she tags, "Jesus is God's Son," and the person who is tagged responds with "Hallelujah!" The person who says "Hallelujah" becomes the new Tagger.

Like the Tagger in our game, John the Baptist reached out to everyone around to announce an important message. He announced, "Jesus is God's Son." (Hallelujah!) John got people ready to meet Jesus so they could learn about God's amazing love.



Food-n-Friendship


Supplies: snack, napkins, hand cleanser, *Music* CD, media player

- Give a napkin to a friend and say, "Jesus is God's Son." (Hallelujah!)

 "God, You Are So Good"
(*Music* CD track 3)

- Eat snack together.
- When we pray, we talk with Jesus. Who has something we can talk with Jesus about?
- Pray together.

John the Baptist had a message for people in the Bible. And I have a message for you today! Jesus is God's Son. (Hallelujah!) John got people ready to meet Jesus. Let's get our room ready for our next activity by cleaning up all the trash. Help kids throw away the trash as they gather it.




Coloring Creation

Supplies: "John the Baptist Tells About Jesus" Coloring Creation pages (1 per child), crayons, yellow glitter, glue sticks, *Music* CD, media player

Jesus is God's Son. (Hallelujah!)
He is more amazing than anyone ever, and he brought light into the world.

- Review that Jesus is the light of the world.
- Color the candle.
- Glue glitter around the flame to make the light shine.
- Play music as kids create.

 "His Great Love"
(*Music* CD track 7)



Goodbye Circle

It's almost time to say goodbye! Let's sing our goodbye song as we join hands and make one big circle!



"Goodbye, My Friends" (Music CD track 4)

Jesus is God's Son. (Hallelujah!) He is the Light of the World, and he came to earth to help us become friends with God!

- Show the Bible Memory Buddy poster, and remind kids that Ray the glowworm helps us remember **Jesus is God's Son. (Hallelujah!)**
- Invite Crew Guides to call each child by name to receive a Ray sticker to wear or take home.
- Have kids hold up their arms like light beams, and Crew Guides will hand each child a sticker and say, "[Child's name], **Jesus is God's Son**—and he loves you!"





"His Great Love" (Music CD track 7)


- Do Bible Memory Verse motions and move to the music!

Supplies

- Music CD
 - "Goodbye, My Friends"
 - "His Great Love"
- media player
- Ray Bible Memory Buddy stickers (1 per child)




Saying each child's name in a loving way helps kids simply experience God's love through you!




John the Baptist Tells About Jesus

JESUS IS GOD'S SON.

John 1:1-28





**"This is real love—not that we loved God,
but that he loved us and sent his Son as
a sacrifice to take away our sins."**

(1 John 4:10)

