

Caleb Trusts God Will Help

The Promised Land

Numbers 13-14:25

Bible Point


God helps us be brave.

Purpose

Every day is filled with ups and downs, good and bad. Do you focus on the "ups" and "good" or the "downs" and "bad"? Both happen in our lives, but perspective is a big part of how we interpret daily events.

In today's Bible story, Caleb and Joshua saw a wonderful land, and they trusted God to give it to them. However, the other scouts focused on the negatives and didn't trust God to follow through on his promise. The "bad" was all they could see, and they lost sight of God's faithfulness.

Today you have an opportunity to demonstrate your trust in God to kids. Use this story to help kids find confidence and courage, knowing God always keeps his promises.



Prayer

Dear God, even when I can't see clearly, I trust in you. Give me the courage and trust I need to lead your kids well today. In Jesus' name, amen.

Prep


Opening Options	Sing & Play	Bible Discovery & Goodbye Circle	Apply-It Options
<ul style="list-style-type: none"> <input type="checkbox"/> Option Cards* <input type="checkbox"/> <i>Gargantuan Grapes</i>: play dough <input type="checkbox"/> <i>God's Promises Party</i>: crepe-paper streamers, clear tape 	<ul style="list-style-type: none"> <input type="checkbox"/> <i>Music CD</i>* <input type="checkbox"/> <i>Music Video DVD</i>* <input type="checkbox"/> <i>Buddy Video DVD</i>* <input type="checkbox"/> Rockette Bible Memory Buddy poster* <input type="checkbox"/> media player <input type="checkbox"/> Bible (bookmark Joshua 1:9) 	<ul style="list-style-type: none"> <input type="checkbox"/> "Caleb Trusts God Will Help" Bible Story poster* <input type="checkbox"/> <i>Music CD</i>* <input type="checkbox"/> Rockette Bible Memory Buddy stickers* (1 per child) <input type="checkbox"/> media player <input type="checkbox"/> Bible (bookmark Numbers 13:27, 30; 14:7-8) 	<ul style="list-style-type: none"> <input type="checkbox"/> <i>Game</i>: purple balloons <input type="checkbox"/> <i>Food-n-Friendship</i>: snack, napkins, hand cleanser, <i>Music CD</i>*, media player <input type="checkbox"/> <i>Coloring Creation</i>: "Caleb Trusts God Will Help" Coloring Creation pages* (1 per child), crayons, pompoms, glue sticks, <i>Music CD</i>*, media player

* in your *Simply Loved Kit*



Opening Options

Set up one—or both—of these intro activities to start your time together. Each activity connects kids to the Bible Point and to each other. Cut apart these Option Cards, and place one by each activity you choose. Crew Guides will follow the directions and build friendships with kids as they make discoveries together!



Gargantuan Grapes

Supplies
play dough

Use the play dough to make a bunch of large grapes.

? What fruit do you like?

In our Bible story today, God's people needed to be brave as they got ready to move to a new land. It was a wonderful place with plenty of food and even some delicious grapes. God helps us be brave, too!



God's Promises Party

Supplies
crepe-paper streamers, clear tape


Tape a few streamers together to make cheerleader pompoms. Then wave the streamers as you jump, wiggle, and cheer!

? Tell about a time you cheered for someone.

Yay, God! God is the best! In our Bible story today, some men named Caleb and Joshua were excited about the new land God had promised them. God helped them be brave and get ready to move. God helps us be brave, too!

Opening

Now's a great time for Opening Options. Choose one—or both—to introduce today's Bible discoveries.



 "The Cleanup Song" (Music CD track 1)

Help kids transition by cleaning up before sitting with their Connect Crews. A Connect Crew is a smaller group of kids with one Crew Guide.

Sing & Play

Welcome

Hello, friends! Today we'll get to find out what it means to be brave. But first, let's sing our welcome song.

 "Hello, My Friends" (Music CD track 2)

Let's say hello to our Crew Guides. They're our go-to friends who are here to have fun and learn along with us.

- Kids give their Crew Guides a thumbs-up.

Bible Point

Today we'll find out **God helps us be brave. Every time you hear the words "God helps us be brave!" put your hands on your hips like you're a strong superhero and say, "We're brave!"** Repeat several times.

We know we can be brave because God is with us. Let's say a little prayer and talk with God right now. I'll say the words—will you do the motions with me? Lead kids in this prayer to the tune of "Frère Jacques."

God, you're with me! (hug self)
God, you're with me! (hug self)
We are brave! (hands on hips in superhero position)
We are brave! (hands on hips in superhero position)
Since God is with us, (punch fist in air)
God is with us, (punch other fist in air)
We are brave! (hands on hips in superhero position)
We are brave! (hands on hips in superhero position)

Repeat a few times.

Supplies

- Bible
- Music CD
 - "Hello, My Friends"
- Music Video DVD
 - "No Matter What I'm Facing" music video
 - "Thankful" music video
- Buddy Video DVD
 - Rockette Bible Memory Buddy video (Week 1)
- media player
- Rockette Bible Memory Buddy poster




We're brave!

Repetition cements learning, so be sure to say today's Bible Point A LOT. Have fun with it! Kids will love listening for it and responding with "We're brave!"

No matter what we're facing, God helps us be brave. *(We're brave!)* Let's celebrate with a song.

 "No Matter What I'm Facing" music video



Bible Memory Buddy & Verse


It's time to talk to our friend Buzzly Bee. He'll introduce us to a Bible Memory Buddy. Let's call for Buzzly. Do what I do!

- Flap hands quickly like a bee.
- Make buzzing sounds.

 Rockette Bible Memory Buddy video (Week 1)

Show the Bible Memory Buddy poster. **Rockette is a flying squirrel! She must be brave, flying from tree branch to tree branch like that. She reminds us to be brave! Let's spread out our arms like wings and soar to a few friends and tell them God helps us be brave! *(We're brave!)* Do this with me!**


- Spread out arms like wings and soar to a friend to say "God helps us be brave!"
- Wait for the friend to say, "We're brave!"
- High-five that friend.
- Soar toward another friend and repeat.

 Show the Bible. **The Bible is God's true story of love! Our Bible Memory Verse comes from the Bible. Let's say our Bible verse together. I'll say a line, and then you repeat after me.**

"Be strong and courageous! *(make muscles)*
Do not be afraid or discouraged. *(shake head "no")*
For the Lord your God is with you wherever you go." *(hug self)*
(Joshua 1:9)

We can be brave because God is with us wherever we go. I'm so thankful that God is my friend. Let's sing another song and tell God we are thankful!

 "Thankful" music video



Bible Discovery

God helps us be brave! (*We're brave!*) Hold up a Bible. **We'll look in the Bible to hear how God helped two of his friends, Caleb and Joshua, be brave. Let's get started.**

- Get comfy and sit in knee-to-knee circles with Connect Crews.
- **Tell about a time you've been brave.** Invite Crew Guides to share first.
- Crew Guides give thumbs-up when everyone has shared.

God helps us be brave. (*We're brave!*) **When you remember that God is with you, you can be the *biggest* kind of brave.** Have kids stretch their arms wide to show "biggest." **God's power will take care of you!**

In the Bible, God had a plan to give his people, the Israelites, a new home in a place called Canaan. Do this with me.

- **God said to Moses, the leader of God's people, "Send some other leaders to the new land I'm planning for you to move to."** Pat legs, as if walking to the new land.
- **"Look around and notice the people, the towns, the trees, and the food."** Place hand against forehead, as if looking into the distance.

Let's do what the Israelite leaders did and explore a fun place in our room.

- Lead kids to an area of the room where there are plenty of toys.
- Invite them to share what they see with their eyes.
- Have them hold up things they found to show the others in their Connect Crew.
- Invite them to tell about the good things they found.
- Have kids put down their discoveries and sit in the new place.

You explored like the Israelite leaders did in the Bible...only they explored for 40 days!

- Lead kids in counting to 40.

After 40 days, they came back from Canaan—that's what their new home was called, like the town we're in is called [name of your town]. The leaders told the rest of God's people what they found. Do this with me.

- **They found huge grapes!** Pretend to carry grapes as big as your arms can hold.
- **They found other delicious fruits.** Pretend to take a bite of a delicious fruit.
- **They found beautiful land.** Lead kids in making rolling hills with their arms by stretching them forward and waving their hands up and down.

Listen to what they said when they came back and told Moses what they saw.

Supplies

- Bible
- "Caleb Trusts God Will Help" Bible Story poster

We call helpers Crew Guides. If you lead a small class, you can be the Crew Guide. Simply gather kids in a cozy circle around you. If you have helpers, form smaller groups so each child can be known—and so kids can befriend your helpers, too!

As kids share their "findings," be sure to summarize what kids say so everyone can hear and share in the excitement.

Repeat, repeat! Feel free to do activities more than once. You'll give kids time to catch on and jump in.



Read the verse from the Bible.

You're showing kids that God's Word is special. And don't worry; we've kept the verses short for young attention spans.



Read aloud Numbers 13:27.

Caleb was one of the explorers. He and Joshua were excited about the new land. But some other Israelites were *not* so excited. They said the new land was great, but they were scared to move there. Do this with me.


- **They said there were big, strong men there.** Stomp feet like giants.
- **Everyone else felt teeny-tiny like grasshoppers.** Hop like little grasshoppers.
- **They said there were high, sturdy walls.** Reach up as high as you can.

Show the Bible Story poster, and point to the people as you talk about them. **Some of the leaders who explored Canaan were scared, but Caleb knew this was the place God had promised. So God would make a way for them to live there safely. Listen to what Caleb said.**



Read aloud Numbers 13:30.

Caleb wasn't scared because he knew God helps us be brave! (We're brave!) But some of the other leaders shared all the things they were afraid of with the other people. Except for Caleb and Joshua, everyone was so scared that they cried.



- **Tell about a time you were very scared.** Invite Crew Guides to share first.
- Crew Guides give thumbs-up when everyone has shared.

Sometimes we get scared like the Israelites did. When we're scared, we can always ask God to help us be brave.

When Caleb and Joshua heard how scared the Israelites were, they said this to all the people.



Read aloud Numbers 14:7-8.

The land was going to be wonderful! And God would help the people be brave as they moved in and took over. They could be brave because God would be with them the whole time. And we can be brave because God is with us, too. Even when we're scared, God helps us be brave! (We're brave!)

- Pray, asking God to help everyone be brave when they're scared.

Now's a great time for Apply-It Options. Choose one or more that fit your time frame to support today's Bible discoveries before the closing Goodbye Circle.

Apply-It Options

Choose one—or all—of these activities to support kids' learning after Bible Discovery.

Game


Supplies: purple balloons

Let's pretend these balloons are grapes! We'll try to bring as many grapes as we can to our side of the room. Ready?

- Form two groups, and have groups stand on opposite sides of the room.
- Place half the balloons on each side.
- Kids race all at once, grabbing one balloon at a time and bringing it back to their side, then repeating.

You bravely brought back the big grapes to your side like the Israelites brought back grapes to Moses and the people. God helps us be brave! (We're brave!)

Inflate balloons only halfway so they are less likely to pop.



Food-n-Friendship


Supplies: snack, napkins, hand cleanser, *Music* CD, media player

- Give a napkin to a friend and say, **"God helps us be brave!"** (*We're brave!*)

 **"God, You Are So Good"**
(*Music* CD track 3)

- Eat snack together.
- **When we pray, we talk with God. Who has something we can talk with God about?**
- Pray together.

God helps us be brave. (We're brave!) Let's pretend we're gathering goodies from Canaan as we pick up the trash.





Coloring Creation

Supplies: "Caleb Trusts God Will Help" Coloring Creation pages (1 per child), crayons, pompoms, glue sticks, *Music* CD, media player

The new home God promised the Israelites was filled with wonderful things. And even though many of the Israelites were afraid, Caleb and Joshua were brave because they knew God was with them. God helps us be brave, too! (We're brave!)


- Talk about how Caleb and Joshua weren't afraid; they were brave and excited about their new home.
- Color the picture.
- Glue pompoms on the grapes to show that Canaan has delicious fruits.
- Play music as kids create.

 **"Wherever You Go"**
(Joshua 1:9)
(*Music* CD track 6)



Supplies

- Music CD
 - “Goodbye, My Friends”
 - “Wherever You Go” (Joshua 1:9)
- media player
- Rockette Bible Memory Buddy stickers (1 per child)



Goodbye Circle

It's almost time to say goodbye! Let's sing our goodbye song as we join hands and make one big circle!



“Goodbye, My Friends” (Music CD track 4)

Caleb and Joshua were brave because they trusted God's plan. God helps us be brave, too! (We're brave!) And a big part of God's plan was sending his only Son, Jesus, to earth to be our forever friend. Let's cheer for Jesus. Have kids all jump and say, “Yay, Jesus!”


- Show the Bible Memory Buddy poster, and remind kids that Rockette helps us remember **God helps us be brave. (We're brave!)**
- Invite Crew Guides to make muscles as they give kids the Rockette stickers to wear or take home. As they give one to each child, have them say, “God helps [child's name] be brave!” Encourage kids to make muscles after they receive a sticker.



“Wherever You Go” (Joshua 1:9) (Music CD track 6)

- Do Bible Memory Verse motions and move to the music!

Saying each child's name in a loving way helps kids simply experience God's love through you!



Caleb Trusts God Will Help

GOD HELPS US BE BRAVE.

Numbers 13-14:25



ROCKETTE



“Be strong and courageous! Do not be afraid or discouraged. For the Lord your God is with you wherever you go.”

(Joshua 1:9)



Caleb Trusts God Will Help

The Promised Land
Numbers 13-14:25

Bible Point

God helps us be brave...when we go against the crowd.

Purpose

Look up “how to be brave,” and you’ll be presented with an untold number of self-help strategies. Face your fear. Relax your body. Set boundaries. And many more. But as Christians, we know that the way to face any situation is to turn to God and accept his help. So simple to say. So hard to do.

Like 10 of the scouts in today’s Bible passage, it doesn’t take much to turn us into fearful naysayers. But Caleb and Joshua had a different focus, and that made all the difference. Their focus was God. And *not only* was their focus on God, but it was also on the practicalities of their faith. “God was with us in the past, so he’ll be with us now. God said he’ll give us the Promised Land, so he will.”

Use today’s Bible story to help kids focus on God, not on their fears. Show them by your words and personal interactions that God is faithful and he does what he says he’ll do. You have the amazing chance to help kids trust God. So don’t be afraid. Be brave. God has prepared you for this time with these kids!



Prayer

Faithful God, thank you for never letting us down. Thank you for always being true and trustworthy. Please help me show kids that above all, they can trust you! Instill in them a sense of bravery based entirely on your strength and your truth. In Jesus’ name I pray, amen.

Prep

Opening Options	Sing & Play	Bible Discovery & Friendship Finale	Apply-It Options
<ul style="list-style-type: none"> <input type="checkbox"/> Option Cards* <input type="checkbox"/> <i>I Spy Straws</i>: water, clear cups, straws, wax paper, permanent markers <input type="checkbox"/> <i>Bead Befuddler</i>: pony beads, chenille wires 	<ul style="list-style-type: none"> <input type="checkbox"/> countdown video* <input type="checkbox"/> <i>Music Video</i> DVD* <input type="checkbox"/> <i>Buddy Video</i> DVD* <input type="checkbox"/> Rockette Bible Memory Buddy poster* <input type="checkbox"/> media player <input type="checkbox"/> Bible (bookmark Joshua 1:9) 	<ul style="list-style-type: none"> <input type="checkbox"/> “Caleb Trusts God Will Help” Bible Story poster* <input type="checkbox"/> Rockette Bible Memory Buddy stickers* (1 per child) <input type="checkbox"/> Take-It-Home Flyers* (Unit 2, Week 1) (1 per child) <input type="checkbox"/> Bible (bookmark Numbers 13:19-20, 27, 31-33) 	<ul style="list-style-type: none"> <input type="checkbox"/> <i>Explore More</i>: Bibles, paper <input type="checkbox"/> <i>Game</i>: cups (several for every 2 Crews)

* in your **Simply Loved Kit**



Opening Options

Set up one—or both—of these intro activities to start your time together. Each activity connects kids to the Bible Point and to each other. Cut apart these Option Cards, and place one by each activity you choose. Crew Guides will follow the directions and build friendships with kids as they make discoveries together!



I Spy Straws


Supplies: water, clear cups, straws, wax paper, permanent markers

Fill a clear cup with water, put it on a piece of wax paper, and place a straw inside. Move the straw around—up, down, slanted, farther away, and closer—taking note of how it appears to bend or break in the water. Does the straw always look the same? Take notes on the wax paper as you observe, and keep track of what you see.

The straw looked slightly different depending on how you looked at it. In today's Bible story, 12 people went to a new land. They all looked at the same places, but they saw things differently.

? What's the farthest new place you've ever traveled to? Who went with you?

The leader of God's people sent 12 spies into a new land to secretly scout around. It was a scary assignment, but at least some of them discovered that God helps us be brave.



Bead Befuddler

Supplies: pony beads, chenille wires

With a partner, make a grid of about four to six different-colored pony beads. Let your partner look at the grid for 20 seconds, then cover it up. See if your partner can copy your beads exactly. Then switch roles. Add more beads each round.

? What's the hardest thing for you to remember?

In today's Bible story, 12 spies were sent into a scary foreign land. They had to try to remember everything they saw. Even though it was a scary situation, at least a couple of the spies knew that God helps us be brave.

Opening

Now's a great time for Opening Options! Choose one—or both—to introduce today's Bible discoveries.



countdown video (1 minute)

Help kids transition, clean up the activities, and sit with Connect Crews. A Connect Crew is a small group of kids with one Crew Guide.

Sing & Play

Hello, friends! I'm thankful you're here! Welcome! I hope you're ready to sing. Don't worry about your voice—be brave and sing out loud!



"Thankful" music video

Bible Point

I can't wait to discover more about how God helps us be brave. That's our Bible Point today, so every time you hear someone say the words "God helps us be brave," I want you to respond in a certain way. Do what I do!

- Place hands on hips like a superhero and say, "We're brave!"
- Repeat several times.

Repetition cements learning, so be sure to say today's Bible Point A LOT. Have fun with it! Kids will love listening for it and responding with "We're brave!"

God helps us be brave. (*We're brave!*) We can trust that God's ways are always best! Let's sing and praise our trustworthy God.



"Never Let Go of Me" music video

Supplies


- Bible
- media player
- *Music Video* DVD
 - "Thankful" music video
 - "Never Let Go of Me" music video
 - "No Matter What I'm Facing" music video
- *Buddy Video* DVD
 - Rockette Bible Memory Buddy video (Week 1)
- Rockette Bible Memory Buddy poster



We're brave!

Bible Memory Buddy & Verse

Let's check in with our Bible Memory Buddy. It's Rockette the flying squirrel! Show the Bible Memory Buddy poster. I wonder how much you know about flying squirrels like Rockette. Let's find out with a This-or-That Challenge! You'll hear two fun facts about flying squirrels. It's up to you to decide which is true—this fact or that!



🕒 Do flying squirrels have big ears, or do they have big eyes?

- Demonstrate how to cup your hands behind your ears. Explain that kids will do this action to vote for *this* (flying squirrels have big ears) or make "binoculars" with their hands to vote for *that* (flying squirrels have big eyes).
- Make a drumroll sound by patting your thighs or the floor.
- Dramatically give the answer: **Flying squirrels have big eyes!**
- Watch today's Bible Memory Buddy video about Rockette.



Rockette Bible Memory Buddy video (Week 1)



Show the Bible. **The Bible is God's true story of love! The Bible was written by people who wrote just what God wanted them to say. Our Bible Memory Verse is Joshua 1:9. Let's say the verse together. I'll say a line, and then you repeat after me.**

"Be strong and courageous!" (*make muscles*)
Do not be afraid or discouraged. (*shake head "no"*)
For the Lord your God is with you wherever you go." (*hug self*)
(Joshua 1:9)

The words in the Bible can help us remember that God helps us be brave. (We're brave!) God is with us in every single situation we face. Let's sing and celebrate that!



"No Matter What I'm Facing" music video

Bible Discovery

Circle Up & Connect

Let's circle up and spend a little time simply getting to know each other in smaller groups called Connect Crews.

- Arrange kids into Connect Crews with one helper—or Crew Guide—per group.
- Invite kids to sit in knee-to-knee circles with their Connect Crews.
- Have kids give their Crew Guides and each other low-fives.
- Have kids take turns saying their names and answering this question. Crew Guides go first.
- 🗣️ **Which superhero do you think is the bravest? Why?**

Experience the Bible Story

Today's Bible story is an exciting one, and I'll need your help to tell it. Okay? Okay!

So I'm guessing you all know what giving a thumbs-up sign looks like. Show me a thumbs-up! Pause. Great. Now show me a thumbs-down. Pause. Great again.

In our story today, you'll give a thumbs-up or thumbs-down to a question I ask. If you give a thumbs-up, you'll also yell "Yes!" If you give a thumbs-down, you'll yell, "No way!" Let's practice. Practice several times with questions like "Did you brush your teeth today?" or "Do you like pizza?"

Now it's time for our story. God's people, the Israelites, are right at the edge of the land God promised them when they left Egypt years before. Their leader, a guy named Moses, wants to know what's waiting for them in this new land. God told Moses to send 12 spies into the land to check out the place before they go in.

Hmm. Sending spies to check things out: Do you think that's a good idea? Thumbs-up or thumbs-down? Pause. What about the number of spies? Is 12 enough? too many? What do you think about 12 spies? Thumbs-up or thumbs-down? Pause.

Well, it's God's idea, and he hasn't failed us yet, so we're going with it. And Moses agrees. Let's see what Moses says to the spies.



Read aloud Numbers 13:19-20.

Supplies

- Bible
- "Caleb Trusts God Will Help" Bible Story poster

We call helpers Crew Guides. If you lead a small class, you can be the Crew Guide. Simply circle up with the kids. If you have helpers, form smaller groups so each child can be known—and so kids can befriend your helpers, too!

Moses wants the spies to bring back a lot of information! Is getting all that info a thumbs-up or thumbs-down? Pause.

So the spies get ready to sneak in to explore.

But...well...you all don't really *look* like spies to me. I'd better see about this. When I count to three, move across the room to that wall. Motion to a wall. I want to see your best sneaky spy way of moving. One, two, three! Pause as Crews sneak to the wall.

Hmm. I'm still not sure. When I count to three again, move back to where you were. And this time I want to see some *real* sneaking and spying! Ready? One, two, three! Pause.

Okay, that was a little better. I think you'll be okay.

The spies sneaked into the new land and were gone for quite a while. One week passed. Two weeks, and still they weren't back. Three weeks! How many of you think the spies aren't coming back? Thumbs-up if you think they're okay and will be back. Thumbs-down if you think they're goners. Let's vote! Pause.

The spies were gone for a long time. Forty days! But they did come back. Whew! Glad to hear they're all okay. After all that time, they came back with good news and bad news. Let's hear the good news first. Give me a thumbs-up! Pause.

Let's listen to the spies' good news.



Read aloud Numbers 13:27.

Yay! The crops are fantastic. Grapes as big as balloons and figs and pomegranates. This one bunch of grapes was so big that it took two people to carry it! That soil must be amazing. No doubt about it—it's a land flowing with milk and honey. Sounds like a great place! One of the spies, Caleb, said, "Let's go at once to take the land. We can certainly conquer it!"

What do you think? Should God's people move on in? Is that a thumbs-up or a thumbs-down? Pause.

The spies' news sounded pretty good. Just look! Show the Bible Story poster. But that wasn't the whole report. Let's listen in for more spy news.



Read aloud Numbers 13:31-33.

Oh no! A *lot* of people already live there in walled cities. And the grapes aren't the only big things growing in this new land—there are *giants* living there.

Crew Guides, stand up. You'll be the giants. Pause. Everyone else, get on your knees and crawl around this area while the "giants" roam the land. Pause as kids crawl and Crew Guides walk among them.

Yikes, those giants look really big compared to you guys. I guess that's why one of the spies said, "We felt as small as grasshoppers! That's how we must have looked to them!"

Caleb Trusts God Will Help

Numbers 13-14:25



Okay, grasshopper spies, please move back to your Crews. Giants—I mean Crew Guides—you can sit back down, too.

I'm thinking that the people who live in this new land won't be thrilled to have a whole bunch of Israelites show up, ready to take over! Given the giants and all, *now* what do you think about moving in? Thumbs-up or thumbs-down? Pause.

Ten of the spies thought it was a bad idea to try to take over the land. They said, "We can't go up against them! They're stronger than we are!" The rest of the Israelites sided with the 10 spies. They were afraid and didn't trust God. Show me a big-time, two-fisted thumbs-down! Pause.

But two of the spies—Caleb and Joshua—didn't think that way. Despite what everyone else said, they believed that since God had promised the land to his people, he'd help them take over—no matter what. That's a huge thumbs-up! Show me a double thumbs-up, people! Pause.

You know, what the spies reported was true. There *were* lots of tribes living in the land. There *were* strong, walled cities. There *were* large people and strong warriors. But God had promised the land to his people, so the real question the Israelites had to answer was this: Do we trust God to be faithful and keep his promise to us?

Turns out the Israelites didn't choose to trust God. They ignored Caleb and Joshua. And God wasn't too happy. In fact, God said that of that current generation, only Caleb and Joshua would be allowed to enter the Promised Land. Everyone else who was at least 20 years old would end up dying before God's people were allowed in. And in the meantime, the people would have to go back and wander in the wilderness for 40 years! That's one year for every day the spies had been gone exploring.

And that's where we leave the story, with the Israelites heading back to the wilderness and having to wait to enter the Promised Land.

I want to hear what you think about this story. Circle up with your Crews, and let's talk about it.

The Heart of the Matter

In your Crews, talk about this.

❓ **Tell about a time it was hard for you to trust God.** Start by giving an example from when you were a kid. Maybe your family had to move and you were scared to go to a new school. Then invite Crews to talk together.

● Crew Guides give thumbs-up when everyone has shared.

God helps us be brave. (We're brave!) Just like Caleb and Joshua, we can go against the crowd and be brave because God is with us. I'm not saying going against the crowd is always easy; in fact, it can kind of feel like this.

Have half of the group stand on one side of the room and half on the other side. **Have you ever been in a crowd of people all walking in one direction but you're trying to walk in the other direction? Let's see what that's like.**

Designate a narrow pathway across the room. Kids will try to walk to the opposite side of the room without touching anyone walking in the opposite direction.

❓ **What was it like trying to get across the room in this activity?** Take a few answers from the whole group.

❓ **How is that like going against the crowd in real life?** Invite a few responses again.

It's not always easy to go against the crowd. It can feel uncomfortable and even scary sometimes. But God helps us be brave. (We're brave!) Caleb and Joshua trusted God. They remembered times God had helped them in the past, and they knew God would be with them in the future.

The next time you need to be brave and go against the crowd, remember Caleb and Joshua. And remember that God is always with you!

Welcome a few responses. Be sure to summarize what kids say so everyone can hear.

Now's a great time for Apply-It Options! Choose one—or both—of the following reinforcement activities to support today's Bible discoveries before the Friendship Finale.

Apply-It Options

Choose one—or both—of these activities to support kids' learning after Bible Discovery.

Explore More

Supplies: Bibles, paper



Distribute Bibles, and help kids find and read Proverbs 3:5-6 together.

❓ What keeps you from trusting God sometimes?

Briefly share your own thoughts, then let kids share.

God helps us be brave. (We're brave!) We don't have to rely on our own understanding. We can choose to trust God instead. This fun experiment will help us remember to focus on God instead of fear.

- Give each person a sheet of paper.
- Roll the paper into a tube.
- Put the tube to one eye and look through it.
- Hold your other hand in front of your other eye so it's against the tube about halfway down.
- Look into the distance with both eyes, and don't focus on your hand.
- Keep looking for about 10 seconds.
- A hole will seem to appear in your hand.

One of your eyes sees a hole, and the other sees a hand. Your eyes and brain add the two images together, creating a what looks like a hand with a hole in it! But there really isn't a hole in your hand. It's not true.

When we focus on fear instead of God, we don't get an accurate picture of the situation. Instead, though, we can focus on the truth that God is with us and will help us. God helps us be brave. (We're brave!)



Game

Supplies: cups (several for every 2 Crews)

- Give one Crew several cups.
- Have members of that Crew stand in a small circle around the cups to guard them.
- Have another Crew surround the first Crew.
- Kids in the outer Crew will try to grab the cups, while kids in the inner Crew will try to defend the cups without using their hands or arms.
- ❓ How did it feel to try to defend your cups?
- ❓ What was it like to try to grab them away from the other Crew?


In our Bible story, most of the Israelites were too scared to take over the land God had promised them. They were afraid of the strong people who would try to defend the land. But Caleb and Joshua weren't afraid of going against the crowd. They knew that God helps us be brave. (We're brave!)



Supplies

- Rockette Bible Memory Buddy stickers (1 per child)
- Take-It-Home Flyers (Unit 2, Week 1) (1 per child)

Friendship Finale



Have kids sit in knee-to-knee circles with their Connect Crews.

Rockette, our Bible Memory Buddy, can help us remember God helps us be brave. (We're brave!) You'll each receive a Rockette sticker to help you remember to trust and follow God this week. You can wear it now or take it home. Crew Guides will give each person a sticker like this.

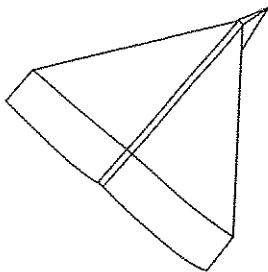

Saying each child's name in a loving way helps kids simply experience God's love through you!

- Ask a willing child to help you demonstrate the following actions.
- Crew Guides will toss a sticker in the air like it's a flying squirrel, and the child will catch it or pick it up.
- As they give each child a Bible Memory Buddy sticker in the same way, Crew Guides say, "[Child's name], **God helps you be brave!**"
- Crew Guides give thumbs-up when everyone has received a sticker.

God is always with you and will always help you, even when you face a scary situation. No matter what, we're never alone because God helps us be brave. (We're brave!) God loves us so much that he sent his Son, Jesus, to be with us always.

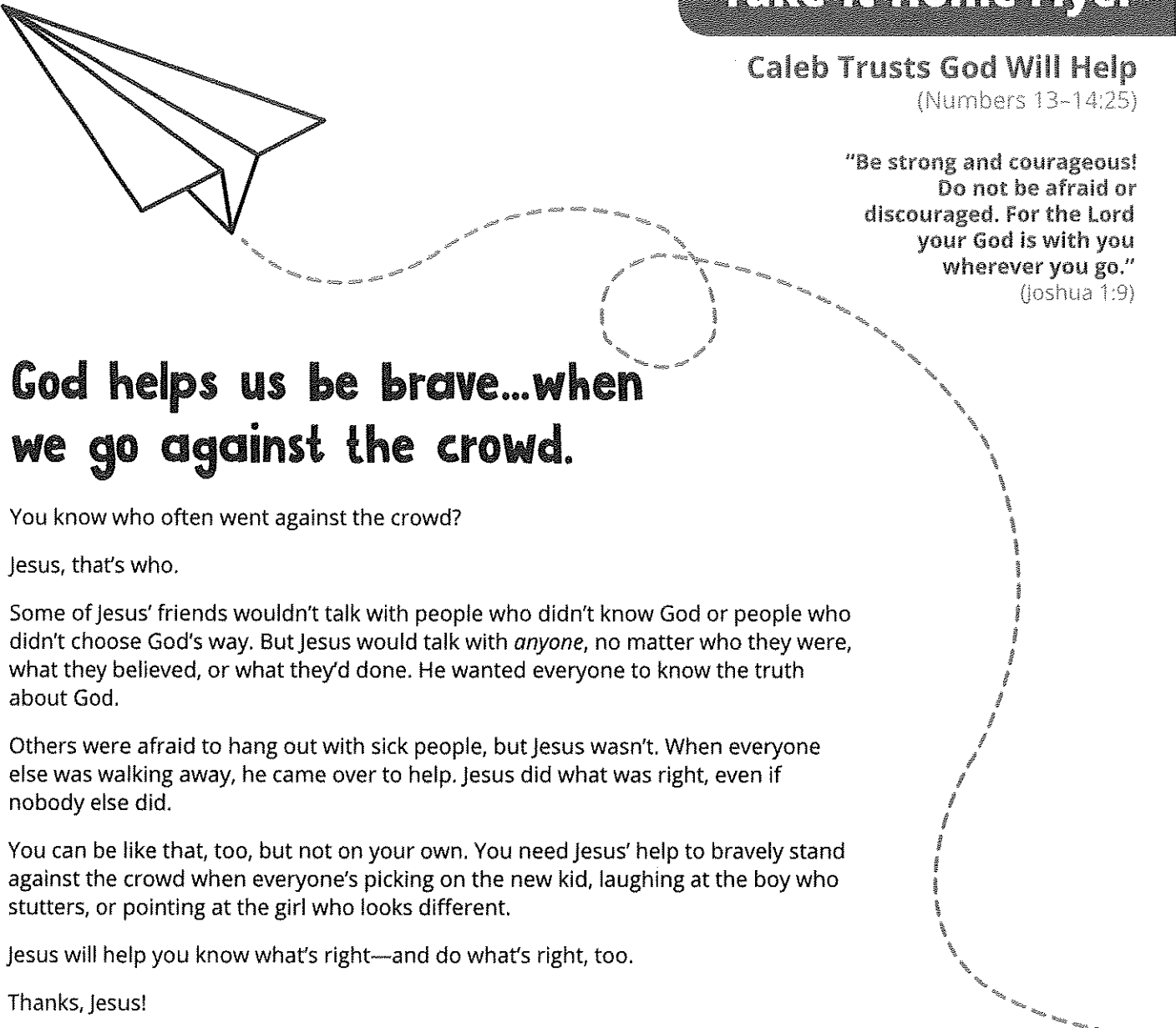
I'd like to read you something about our friend Jesus. As you listen, put your hands on your hips like a brave superhero. Pause. Now imagine your friend Jesus is right beside you. Pause. Close your eyes and listen as I read about Jesus.

- Read the first section of the Unit 2, Week 1 Take-It-Home Flyer.
- **Now I'll give you one of these flyers to help you talk about Jesus' love in your Crews and at home, too.**
- Distribute Take-It-Home Flyers to Crew Guides, and have them share about their own friendship with Jesus as they discuss the "Talk Starter" question and then invite kids to share.
- Kids share prayer requests—things they'd like to tell Jesus—in their Connect Crews.
- Connect Crews pray together.
- Crew Guides distribute Take-It-Home Flyers and follow the directions to help kids fold the paper to "fly" home. ○



Caleb Trusts God Will Help (Numbers 13-14:25)

**"Be strong and courageous!
Do not be afraid or
discouraged. For the Lord
your God is with you
wherever you go."
(Joshua 1:9)**



God helps us be brave...when we go against the crowd.

You know who often went against the crowd?

Jesus, that's who.

Some of Jesus' friends wouldn't talk with people who didn't know God or people who didn't choose God's way. But Jesus would talk with *anyone*, no matter who they were, what they believed, or what they'd done. He wanted everyone to know the truth about God.

Others were afraid to hang out with sick people, but Jesus wasn't. When everyone else was walking away, he came over to help. Jesus did what was right, even if nobody else did.

You can be like that, too, but not on your own. You need Jesus' help to bravely stand against the crowd when everyone's picking on the new kid, laughing at the boy who stutters, or pointing at the girl who looks different.

Jesus will help you know what's right—and do what's right, too.


Thanks, Jesus!

Talk-Starters

**When might you need
to go against the crowd
in your life right now?
What's keeping you from
doing it?**

Try This @ Home

Turn on a faucet so water runs quickly down the drain. Now use a finger to try to get the water to run back up *into* the faucet. Splash! How is that like bravely going against the crowd to do the right thing? (One right thing is cleaning up your mess, by the way!)



Explore More @ Home

We can be brave because we're not alone. Knowing God helps us be brave! See Hebrews 13:5-6 and 2 Timothy 1:7.




Make this page fly home!

Fold a flyer. When you get home

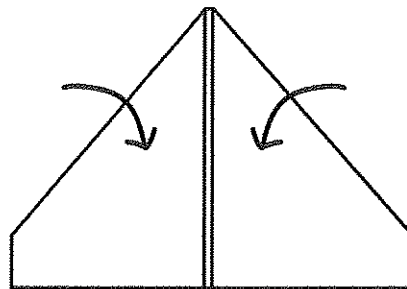
...ask a family member to provide sound effects as the plane takes flight. The funnier, the better!

Here's how:

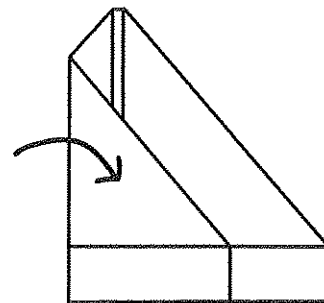
① Fold the paper in half as shown.



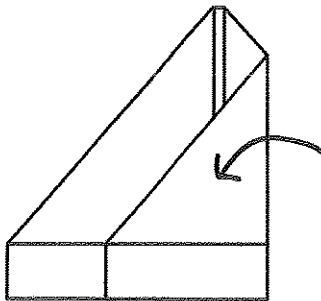
② Fold in the top corners to the center to make flaps.



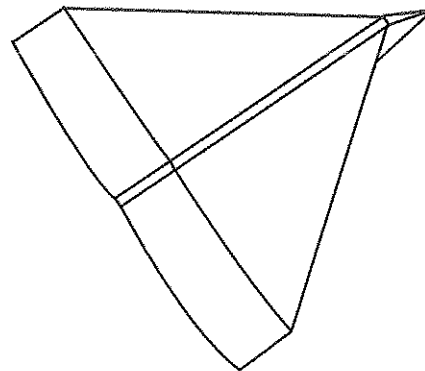
③ Flip over, then fold in one side about an inch from the center.



④ Unfold, then fold the other side about an inch from the center.



⑤ Flip over again, hold on to the center fold, and let 'er sail!



SMT Minutes – January 11, 2021

DRAFT – not approved

Attending: Joel Wahlers, Janis King, Cynthia Spiva, Mickey Angerman, Mike Mancini, Jenny Cid, and Lonnie Karges

1. District-wide School Collaborative Events (academic or other events) - virtual or in-person
 - Joel will provide details to the Administrators for:
 - Knowledge Bowl – Christy Wood & Joel W. May 6, 2021
 - Spelling Bee – Amy Mello. Lonnie K can also help. Joel is working with Amy.
2. Teacher Collaborative and Supports Groups
 - Joel will send out an email to Administrators explaining the idea and request suggestions for Lead teachers.
 - District or school will provide name of teachers & email address.
 - Provide a Lead Teacher
 - Per grade or group (K-2, 3-5, 6-7)
 - Each grade/group will determine how often they will meet.
3. Future District Webinar Topics
 - Nothing provided
4. AWC
 - AWC Survey recap from PSD – nothing available
 - AWC Survey recap from CNH – 36 filled out survey. Overall great/good outcome
5. 2021 In-Service
 - January 14, “Catch Your Breathe” from Run Hard. Rest Well. Brenda Jenk, speaker.
 - 28 registered
 - March 26
 - New Plan for Spring In-Service
 - ❖ A recorded “devotion, thought, welcome” from Joel W, Joe Robb and President Lange
 - ❖ Suggest two books that the staff can read & discuss.
 - *Canoeing the Mountains* – Tod Bolsinger. Cynthia S have a PowerPoint that goes along with the book.
 - *Marching Off the Map* – Tim Elmore. A study guide is available.
 - Bella Vista, Tracy to host the Spring In-Service. Shelly will contact Dave Schnurstein that SMT will be providing an alternate to having an in-person event.
 - Publicity will go out by the end of January.
6. TEC21 scholarship funding (LCEF)
 - Funds will be available for the 2021-2022 school year.
 - Joel will follow-up with President Lange on the amount.
7. Peters Scholarship – Information provided: Congratulations email, 2021 candidates, and former recipients.
 - Mickey A moved to provide the Edna & Carl Peters Scholarship too: St. Peter, Lodi, St. Paul, Merced, and Trinity, Wahiawa. Mike M seconded. M/S/A
8. 2021-2022

SMT Minutes – January 11, 2021

- Fall September In-Service
 - Set Date & Location. Contact St. Peter, Lodi to host
 - If Face to Face
 - Celebration – Inspirational Speaker
 - Years of Service

9. New Educators Orientation – SMT to decide if we use the 2020 program idea **OR** mail gift box of goodies to New Workers

Theme: "Better Together" 1 Cor. 12:14, "The body is not supported by one person, but by all of us. We are one, we are strongest working together in unity. Teamwork is the key to living in harmony, so that we can do God's will."

Proposed program:

- Invitation to Administrators & Teachers new to CNH within the last 3 years
- Proposed NEO Budget below

Tentative Schedule - September 11-12, 2021

- Saturday, September 11, 2021
 - Opening **12 pm- 1:40 pm**
 - ❖ Great & Meet with an Ice Breaker
 - ❖ Devotions
 - ❖ Lunch
 - Program **1:40 pm – 4:00 pm**
 - ❖ Lutheranism 101 (2 hours) - Jenny has an outline of talking points; Evan help facilitate.
 - ❖ CNH 101: Understanding Ministry in the CNH District - Inviting Pastor Zelt & Dan to talk
 - Baptism, Communion, Confirmation. Discuss various scenarios/table-topics.
 - Intro. to Enneagram - Part 1, need 25 minutes (replaces FISH) - Evan Anwyl
 - Celebration **4:00 – 7:30 pm**

SMT Minutes – January 11, 2021

Reception @ 5:00 pm

- ❖ Dinner @ 5:30 pm
- ❖ Fellowship & Bunco @ 7:00 pm (Led by Mickey; MC: Mike?)
- ❖ SMT - clean up on Saturday night after Bunco.

- Sunday, September 12, 2020 8:30 am – 12 noon
 - ❖ Carpool from hotel to Our Savior, Livermore @ 8:45 am
 - ❖ OSL Worship @ 9 am
 - ❖ Brunch @ 10:30 am & Finish Enneagram - Part 2 @ OSL
 - ❖ Check-out of Hotel

Other Details

New Educators Orientation 2020 Proposed Budget				
<i>Est. of Attendees</i>	23			
<i>Description</i>	<i>Unit Price</i>	<i>Qty</i>	<i>Sub total</i>	<i>Total</i>
Meals				
Lunch	15	23	345	
Snacks	10	23	230	
Reception	10	23	230	
Dinner	25	23	575	
Sunday Brunch	20	20	400	
Meals Total				1,780
Lodging	2,750	1		2,750
Thank you gift	8	13		104
Bunco gifts	10	23		230
Total				4,864

- Shelly will contact OS, Livermore to us the Fireside Room on 9/12 or the other room next to kitchen.
- Hotel Reservations will be made by District Office.
 - Request a late checkout.

10. Next Meeting Date – TBD

Respectfully submitted by, Shelly Alba