

# Rahab Helps the Israelite Spies

The Promised Land

Joshua 2


Bible Point

**God helps us be brave.**

## Purpose

We can all use an extra dose of courage sometimes. Even day-to-day situations can require us to hold tight to our faith in God: that tough conversation with your child's teacher or stretching outside your comfort zone and going to that new Bible study. God knows everything about us, and he knows when our courage is tested. He never fails us, though, so we can take heart knowing his strength will see us through when we feel weak.

Your little ones know fear. Whether it's a small spider or a big life situation they have no control over, young children face scary feelings every day. This lesson will help teach kids that when they feel overwhelmed, they can turn to God, who'll give them the strength and courage they need.



## Prayer

Dear God, you are my strength. Thank you for giving me the courage I need to face what's new in my life. Please help point children toward your strength when they need courage, too. In Jesus' name, amen.

## Prep

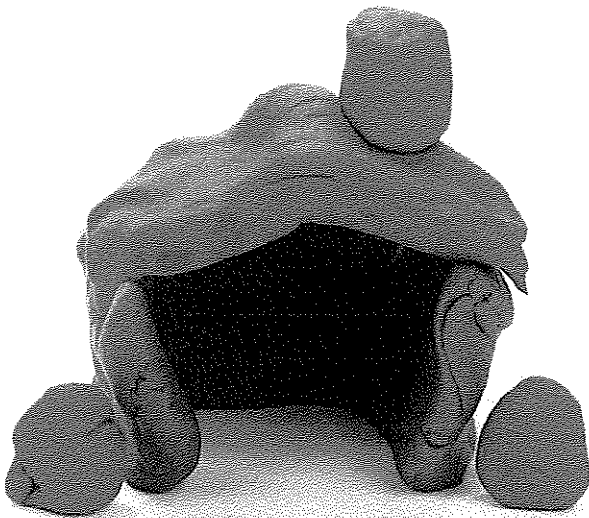
Opening Options	Sing & Play	Bible Discovery & Goodbye Circle	Apply-It Options
<ul style="list-style-type: none"> <li><input type="checkbox"/> Option Cards*</li> <li><input type="checkbox"/> Play Dough Houses: play dough</li> <li><input type="checkbox"/> Sorting Streamers: crepe-paper streamers</li> </ul>	<ul style="list-style-type: none"> <li><input type="checkbox"/> Music CD*</li> <li><input type="checkbox"/> Music Video DVD*</li> <li><input type="checkbox"/> Buddy Video DVD*</li> <li><input type="checkbox"/> Rockette Bible Memory Buddy poster*</li> <li><input type="checkbox"/> media player</li> <li><input type="checkbox"/> Bible (bookmark Joshua 1:9)</li> </ul>	<ul style="list-style-type: none"> <li><input type="checkbox"/> "Rahab Helps the Israelite Spies" Bible Story poster*</li> <li><input type="checkbox"/> Music CD*</li> <li><input type="checkbox"/> Rockette Bible Memory Buddy stickers* (1 per child)</li> <li><input type="checkbox"/> media player</li> <li><input type="checkbox"/> Bible (bookmark Joshua 2:4-6, 7, 11-13)</li> <li><input type="checkbox"/> long, red crepe paper streamers (1 per Crew)</li> </ul>	<ul style="list-style-type: none"> <li><input type="checkbox"/> Game: no supplies</li> <li><input type="checkbox"/> Food-n-Friendship: snack, napkins, hand cleanser, Music CD*, media player</li> <li><input type="checkbox"/> Coloring Creation: "Rahab Helps the Israelite Spies" Coloring Creation pages* (1 per child), crayons, small pieces of red yarn, glue sticks, Music CD*, media player</li> </ul>

\* in your **Simply Loved Kit**



# Opening Options

Set up one—or both—of these intro activities to start your time together. Each activity connects kids to the Bible Point and to each other. Cut apart these Option Cards, and place one by each activity you choose. Crew Guides will follow the directions and build friendships with kids as they make discoveries together!





## Play Dough Houses

**Supplies**  
play dough

Form houses out of play dough.

**In today's Bible story, a woman named Rahab helped God's people while they were at her house. God helps us be brave.**

 **Tell us about your home.**




## Sorting Streamers

**Supplies**  
crepe-paper streamers

*Beforehand, cut 1-foot lengths of streamers in a variety of colors.*


Pile the streamers in the center of a table. Sort through them to match colors or find a specific color.

**In today's Bible story, a woman named Rahab was very brave. She used a red rope to help God's people. God helps us be brave.**

 **What's your favorite color?**

# Opening

Now's a great time for Opening Options. Choose one—or both—to introduce today's Bible discoveries.



 "The Cleanup Song" (*Music CD track 1*)

Help kids transition by cleaning up before sitting with their Connect Crews. A Connect Crew is a smaller group of kids with one Crew Guide.

## Sing & Play

### Welcome

Hello, friends! We're going to have a lot of fun today! Let's sing our welcome song.


 "Hello, My Friends" (*Music CD track 2*)

Let's say hello to our Crew Guides. They're our go-to friends who are here to have fun and learn along with us.

- Kids give their Crew Guides double high-fives.

### Bible Point

God helps us be brave. That's our Bible Point today. Every time you hear the words "God helps us be brave," put your hands on your hips like you're a strong superhero and say, "We're brave!" Let's try that together. Repeat several times.



Repetition cements learning, so be sure to say today's Bible Point A LOT. Have fun with it! Kids will love listening for it and responding with "We're brave!"




We're brave!

### Supplies

- Bible
- *Music CD*
  - "Hello, My Friends"
- *Music Video DVD*
  - "My Lighthouse" music video
  - "No Matter What I'm Facing" music video
- *Buddy Video DVD*
  - Rockette Bible Memory Buddy video (Week 2)
- media player
- Rockette Bible Memory Buddy poster

I love that God never leaves us and he always helps us be brave. We can follow God! Let's sing about that!

 "My Lighthouse" music video



## Bible Memory Buddy & Verse

It's time to talk to our friend Buzzly Bee. Buzzly will tell us more about our Bible Memory Buddy. Let's call for Buzzly! Do what I do!


- Flap hands quickly like a bee.
- Make buzzing sounds.

 Rockette Bible Memory Buddy video (Week 2)

Our friend Rockette reminds us that God helps us be brave! (*We're brave!*)

- Show the Bible Memory Buddy poster.
- Tell kids that Rockette is a flying squirrel.
- Explain that Rockette doesn't actually have wings; she has flaps of skin that stretch out and let her glide when she spreads out her arms and legs.
- Have everyone extend their arms and pretend to glide like Rockette.

Let's come in for a landing and discover our Bible verse.

 Show the Bible. Our Bible Memory Verse comes from the Bible, God's true story of love. Let's say it together. I'll say a line, and then you repeat after me.

**"Be strong and courageous!"** (*make muscles*)


**Do not be afraid or discouraged.** (*shake head "no"*)

**For the Lord your God is with you wherever you go.** (*hug self*)

(Joshua 1:9)

When we feel scared or worried, God helps us be brave. (*We're brave!*) Let's sing and praise God no matter what.

 "No Matter What I'm Facing" music video



# Bible Discovery

**God helps us be brave!** (*We're brave!*) Hold up a Bible. **Today our Bible story tells about a woman named Rahab who had to be very brave. She helped God's people, the Israelites.**

- Get comfy and sit in knee-to-knee circles with Connect Crews.
- 🗣️ **Tell about a time you were brave.** Invite Crew Guides to share first.
- Crew Guides give thumbs-up when everyone has shared.

**When we're scared, God helps us be brave.** (*We're brave!*) **God knows there are times we feel afraid, and that's one reason he always sticks with us.**

- Have everyone clasp their hands together and say, "Thanks, God!"

**Our Bible story really starts with Joshua, who was the leader of God's people. God wanted his people to take over a place called Jericho, but there were already people living there. Hmm. And the people who lived in Jericho didn't like God's people. So Joshua sent two spies to check out Jericho. Spies are people who sneak around to find out information.**

- Have everyone pretend to be sneaky spies and silently tiptoe in a circle and look all around, then sit down again in knee-to-knee circles.
- 🗣️ **Tell about a time you explored a new place.** Invite Crew Guides to share first.
- Have Crew Guides give thumbs-up when everyone has shared.

**Well, Joshua's spies set out on their spy mission. Whew! Wipe brow. And look! Point in front of you. There's Jericho!**

- Have everyone move with you to sit in a new part of the room.

**Once they were in Jericho, the spies met a woman named Rahab. She lived there, and she knew the men were spies. Just talking to them could get her in big trouble. That was scary!**

- 🗣️ **Have you ever gotten in trouble for talking? What happened?** Invite a few responses from the whole group.

**Hmm...what should Rahab do?**

- Have everyone rub their chin like they're thinking.

**The king of Jericho knew spies were in town, and he was looking for them. The king sent his soldiers to talk to Rahab. They wanted to know where the spies were! Put hands on hips.**

- Have everyone pretend to be soldiers by stamping their feet while looking very stern.

## Supplies

- Bible
- "Rahab Helps the Israelite Spies" Bible Story poster
- long, red crepe paper streamers (1 per Crew)

We call helpers Crew Guides. If you lead a small class, you can be the Crew Guide. Simply gather kids in a cozy circle around you. If you have helpers, form smaller groups so each child can be known—and so kids can befriend your helpers, too!

Welcome a few responses. Be sure to summarize what kids say so everyone can hear.



Read the verses from the Bible. You're showing kids that God's Word is special. And don't worry; we've kept the verses short for young attention spans.

### Here's what the Bible tells us Rahab did.



Read aloud Joshua 2:4-6.

Show the Bible Story poster. Have kids find the spies and then identify Rahab and the king's men.

- **Rahab hid the spies from the king! She hid them on her roof under some branches.**
- Have kids huddle up while Crew Guides pretend to cover them with branches.

**God helps us be brave. (We're brave!) The spies had to hide and wait—shh!—until the king's soldiers were gone.**

- Have everyone wait in silence while you count to 10 in a whisper.


### Let's read what happened next!




Read aloud Joshua 2:7.

**Whew! The king's soldiers were gone. When it was safe, Rahab went to talk with the spies.**

- Have Crew Guides pretend to uncover kids, then circle up with Crews to talk again.



**Rahab told the spies about her fears. She had heard about their powerful God who had helped them come to Jericho safely. She wanted God to help her, too. So she asked a brave question.**

 Read aloud Joshua 2:11-13.

**Rahab knew God would help his people—not the king of Jericho. She wanted the one true God to help her, too! God helps us be brave. (We're brave!) Rahab asked the spies to promise to help her family when they came back, and the spies promised.**

- Have everyone hold one hand over their heart and one hand up as if making a promise.

**Then Rahab helped the spies escape.** Have everyone stand up and get ready to go back to where they started.

**Rahab found a red rope for them to use to climb out her window. Let's use red streamers to get back to our spots.**

- Give each Crew Guide a red streamer.
- Have Crew Guides help kids all hold on to a streamer as they are led back to their original seats.

**Rahab had bravely helped the spies!**

- Have Crews all hold on to their streamers and wave them up and down to celebrate and then place the streamers over their Crew Guides' shoulders.
- **When have you helped someone?** Invite Crew Guides to share first.
- Crew Guides give thumbs-up when everyone has shared.

Motion to a Crew Guide's streamer. **Rahab left the red rope hanging from her window so God's people could find her again and keep her family safe when they came back. And guess what! They kept their promise! They kept Rahab and her family safe when God's people came to Jericho.**

**Rahab knew God would help his people. Even though she may have been scared, she made a brave choice by hiding the spies and asking for their help. When we feel scared, we can trust God because God helps us be brave. (We're brave!)**



Now's a great time for Apply-It Options. Choose one or more that fit your time frame to support today's Bible discoveries before the closing Goodbye Circle.

# Apply-It Options

Choose one—or all—of these activities to support kids' learning after Bible Discovery.

## Game


Play a preschool-friendly version of "Mother, May I?" where *kids* decide what they'll do.

The Leader says:

"Oh friends, what will you do today? Will you [clap] or [hop]?"

Kids choose one of the actions to do. Swap out new options with each round. If you'd like, have children take turns leading a few rounds.

**You got to make fun choices in our game. In our Bible story, Rahab made a choice to help God's people. We have lots of choices to make every day, too. God helps us bravely choose! God helps us be brave! (We're brave!)**



## Food-n-Friendship

**Supplies:** snack, napkins, hand cleanser, *Music* CD, media player

- Give a napkin to a friend and say, **"God helps us be brave."** (*We're brave!*)

 **"God, You Are So Good"**  
(*Music* CD track 3)

- Eat snack together.
- **When we pray, we talk with God. Who has something we can talk with God about?**
- Pray together.

**God helps us be brave. (We're brave!) Let's pretend we're super-fast and super-brave superheroes as we clean up our snack.**





## Coloring Creation

**Supplies:** "Rahab Helps the Israelite Spies" Coloring Creation pages (1 per child), crayons, small pieces of red yarn, glue sticks, *Music* CD, media player

**God is our helper, and he loves us very much. When we feel scared or nervous, we can ask him for help. God will always be with us. God helps us be brave. (We're brave!)**

- Talk about what Rahab is doing.
- Color the picture.
- Glue a piece of red yarn to the rope in the picture.
- Play music as kids create.

 **"Wherever You Go"**  
(*Joshua 1:9*)  
(*Music* CD track 6)





# Goodbye Circle

It's almost time to say goodbye! Let's sing our goodbye song as we join hands and make one big circle!



"Goodbye, My Friends" (Music CD track 4)

Rahab wasn't brave and strong by herself; God helped her! And God took care of her family when God's people moved into Jericho. God helps us be brave. (We're brave!) God also gave us his Son, Jesus. Jesus helps us and is always with us, no matter where we are or what we do. Jesus loves us so much!

- Show the Bible Memory Buddy poster, and remind kids that Rockette can help us remember **God helps us be brave. (We're brave!)**
- Invite Crew Guides to give each child a Rockette sticker to wear or take home. Have kids spread their arms like wings and glide over so Crew Guides can place a sticker into each child's hand. As Crew Guides give the sticker, have them say, "**God helps you be brave, [child's name].**"




"Wherever You Go" (Joshua 1:9) (Music CD track 6)

- Do Bible Memory Verse motions and move to the music!

## Supplies

- Music CD
  - "Goodbye, My Friends"
  - "Wherever You Go" (Joshua 1:9)
- media player
- Rockette Bible Memory Buddy stickers (1 per child)




Saying each child's name in a loving way helps kids simply experience God's love through you!



Rahab Helps the Israelite Spies

GOD HELPS US  
BE BRAVE.

Joshua 2



# ROCKETTE

**“Be strong and courageous!  
Do not be afraid or  
discouraged. For the Lord  
your God is with you  
wherever you go.”**

(Joshua 1:9)



# Rahab Helps the Israelite Spies

The Promised Land  
Joshua 2


**Bible Point**

**God helps us be brave...and works through us in unexpected ways.**

**Purpose**

Oftentimes, God works in unexpected ways. Rahab's story is compelling and surprising for kids *and* adults because her courage was authentic and unexpected—she wasn't even an Israelite! But from her bold allegiance to God's people, we can understand how faith in God's power offers courage.

Guess what! God works through kids, too. Their lives and their faith just might be part of God's plan to grow *your* friendship with him. As you lead today, look for ways to boldly choose to follow God together!



**Prayer**

Dear God, thanks for loving us. Please give me courage as I lead children today. In Jesus' name, amen.

**Prep**


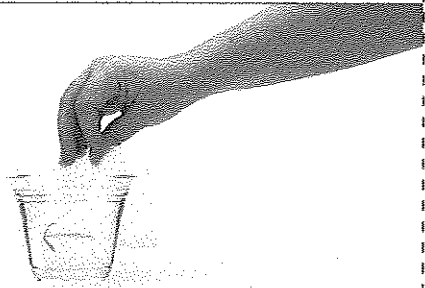

Opening Options	Sing & Play	Bible Discovery & Friendship Finale	Apply-It Options
<ul style="list-style-type: none"> <li><input type="checkbox"/> Option Cards*</li> <li><input type="checkbox"/> <i>Water Surprise</i>: water, clear cups, wax paper, permanent markers</li> <li><input type="checkbox"/> <i>Color Coordinated</i>: pony beads, chenille wires</li> </ul>	<ul style="list-style-type: none"> <li><input type="checkbox"/> countdown video*</li> <li><input type="checkbox"/> <i>Music Video</i> DVD*</li> <li><input type="checkbox"/> <i>Buddy Video</i> DVD*</li> <li><input type="checkbox"/> Rockette Bible Memory Buddy poster*</li> <li><input type="checkbox"/> media player</li> <li><input type="checkbox"/> Bible (bookmark Joshua 1:9)</li> </ul>	<ul style="list-style-type: none"> <li><input type="checkbox"/> "Rahab Helps the Israelite Spies" Bible Story poster*</li> <li><input type="checkbox"/> Rockette Bible Memory Buddy stickers* (1 per child)</li> <li><input type="checkbox"/> Take-It-Home Flyers* (Unit 2, Week 2) (1 per child)</li> <li><input type="checkbox"/> Bible (bookmark Joshua 2:2-3, 4-5, 7, 8-11, 17-18, 23-24)</li> <li><input type="checkbox"/> 1-quart resealable bags filled ¾ full with water (1 per Crew)</li> <li><input type="checkbox"/> sharpened pencils</li> <li><input type="checkbox"/> spray bottle of water</li> <li><input type="checkbox"/> red crepe paper streamer rolls (1 per Crew)</li> </ul>	<ul style="list-style-type: none"> <li><input type="checkbox"/> <i>Explore More</i>: Bibles, red crepe paper streamers, black markers, child-safe scissors</li> <li><input type="checkbox"/> <i>Game</i>: red crepe paper streamers, small paper cups</li> </ul>

\* in your **Simply Loved Kit**



# Opening Options

Set up one—or both—of these intro activities to start your time together. Each activity connects kids to the Bible Point and to each other. Cut apart these Option Cards, and place one by each activity you choose. Crew Guides will follow the directions and build friendships with kids as they make discoveries together!



## Water Surprise

**Supplies:** water, clear cups, wax paper, permanent markers

Use a marker to draw an arrow on a small piece of wax paper. Fill a clear cup with water, then move the arrow behind the cup and watch it change directions. Experiment with drawing other pictures or writing words backward.

**?** What's something unexpected that happened to you last week?

**We may not have expected arrows to appear to flip like that. But a scientific principle called *refraction* causes light to bend when it enters water, making the image appear to reverse.**

**In our Bible story, things were not as they appeared, either. And God invited an unexpected woman to play an unexpected part in the plan he had for his people. She discovered that God helps us be brave.**

## Color Coordinated

**Supplies:** pony beads, chenille wires

Mix pony beads, and make a chenille wire boundary around all the beads to contain them. Then call out a color, and give everyone 10 seconds to find and take as many of that color as possible. Repeat, calling out a different color.

**?** What's your favorite color? What's something you have in that color?

**God helps us be brave. In today's Bible story, a woman name Rahab risked her life to help God's people. She had a red rope she used to signal God's people.**

# Opening

Now's a great time for Opening Options. Choose one—or both—to introduce today's Bible discoveries.



countdown video (1 minute)

Help kids transition, clean up the activities, and sit with Connect Crews. A Connect Crew is a small group of kids with one Crew Guide.

## Sing & Play

Hello, friends! Welcome! I'm so excited to see you today! Let's start off with a song! We'll praise Jehovah, which is another name for God.



"Guide Me, O Thou Great Jehovah" music video

### Bible Point

God helps us be brave. That's our Bible Point today. Every time you hear the words "God helps us be brave," put your hands on your hips (demonstrate) and say, "We're brave!" Let's try that together.

- Put hands on hips and say, "We're brave!"
- Repeat several times.

Repetition cements learning, so be sure to say today's Bible Point A LOT. Have fun with it! Kids will love listening for it and responding with "We're brave!"

It's time for something unexpected! Quick! Everyone stand up and trade places with someone so you're sitting in a new spot. Pause while everyone moves.

Thanks! Sometimes unexpected things happen out of the blue. But God never changes. No matter what we're facing, God helps us be brave. (We're brave!) Let's sing about that!



"No Matter What I'm Facing" music video



We're brave!


### Supplies

- Bible
- media player
- Music Video DVD
  - "Guide Me, O Thou Great Jehovah" music video
  - "No Matter What I'm Facing" music video
  - "My Lighthouse" music video
- Buddy Video DVD
  - Rockette Bible Memory Buddy video (Week 2)
- Rockette Bible Memory Buddy poster

## Bible Memory Buddy & Verse

Let's check in with our Bible Memory Buddy. Show the Bible Memory Buddy poster. It's Rockette the flying squirrel. How much do you know about flying squirrels? Let's find out with a This-or-That Challenge! You'll hear two fun facts about flying squirrels. It's up to you to decide which is true—this fact or that!

- 🗣️ Do flying squirrels like to glide around during early morning or late at night?
  - Have everyone say, "Good morning!" to vote for *this* (early morning) or "Good night!" to vote for *that* (late at night).
  - Make a drumroll sound by patting your thighs or the floor.
  - Dramatically give the answer: **Flying squirrels fly only at night. They are nocturnal!**
  - Watch the Bible Memory Buddy video.



**Rockette Bible Memory Buddy video (Week 2)**



Show the Bible. **The Bible is God's true story of love! It's God's message to us that helps us know God better so we can have faith in him. Our Bible Memory Verse is Joshua 1:9. Let's say the verse together. I'll say a line, and then you repeat after me.**

**"Be strong and courageous! (make muscles)  
Do not be afraid or discouraged. (shake head "no")  
For the Lord your God is with you wherever you go." (hug self)  
(Joshua 1:9)**

**God's Word helps us stay strong and teaches us about God. God helps us be brave. (We're brave!) God is with us and shines his light to help us see which way to go. God's like our lighthouse. Let's sing about that!**



**"My Lighthouse" music video**



# Bible Discovery

## Circle Up & Connect

Let's circle up and spend a little time simply getting to know each other in smaller groups called **Connect Crews**.

- Arrange kids into Connect Crews with one helper—or Crew Guide—per group.
- Invite kids to sit in knee-to-knee circles with their Connect Crews.
- Have kids give their Crew Guides and each other fist bumps.
- Have kids take turns saying their names and answering this question. Crew Guides go first.
- 🕒 **Tell about a time you were brave.**

## The Heart of the Matter

Give each Crew Guide a resealable bag filled with water and several sharpened pencils.

**Today in our Bible story, we're going to learn about a woman named Rahab who did something surprising and helped God's people—even though she could have gotten in *big* trouble. She took a big risk.**

Have Crew Guides hold up the bags filled with water.

**Speaking of risk, these bags filled with water *could* pop and get you all wet. I mean, they look pretty full, don't they? It could happen! What we're going to do next is a little risky.**

Have Crew Guides show kids the sharpened pencils.

## Supplies

- Bible
- "Rahab Helps the Israelite Spies" Bible Story poster
- 1-quart resealable bags filled  $\frac{3}{4}$  full with water (1 per Crew)
- sharpened pencils (4-5 per Crew)
- spray bottle filled with water
- red crepe paper streamer rolls (1 per Crew)

We call helpers Crew Guides. If you lead a small class, you can be the Crew Guide. Simply circle up with the kids. If you have helpers, form smaller groups so each child can be known—and so kids can befriend your helpers, too!



Sometimes we have to do brave things that feel risky—like standing up for a friend who’s being bullied or playing a new sport. We have to be brave. Sometimes things go well. Other times, though, they’re messy. Let’s see what that’s like. Let’s be brave and try something in our Crews. Think about this question.

**🗋️ When have you had to take a risk?**

- Have kids take turns answering that question while holding the bag of water with their arms straight out in front of them.
- As kids give examples, Crew Guides stab a pencil through the water in the bag in one swift, confident motion, puncturing both sides of the bag so water doesn’t spill out. When each child has held the bag and answered the question, continue.

**🗋️ How was poking the pencils through the bag like taking a risk?** Invite a few responses from the whole group.

Sometimes we make choices that can turn out well—or not so well. In today’s Bible passage, we’re going to learn about a woman who had to be very brave and put *everything* at risk for strangers, and all because she believed in God’s power.

- For now, collect the resealable bags with the pencils still through them in an empty trash can. That’ll make for easier cleanup after the lesson is over.

## Experience the Bible Story

We’re going to explore our Bible passage today, and I’ll need lots of help. And guess what—you get to be spies! Let’s get started.

The Bible tells us that Joshua, the leader of God’s people, the Israelites, sent two spies to scout out the land of Jericho. God wanted his people to take over Jericho.

**Shh! Let’s be spies and quietly sneak across the Jordan River. Be careful, you might get wet!** Lead kids to quietly “swim” from one side of the room to the other across a pretend river. Spray them with the spray bottle a few times.

**Whew! Great job, spies! Next, the two spies met a woman called Rahab. Although she was from Jericho, she let them stay at her house overnight where they would be safe. She helped hide the spies from the king, who didn’t want Israelites sneaking into his land. Okay, spies, let’s find a place to hide with your Crews.** Pause while Crews hide together. **Quick! Here come the king’s men.**

**Stay where you are, and listen carefully as I read what happened. Stay quiet... not a peep!**



Read aloud Joshua 2:2-3.

**Uh-oh...trouble! Rahab had to decide what she would do. She had to make a choice. Whose side would she be on? The king of Jericho’s side or God’s side? Keep hiding while I read what happened.**



Read aloud Joshua 2:4-5.

Welcome a few responses. Be sure to summarize what kids say so everyone can hear.

Show the Bible Story poster. **Whoa. Rahab had to find courage to do something very risky. Even though she wasn't an Israelite, she chose God's side.**

**Where were the spies?** Point to the poster again. **Do you see them? They were hidden up on her roof under a kind of crop called flax that was drying in the sun. Close your eyes, crouch down, and be very still and very quiet like the spies.** Pause, then stomp your feet as you walk around where the Crews are hiding. They'll hear and feel your presence, but they won't see you. Then pause so it's quiet for a few seconds.

Whisper. **Listen! Do you think the king's men are gone? I don't hear them. I think it's safe to come out.** Have everyone sit up and give friends a reassuring pat on the back.

**The king's men were gone. Let's read where they went.**



Read aloud Joshua 2:7.

**Then Rahab went up on the roof to update the spies. Remember, Rahab was from Jericho. She was under the king's rule, yet she was helping Israelite spies who wanted to take over the land. She knew the spies were Israelites, God's people. Let's talk in our Crews.**

- Form knee-to-knee Crew circles.
- ② **Why do you think Rahab would have gone against her own king?**
- Give Crews several minutes to talk.

**Hmm. Let's read Rahab's explanation.**




Read aloud Joshua 2:8-11.

**God and his people had quite the reputation! Rahab wanted to be with them. Her choice probably wasn't easy, and she needed courage to do the unexpected and help these spies. But God gave her courage to make a surprising choice. And God helps us be brave, too. (We're brave!)**

**Rahab asked the spies for something in return, though. She said, "Promise me that when Jericho is conquered, you'll be good to my family and me." She made them promise. Here's what the spies said. Do what I do, and repeat after me.**

**"We offer our own lives, (plant fist in palm)  
as a guarantee for your safety. (give thumbs-up)  
If you don't betray us, (shake head "no")  
we will keep our promise (link pinkies with a friend)  
and be kind to you when God gives us this land." (place hands over heart)**

**Rahab helped the spies escape from Jericho. Her house was built into the city's great wall, so they had to climb down a red rope to sneak away.**



Throw out a long, red crepe paper streamer to each Crew. Have everyone take turns pretending to climb down the “rope” and “land” on the floor.

**But before they left, they gave her some instructions.** Have everyone pretend to climb back up the rope to give instructions.

**They said that when they returned, she needed to do something important so they could fulfill their promise to her. It was something else that was risky. Let’s find out what it was.**



Read aloud Joshua 2:17-18.

**What did Rahab do? She accepted their terms and sent them on their way.** Have everyone pretend to climb down the rope and land on the floor again.

**Rahab left the red rope hanging from her window so the Israelites could easily find her again, even though it might draw attention from the king’s soldiers.** Have Connect Crews roll their red streamers out across the floor.

**Then the spies returned across the Jordan River. Ready, spies? You might get wet again!** Have kids follow you back across the “river” as you spray them with the spray bottle. **There, they reported back to Joshua.**



Read aloud Joshua 2:23-24.

**God had faithfully led his people, and he was about to lead them into the land he’d promised to give them. And he included an unexpected non-Israelite in his plan—Rahab!**

**God gave Rahab the strength to be brave and help the spies so God’s people could take over Jericho. And God helps us be brave, too. (We’re brave!) Let’s circle up and talk in our Connect Crews again.**

- 🗣️ **When has God come through for you or someone you know in an unexpected way?** Encourage Crew Guides to go first.
- 👍 Crew Guides give thumbs-up when everyone has shared.

**God helps us be brave. (We’re brave!) He may work in ways we don’t expect, but he’s promised to be with us every step of the way.** Congratulate “spies” and give them a round of applause.

Now’s a great time for Apply-It Options!  
Choose one—or both—of the following  
reinforcement activities to support today’s  
Bible discoveries before the Friendship Finale.

# Apply-It Options

Choose one—or both—of these activities to support kids' learning after Bible Discovery.

## Explore More

**Supplies:** Bibles, red crepe paper streamers, black markers, child-safe scissors

**Later, God would help Joshua and the Israelites take over Jericho. And Joshua remembered the spies' promise to Rahab and made sure she and her family were safe. Let's read what happened.**




Distribute Bibles, and help kids find and read Joshua 6:23 together.

**Rahab's bravery had a lasting impact on her family. She chose to be on God's side, and that was the best choice! We can trust that during times we feel uncertain, afraid, or worried, God will give us courage. He loves us. God helps us be brave! (We're brave!)**

Have each child cut a long section of red crepe paper streamer and trim the ends into fringe. Have kids each write "God helps me be brave!" and their name on the streamer. Encourage kids to take the streamers home to hang on a wall.

🕒 **What's something you need God to help you be brave with?**

**God cares for us. When we need to be brave, we can lean on God. He'll always share his strength with us. Take home your streamer, and place it where it'll remind you that God helps us be brave. (We're brave!)**




## Game

**Supplies:** red crepe paper streamers, small paper cups

Have kids form groups of three or more. Two kids will stretch a streamer between them while the others attempt to stack cups along the streamer. Kids can work together to try to get as many cups as possible balanced on the streamer.

- 🕒 **Describe what was hardest about this game.**
- 🕒 **How are those difficulties like or unlike the hard choices Rahab faced?**


**In our Bible passage, Rahab made a hard—and brave—choice. She was probably pretty worried about what would happen to her, but she had faith in God's strength and everything turned out okay. God helps us be brave. (We're brave!)**



## Supplies

- Rockette Bible Memory Buddy stickers (1 per child)
- Take-It-Home Flyers (Unit 2, Week 2) (1 per child)

# Friendship Finale



Have kids sit in knee-to-knee circles with their Connect Crews.

**Rockette, our Bible Memory Buddy, can help us remember that God helps us be brave. (We're brave!) You'll each receive a Rockette sticker to help you remember God helps you be brave throughout your week. You can wear your sticker now or take it home with you. Crew Guides will give each person a sticker like this.**

- Ask a willing child to help you demonstrate the following actions.
- Kneel and say the child's name, then have the child "climb down" to you to receive the sticker on the floor.
- As they give each child a Bible Memory Buddy sticker in the same way, Crew Guides say, "God helps [child's name] be brave."
- Crew Guides give thumbs-up when everyone has received a sticker.

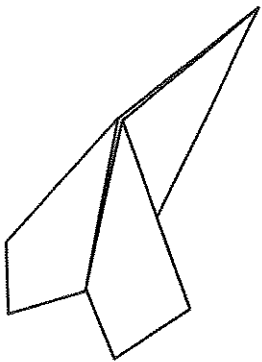

**God shows us the right thing to do, even when it feels scary or risky. He gives us strength and courage. Just like he helped Rahab bravely make an unexpected choice, God helps us be brave. (We're brave!)**

**And here's something else unexpected that also shows us how God's plan is at work. Rahab lived during the time of the Old Testament in the Bible, *loooong* before Jesus was born. But her name comes up again during the time Jesus was alive; you can find the reference in the New Testament in Matthew 1:5. Most Bible scholars believe it was the same Rahab who helped God's people become part of King David's family that eventually led to Jesus! Rahab was part of God's plan all along to rescue the world from sin through Jesus. Now *that's* amazing!**

**I'd like to read you something now about our friend Jesus. As you listen, close your eyes, imagine he's sitting next to you, and focus on the words. Pause as kids close their eyes. Listen as I read about Jesus.**

- Read the first section of the Unit 2, Week 2 Take-It-Home Flyer.
- **Now I'll give you one of these flyers to help you talk about Jesus' love in your Crews and at home, too.**
- Distribute Take-It-Home Flyers to Crew Guides, and have them share about their own friendship with Jesus as they discuss the "Talk Starter" question and then invite kids to share.
- Kids share prayer requests—things they'd like to tell Jesus—in their Connect Crews.
- Connect Crews pray together.
- Crew Guides distribute Take-It-Home Flyers and follow the directions to help kids fold the paper to "fly" home. ○

Saying each child's name in a loving way helps kids simply experience Jesus' love through you!



# Take-It-Home Flyer

## Rahab Helps the Israelite Spies (Joshua 2)

**"Be strong and courageous!  
Do not be afraid or  
discouraged. For the Lord  
your God is with you  
wherever you go."  
(Joshua 1:9)**

### God helps us be brave...and works through us in unexpected ways.

Have you ever shuffled your stocking feet across a carpet on a cold winter morning and then reached for a doorknob?

Zap! Static electricity shoots a spark of *ouch!* at your fingers, and you are now WIDE AWAKE!

That's static electricity for you. It works its way through you and reaches whatever you touch.

Sort of like...Jesus.

Jesus wants to work in and through you in unexpected ways, too. You're walking home when you notice a neighbor struggling to juggle two sacks of groceries and one baby. That's Jesus giving you a chance to serve someone.

A friend sighs and stares at her feet. She isn't saying anything, but you can tell she's sad. It's Jesus giving you a chance to be loving as you offer a kind word.

When you least expect it, Jesus works through you to do his work and share his love in the world. Will you be brave enough to say, "Yes, Jesus! Let's do this!"?

Zap!

#### Talk-Starters

**Tell about a time you think Jesus may have worked through you.**

#### Try This @ Home

Look for work to do around the house—something nobody else seems to want to do. Then roll up your sleeves and do it!



#### Explore More @ Home

Jesus will share his love through you! Not sure about that? See Ephesians 2:10 and 1 John 4:11-12.



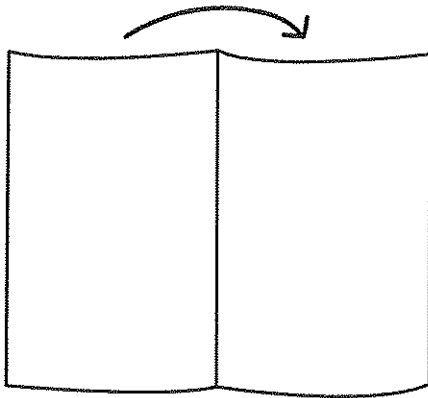
# Make this page fly home!

Fold a flyer. When you get home

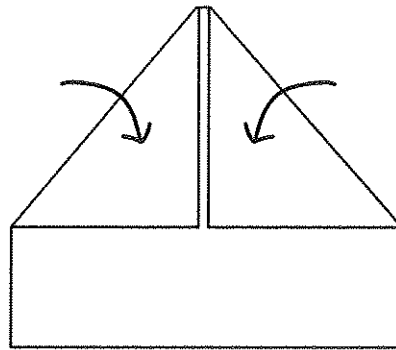
...stand 5 feet from a light switch and see if you can fly your plane and hit it just right to flip the switch. Zap!

## Here's how:

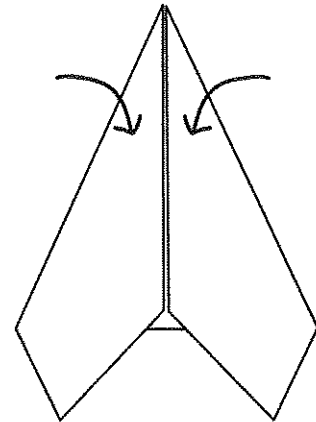
1 Fold the paper in half as shown.



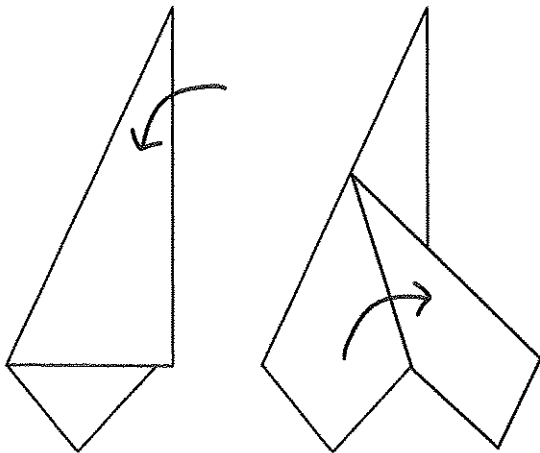
2 Unfold, and then fold the top two corners to the center line to create flaps.



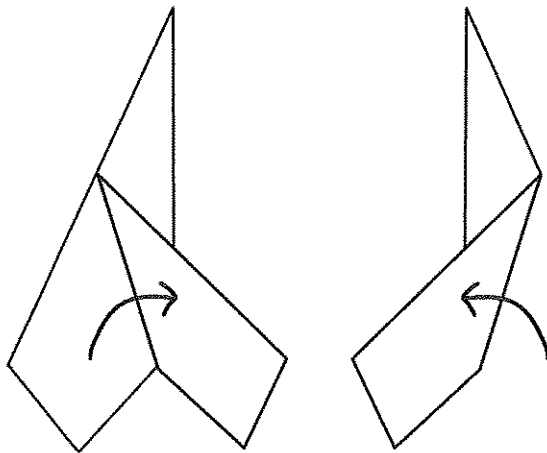
3 Fold each side to the center again.



4 Fold in half, then diagonally fold over the edge of the paper to make a wing.



5 Flip over and fold another wing to match the other side.



6 Grab the middle, and let it fly!

