

The Israelites Cross the Red Sea

The Exodus

Exodus 14

Bible Point

God takes care of us.

Purpose

Think of something that seems impossible right now in your life. You can't see how good can come of it. You have or soon will run out of ways to fix it. Even though it's hard, don't lose hope in God.

Remember what Moses said in Exodus 14: "Don't be afraid. Just stand still and watch the Lord rescue you today...The Lord himself will fight for you. Just stay calm." What you are going through might be overwhelming, but God takes care of you just as he took care of the Israelites. Stay calm and wait for him.

As the young children in your class learn they can trust God, you can model your faith and trust in God. The more they see you trusting God, the more they can cling to him when they face hard times.



Prayer

God, I know you can do the impossible. Help me demonstrate for kids that you will make a way, no matter the situation. In Jesus' name, amen.

Prep

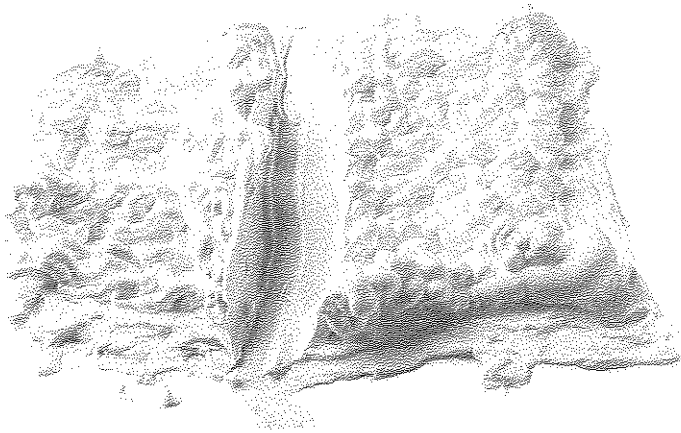
Opening Options	Sing & Play	Bible Discovery & Goodbye Circle	Apply-It Options
<ul style="list-style-type: none"> <input type="checkbox"/> Option Cards* <input type="checkbox"/> <i>Sweeping Sea</i>: shaving cream, wet wipes or paper towels <input type="checkbox"/> <i>Pompom Paths</i>: paper, pompoms, clothespins, markers 	<ul style="list-style-type: none"> <input type="checkbox"/> Music CD* <input type="checkbox"/> Music Video DVD* <input type="checkbox"/> Buddy Video DVD* <input type="checkbox"/> Tina Termite Bible Memory Buddy poster* <input type="checkbox"/> media player <input type="checkbox"/> Bible (bookmark Romans 8:31) 	<ul style="list-style-type: none"> <input type="checkbox"/> "The Israelites Cross the Red Sea" Bible Story poster* <input type="checkbox"/> Music CD* <input type="checkbox"/> Tina Termite Bible Memory Buddy stickers* (1 per child) <input type="checkbox"/> media player <input type="checkbox"/> Bible (bookmark Exodus 14:13-14, 21-22) <input type="checkbox"/> 2 blue plastic tablecloths or towels 	<ul style="list-style-type: none"> <input type="checkbox"/> <i>Game</i>: blue plastic tablecloth or towel <input type="checkbox"/> <i>Food-n-Friendship</i>: snack, napkins, hand cleanser, Music CD*, media player <input type="checkbox"/> <i>Coloring Creation</i>: "The Israelites Cross the Red Sea" Coloring Creation pages* (1 per child), crayons, brown felt squares, glue sticks, child-safe scissors, Music CD*, media player

* in your **Simply Loved Kit**



Opening Options

Set up one—or both—of these intro activities to start your time together. Each activity connects kids to the Bible Point and to each other. Cut apart these Option Cards, and place one by each activity you choose. Crew Guides will follow the directions and build friendships with kids as they make discoveries together!



Sweeping Sea

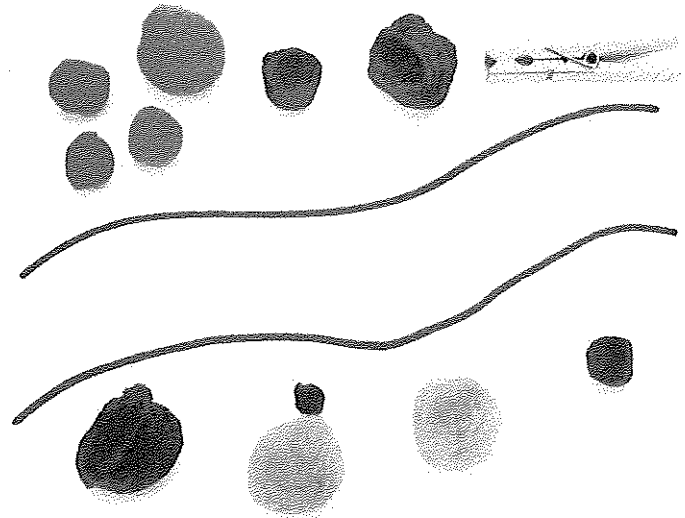
Supplies

- shaving cream, wet wipes or paper towels

Make a “sea” of shaving cream, and then part the waters with a finger.

? Tell about a fun or scary experience you had in water.

Today we'll hear how God did something amazing with water to take care of his people, the Israelites. He made a path through the water so the Israelites could walk on dry ground! God takes care of us, even when things seem impossible.



Pompom Paths

Supplies

- paper, pompoms, clothespins, markers


Draw a path on paper, then cover the path with pompoms. Use clothespins to pick up and move pompoms to either side of the path.

? Tell about a path you've walked on.

God takes care of us. Today we'll hear how he made a dry path through water!

Opening

Now's a great time for Opening Options. Choose one—or both—to introduce today's Bible discoveries.



 "The Cleanup Song" (Music CD track 1)

Help kids transition by cleaning up before sitting with their Connect Crews. A Connect Crew is a smaller group of kids with one Crew Guide.

Sing & Play

Welcome

Hello, friends! I'm so glad you're here today. Let's sing our welcome song.

 "Hello, My Friends" (Music CD track 2)

Let's say hello to our Crew Guides. They're our go-to friends who are here to have fun and learn along with us.

- Kids give their Crew Guides high-fives.

Bible Point

Today's Bible Point is **God takes care of us.** Every time you hear the words "God takes care of us," cup your hands together like you're holding something in your hands and say "Amen!" Let's try it together.

Repeat several times.

Amen means "so be it." We end our prayers with "amen" because we're asking God to take care of the things we talked to him about. Let's say a prayer together right now. I'll say the words, and you can do the motions with me.

God, please take care of me. (point to yourself)

Amen, let it be. (hands together as if praying)

God, you will make a way (move hands forward together as if making a path)

Each and every day. (sweep both hands in front of you)

Thanks for taking care of me. (point to yourself)

Amen, let it be. (hands together as if praying)

Repeat the prayer, this time inviting kids to repeat the words after you.



Amen!

Supplies

- Bible
- Music CD
 - "Hello, My Friends"
- Music Video DVD
 - "God Is for Me" music video
 - "Rescue Me" music video
- Buddy Video DVD
 - Tina Termite Bible Memory Buddy video (Week 4)
- media player
- Tina Termite Bible Memory Buddy poster

Repetition cements learning, so be sure to say today's Bible Point A LOT. Have fun with it! Kids will love listening for it and responding with "Amen!"


God takes care of us. (*Amen!*) Let's sing a song to celebrate!



"God Is for Me" music video

Bible Memory Buddy & Verse

It's time to talk to our friend Buzzly Bee. He helps us *bee* close friends with God! Let's call for Buzzly. Do what I do!



- Flap hands quickly like a bee.
- Make buzzing sounds.



Tina Termite Bible Memory Buddy video (Week 4)

Tina Termite is our Bible Memory Buddy. She's a tiny, little bug.

- Show the Bible Memory Buddy poster.
- Have everyone pinch their fingers together as if they're little bugs and say, **God takes care of us. (*Amen!*)**




Show the Bible. **The Bible is God's true story of love! Our Bible Memory Verse comes from the Bible. Let's say our Bible verse together. I'll say a line, and then you repeat after me.**

"If God (*hold hands heavenward*)
is for us, (*point both thumbs at chest*)
who (*palms up, shrug*)
can ever be against us?" (*push palms out from body*)
(Romans 8:31)


God is with us every day, even days that don't go so well. When hard times come and we don't know what to do, we can ask God to help and rescue us. He will! Let's sing about that now.



"Rescue Me" music video



Bible Discovery

 Hold up a Bible. **Today our Bible story tells about how God took care of his people, the Israelites. And we'll find out God takes care of us. (Amen!) The Israelites were on a journey to find a new place to live.**

- Have Connect Crews get comfy in knee-to-knee circles.
- 🗣️ **Tell about a journey or trip you've taken.**
- Invite Crew Guides to share first.
- Crew Guides give thumbs-up when everyone has shared.

The Israelites were moving away from a place called Egypt, where they had been treated badly. They hadn't gotten very far when they reached a big sea called the Red Sea. Pretend with me that you're on the edge of a big sea. Here's the sea!

- Lay the two blue plastic tablecloths or towels side by side on the floor near Crews.
- Have everyone wave their arms out at their sides like a wavy sea.
- Together, make "whoosh, whoosh, whoosh" or "crash, crash" sounds like waves.


God told the Israelites, "Stay here a little bit. I'm going to do something to show the Egyptians how great I am." So the Israelites camped there overnight. They knew God takes care of us. (Amen!) Let's rest like they did.

- Lie down and pretend to sleep.
- Sit up and stretch, as if waking up.

But while the Israelites were camping by the sea, the Egyptians decided they didn't want to let them leave. They decided to chase them! They loaded up some chariots, hopped on their horses, and started coming after the Israelites!

- Cover mouth and say, "Oh no!"
- Pat legs to make the sound of horses running.

Some of the Israelites were very scared. They forgot that God takes care of us. (Amen!) But their leader, Moses, didn't forget. Let's read in the Bible what happened.


 Read aloud Exodus 14:13-14.


Moses reminded God's people that God would take care of them. God would make a way for them to get away from the Egyptians. Let's find out what happened.

Supplies

- Bible
- "The Israelites Cross the Red Sea" Bible Story poster
- 2 blue plastic tablecloths or towels

We call helpers Crew Guides. If you lead a small class, you can be the Crew Guide. Simply gather kids in a cozy circle around you. If you have helpers, form smaller groups so each child can be known—and so kids can befriend your helpers, too!

 Read the verses from a kid-friendly Bible translation. You're showing kids that God's Word is special. And don't worry, we've kept the verses short for young attention spans.

 Read aloud Exodus 14:21-22.

God told Moses to hold his hand over the sea. Hold up your hand. God divided the water so the Israelites could walk through on a dry path. Point to the sea made of tablecloths or towels. **Help me divide this sea like God did.**

- Kids each raise a hand like Moses did.
- Two people partially raise the tablecloths or towels at the point where they meet to “part the sea.”
- Kids walk through and gather on the opposite side.

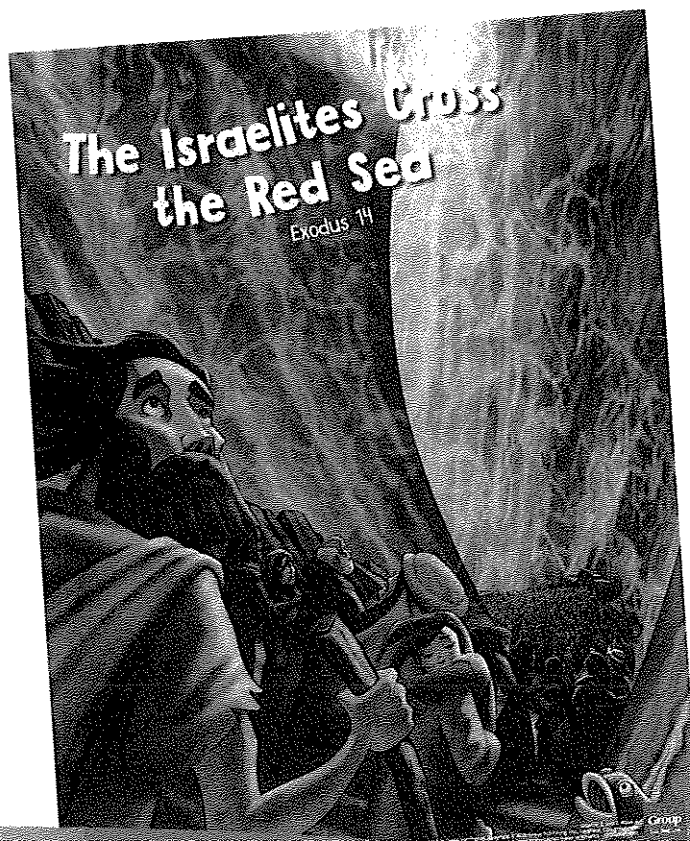
Show the Bible Story poster. **God took care of the Israelites in an incredible way, and God takes care of us. (Amen!)**

- Point out the walls of water and the dry path on the poster.
- Point out the grown-up carrying a little child through the water.
- **?** Tell about a neat way someone took care of you. Invite a few responses from the whole group.

God gives us people to take care of us, and God gave his people Moses to help them. Moses trusted God. God made the walls of water go back down again, and the Egyptians didn't catch God's people! God made a way for his people to keep moving to their new home. I'm so glad God takes care of us. (Amen!)

- Lower the tablecloths or towels to show the sea coming back together, and place them on the ground.
- Lead kids in a prayer, thanking God for taking care of us.

Welcome a few responses. Be sure to summarize what kids say so everyone can hear.



Now's a great time for Apply-It Options. Choose one or more that fit your time frame to support today's Bible discoveries before the closing Goodbye Circle.

Apply-It Options

Choose one—or all—of these activities to support kids' learning after Bible Discovery.

Game

Supplies: blue plastic tablecloth or towel

Play a version of Freeze Tag, where kids are unfrozen when Crew Guides bring the "Red Sea pathway" (the tablecloth or towel) to them. When the pathway is on the floor in front of a child, that child will unfreeze, walk on the pathway, and run free once again.

God made a way for the Israelites to run free—and it was a way they never expected! God took care of them, and God takes care of us. (Amen!)



Food-n-Friendship


Supplies: snack, napkins, hand cleanser, *Music* CD, media player

- Give a napkin to a friend and say, "**God takes care of us.**" (Amen!)

 **"God, You Are So Good"**
(*Music* CD track 3)

- Eat snack together.
- **When we pray, we talk with God. Who has something we can talk with God about?**
- Pray together.

God takes care of us. (Amen!)
Let's take care of our area and clean up our snack.




Coloring Creation

Supplies: "The Israelites Cross the Red Sea" Coloring Creation pages (1 per child), crayons, brown felt squares, glue sticks, child-safe scissors, *Music* CD, media player

God takes care of us. (Amen!)
He took care of the Israelites by making a dry path for them to walk through the Red Sea.

- Talk about what kids see on the picture.
- Color the picture.
- Have kids glue the brown felt pieces in the middle of the Red Sea to make a path for the Israelites to walk on.
- Play music as kids create.

 **"God Is for Me"**
(*Music* CD track 6)



Supplies

- Music CD
 - “Goodbye, My Friends”
 - “God Is for Me”
- media player
- Tina Termite Bible Memory Buddy stickers (1 per child)
- 2 blue plastic tablecloths or towels

Goodbye Circle

It's almost time to say goodbye! Let's sing our goodbye song as we join hands and make one big circle!

“Goodbye, My Friends” (Music CD track 4)

God takes care of us. (Amen!) He takes care of us in all kinds of ways. He even sent his special Son, Jesus, to earth to take care of us. Jesus died on the cross to rescue us from sin and make a way for us to live forever with Jesus. Let's cheer for Jesus!


- Have kids gather around the blue tablecloths, grab an edge, and wiggle the tablecloths to look like waves as they say, “Yay, Jesus!”
- Set the tablecloths down near the Bible Memory Buddy poster.

Remember Tina Termite? She reminds us that God takes care of us. (Amen!)


- Show the Bible Memory Buddy poster.
- Invite Crew Guides to give each child a Tina Termite sticker by having kids face each other in two lines to make a “water wall” like in the Bible story. One by one, invite kids at the end of the lines to walk through the water wall to get a sticker, then stay on the other end of the line.
- As they give a sticker to each child, have Crew Guides say, “God, please take care of [child's name]” and have the child respond “Amen!” Kids can wear the stickers or collect them at home.

“God Is for Me” (Music CD track 6)

- Do Bible Memory Verse motions and move to the music!




Saying each child's name in a loving way helps kids simply experience God's love through you!



The Israelites Cross the Red Sea

GOD TAKES CARE OF US.

Exodus 14



TINA TERMITE



**“If God is for us,
who can ever be
against us?”**

(Romans 8:31)



The Israelites Cross the Red Sea

Bible Point

God takes care of us...and always makes a way for us.

Purpose

It's hard to imagine a more desperate situation than the one the Israelites found themselves in at the banks of the Red Sea. Vast water ahead and a vicious army behind. No time or way to escape.

That feeling of helplessness isn't reserved for biblical characters from the past. Modern adults face daily situations that can throw them into a helpless state. A concerning diagnosis. A pink slip. Not knowing where the money's going to come from for next month's bills.

Kids, even more than adults, may tend to feel powerless. They can't stop their parents from divorcing. They can't help Mom find a new job. But they *can* turn to God for help. We *all* can turn to God—he's our refuge, our shield, our protector.

Use this lesson to help kids know they can turn to God in any and every situation. They can pray to him, they can trust him, and they can count on the absolute knowledge that God *always* loves and cares for them.



Prayer

God, thank you. Thank you for your love. Thank you for caring for me and for the children you've put in my care. Please hold them close this week, and let them know how very much you love them. In Jesus' name, amen.

Prep

Opening Options	Sing & Play	Bible Discovery & Friendship Finale	Apply-It Options
<input type="checkbox"/> Option Cards* <input type="checkbox"/> <i>Part the Cup</i> : disposable cups, water <input type="checkbox"/> <i>Clay Play</i> : play dough, plastic knives	<input type="checkbox"/> countdown video* <input type="checkbox"/> <i>Music Video DVD</i> * <input type="checkbox"/> <i>Buddy Video DVD</i> * <input type="checkbox"/> Tina Termite Bible Memory Buddy poster* <input type="checkbox"/> media player <input type="checkbox"/> Bible (bookmark Romans 8:31)	<input type="checkbox"/> "The Israelites Cross the Red Sea" Bible Story poster* <input type="checkbox"/> Tina Termite Bible Memory Buddy stickers* (1 per child) <input type="checkbox"/> Take-It-Home Flyers* (Unit 2, Week 4) (1 per child) <input type="checkbox"/> Bible (bookmark Exodus 14:5-6, 13-14) <input type="checkbox"/> brown and blue paper <input type="checkbox"/> scissors <input type="checkbox"/> markers <input type="checkbox"/> glue sticks	<input type="checkbox"/> <i>Explore More</i> : Bibles, paper, pens, markers <input type="checkbox"/> <i>Game</i> : bottles of bubble solution with wands (1 for every 3 kids), paper

* in your **Simply Loved Kit**



Opening Options

Set up one—or both—of these intro activities to start your time together. Each activity connects kids to the Bible Point and to each other. Cut apart these Option Cards, and place one by each activity you choose. Crew Guides will follow the directions and build friendships with kids as they make discoveries together!



Part the Cup

Supplies

- disposable cups, water


Put about an inch of water in cups.

Pretend the water in your cup is a lake. Now try to make a dry path through the water!

? What was it like trying to make a dry path through water?

? In real life, how would engineers make a dry path across a lake?

Engineers would probably drain the lake to make a dry road across. Or maybe they would just build a bridge. In today's Bible story, we'll meet some people who needed God's help to cross a lot of water. They learned that God takes care of us.



Clay Play

Supplies

- play dough, plastic knives

Make something you might see near water. Think a beach, lake, boats, or whatever your creative brain comes up with!

? What's your favorite thing to do at a beach or lake?

No matter where we are, on land or on water, it's good to know that God takes care of us. In today's Bible story, we'll meet some people who needed God to take care of them when they faced a big sea.

Opening

Now's a great time for Opening Options. Choose one—or both—to introduce today's Bible discoveries.



countdown video (1 minute)

Help kids transition, clean up the activities, and sit with Connect Crews. A Connect Crew is a small group of kids with one Crew Guide.

Sing & Play

Hello, friends! I'm so happy you're here! Let's sing some awesome songs!



"Won't Worry 'Bout a Thing" music video

Bible Point

No matter where we are or what we're doing, God takes care of us. That's our Bible Point today. So every time you hear the words "God takes care of us," you'll respond in a certain way. Do what I do!


- Cup your hands together like you're holding something in your hands and say "Amen!"
- Repeat several times.

Repetition cements learning, so be sure to say today's Bible Point A LOT. Have fun with it! Kids will love listening for it and responding with "Amen!"

God takes care of us, (Amen!) and he always makes a way for us. Let's celebrate God's care with another song.




"God Is for Me" music video



Amen!

Supplies

- Bible
- media player
- Music Video DVD
 - "Won't Worry 'Bout a Thing" music video
 - "God Is for Me" music video
 - "Good in Every Way" music video
- Buddy Video DVD
 - Tina Termite Bible Memory Buddy video (Week 4)
- Tina Termite Bible Memory Buddy poster



Bible Memory Buddy & Verse

Let's meet our Bible Memory Buddy. It's Tina Termite! Show the Bible Memory Buddy poster. Termites eat a lot. Let's see what you know—or don't know—about how much they eat with a This-or-That Challenge! You'll hear two fun facts about termites. It's up to you to decide which is true—this fact or that!

- 🔗 In a year's time, some termites can eat as much grass as another animal. Is that animal a goat or a cow?
 - Have everyone "baa" to vote for *this* (a goat) or "moo" to vote for *that* (a cow).
 - Make a drumroll sound by patting your thighs or the floor.
 - Dramatically give the answer: **Some termites can eat as much grass as a cow!**
 - Watch today's Bible Memory Buddy video about Tina Termite.



Tina Termite Bible Memory Buddy video (Week 4)



Show the Bible. **The Bible is God's true story of love. Every part of the Bible is there for a reason, showing us God's loving plan for us. Our Bible Memory Verse is Romans 8:31. Let's say the verse together. I'll say a line, and then you repeat after me.**

"If God (*hold hands heavenward*)
is for us, (*point both thumbs at chest*)
who (*palms up, shrug*)
can ever be against us?" (*push palms out from body*)
(Romans 8:31)

God takes care of us. (Amen!) God is good in every way, so let's sing about that!



"Good in Every Way" music video

Bible Discovery

Circle Up & Connect

Let's circle up and spend a little time simply getting to know each other in smaller groups called **Connect Crews**.

- Arrange kids into Connect Crews, with one helper—or Crew Guide—per group.
- Invite kids to sit in knee-to-knee circles with their Connect Crews.
- Have kids give their Crew Guides and each other wavy high-fives.
- Have kids take turns saying their names and answering this question. Crew Guides go first.
- 🗣️ **If you had to get across a lake in a hurry, would you rather use a jet ski or a boat? Why?**

Experience the Bible Story

Hold up the Bible. **Now it's time to dive into a story from the Bible. But I need your help. Just do what I do and get ready to move!**

Today we'll all be God's people, the Israelites. Point to yourself with a thumb. **Our story comes from the book of Exodus in the Bible.**

For a very long time now, we've been living in Egypt, working under the hot Egyptian sun. It's so hot! Pretend to wipe sweat off your brow. **Pharaoh, the ruler of Egypt, has really been mean to us. What a hard-hearted mean guy!** Stand with hands on hips.

But we know that God takes care of us. (Amen!) And God just came through in a huge way for us! He sent 10 plagues on Egypt to show Pharaoh who's boss. Not one plague. Hold up one finger. **Not two plagues.** Hold up two fingers. **TEN plagues!** Hold up 10 fingers.

Pharaoh got so scared that he told us to leave Egypt! We're finally free! High-five several kids.

C'mon, there's no time to lose. Let's hurry up and get out of here before Pharaoh changes his mind. Quick! Run to your tent and pack up your clothes. Run to one side of the room and pretend to pack a bag.

Now run to the animal pen and get the sheep tied up and ready to go. Run to the other side of the room and pretend to tie rope. **Good job! Now count to make sure you have everyone in your family. Are you missing anyone? Count three people and make sure.** Pat three different people on the head as you count to three.

Okay, we're ready! Let's go! Time to leave Egypt for good! Follow me! Lead everyone in a circle around the room.

Supplies

- "The Israelites Cross the Red Sea" Bible Story poster
- brown paper
- blue paper
- scissors
- markers
- glue sticks

We call helpers **Crew Guides**. If you lead a small class, you can be the **Crew Guide**. Simply circle up with the kids. If you have helpers, form smaller groups so each child can be known—and so kids can befriend your helpers, too!

All God's people, and all their animals, left Egypt and traveled through the wilderness. I don't know about you, but all this walking has made me tired. Stretch and yawn. **I think it's time to camp for the night.** Have everyone sit down in Connect Crews.

First let's cook some dinner. Pretend to stir a pot. **Now let's chow down.** Pretend to eat. **That was good!** Rub your tummy. **Let's get a good night's sleep so we can travel some more tomorrow.** **Goodnight!** Lay your head on your hands and pretend to sleep.

Rise and shine! Time to get up and get moving! Stretch and yawn again. **The farther we get away from Egypt, the better! C'mon, follow me.** Lead everyone in a circle around the room in the opposite direction.

God's people walked and walked, and they finally came to the shores of the Red Sea. There was so much water it looked like an ocean! Shield eyes with one hand and point in the distance with the other. **How are we ever going to get across?** Scratch head as if confused.

As if a huge sea wasn't a big enough problem, there was even bigger trouble on the way. Listen to this.



Read aloud Exodus 14:5-6.

Oh no! Pharaoh changed his mind about letting the Israelites go! Put hands over mouth as if surprised. **He sent all his soldiers on their chariots to chase after God's people!**

Wait! What's that I hear? Cup hand to ear. **Is that horses I hear?** Pat thighs to make hoofbeat sounds. **Oh no! The chariots must be getting closer!** Pat thighs louder and faster. **What are we going to do?** Grab head in despair.

Should we run for it? Run in place. **No, there's nowhere to run. The Egyptians are right behind us! Should we try to swim?** Pretend to swim. **No, we'll never make it across. We're trapped!**


Just then, when all hope was gone, this is what happened.



Read aloud Exodus 14:13-14.

Show the Bible Story poster. **God moved the water in the Red Sea! He just parted it so there was a dry path in the middle! It was a miracle! Huge walls of water on both sides, held in place by God's mighty hand. God's people passed right through the sea on dry ground. What a sight!** Walk in place slowly, with hands over mouth as if in awe.

When all God's people were safely on the other side, God let the water flow



back in place, covering the Egyptian chariots. The Israelites were safe! High-five someone nearby. God's people found out in a big way that God takes care of us (Amen!) and always makes a way for us. Thank you, God! You made a way for us. Clap and cheer.

Lead everyone in applause for their participation, then have kids sit with their Connect Crews.

The Heart of the Matter

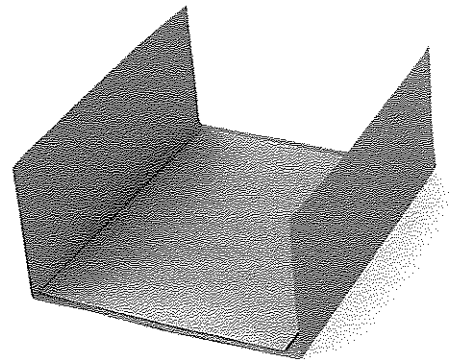
In our Bible story, God's people faced an impossible situation. Ahead of them lay a huge sea, with no way to get across. Behind them came the Egyptians, with their chariots and swords. The Israelites were stuck—they had no way to save themselves. Let's talk in our Connect Crews.

- ❓ **When is a time you felt you were in an impossible situation or a time you just couldn't figure out a solution? Crew Guides, you can share first.**
- Crew Guides give thumbs-up when everyone has shared.

Thanks for sharing. It's tough to be in a situation where you feel helpless. Maybe your parents are getting a divorce and there's nothing you can do about it. Or maybe your best friend is moving away or someone you know is sick.

But *no* situation is impossible for God! God takes care of us (Amen!) and always makes a way for us. Let's make something to remember that.

- Give each Crew brown and blue paper. Set out scissors, markers, and glue sticks to share in each Crew.
- Holding the blue paper horizontally, fold in both sides to meet in the center. Then unfold.
- In the center, write a few words to describe a current situation where you need God's help.
- Glue a brown paper strip over the words.



Even when life is rough and things feel impossible, God still loves us and is always with us. God takes care of us (Amen!) and always makes a way for us. Take your Red Sea reminder home to help you remember that God's got every situation in your life covered!

Now's a great time for Apply-It Options. Choose one—or both—of the following reinforcement activities to support today's Bible discoveries before the Friendship Finale.

Apply-It Options


Choose one—or both—of these activities to support kids' learning after Bible Discovery.

Explore More

Supplies

- Bibles, paper, pens, markers

After God parted the Red Sea, God's people were amazed! They sang a song of victory to God. Let's look at a little part of that song.


 Distribute Bibles, and help kids find and read Exodus 15:1-2 together.

🔗 What's your favorite way to praise God?

God's people used a song to praise him for taking care of them. Since we know that God takes care of us, (Amen!) let's praise God, too! You can write a song, draw a picture, create a poem, or just write a thank-you note—however you want to praise God is good!

- Distribute paper, pens, and markers.
- Allow time for kids (and Crew Guides!) to create praises to God.
- Have kids share and explain their creations within their Crews.

With kids' permission, snap pictures of their creations with a smartphone to post on your church's social media page. What a great way for kids to lead their church family in worship!



Game

Supplies


- bottles of bubble solution with wands (1 for every 3 kids), paper
- Have kids form trios at one end of the room.
- Give each trio a bottle of bubble solution with a wand. Have sheets of paper available.
- Explain that one person in each group will blow bubbles while the other two players try to get the bubbles to the other side of the room. They can wave hands, fan sheets of paper, or huff and puff—but they can't touch the bubbles.
- At the other side of the room, switch roles. Play until each person has had a chance to blow bubbles.

🔗 What was easy or hard about this game?

You had trouble getting the bubbles all the way across the room. That's because you were limited by the natural properties of bubbles, air currents, and so on. But God is never limited by anything. He had no trouble parting the Red Sea and getting his people across safely. His power is incredible!

🔗 When is a time you saw God's power in your life?

God takes care of us. (Amen!) No matter what situation you find yourself in, God is right there with you. He loves you and cares what happens to you. He'll never leave you—never!



Friendship Finale

Invite kids to sit in knee-to-knee circles with their Connect Crews.

No situation is too hard for God! God takes care of us (Amen!) and always makes a way for us.

Have members of each Connect Crew place one arm in the center of the Crew circle and give God a big cheer, ending by shouting, "God takes care of us. Amen!"

Our Bible Memory Buddy Tina Termite can help us remember God takes care of us (Amen!) You'll each receive a Tina Termite sticker to help you remember God's love and goodness throughout your week. You can wear it now or take it home with you. Crew Guides will give each person a sticker like this.

- Demonstrate the following actions with a Connect Crew.
- Kids will sit in a circle. Each child will step into the center of the circle to receive a sticker from the Crew Guide.
- As they give each child a Bible Memory Buddy sticker, Crew Guides say, "[Child's name], **God will always take care of you!**"

After receiving stickers, kids will return to their original spots in the circle. Crew Guides give thumbs-up when everyone has received a sticker.

When everyone is sitting in a Crew circle, shout, **When I count to three, shout the Bible Point with me. One, two, three! God takes care of us! (Amen!)**


God knew we would go through hard times, and he sent Jesus to show us his love. Jesus always knows what's happening in our lives, and he's always ready to help us.

Close your eyes and think of someone you know who's going through a hard time. Pause. Place one palm over the other to remind you that no matter what the situation, Jesus has it covered. Pause. Listen while I read something about our friend Jesus. As you listen, keep your palms together.

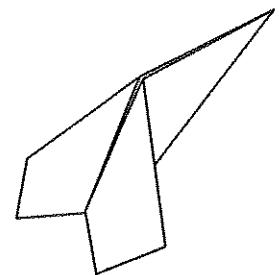

- Read the first section of the Unit 2, Week 4 Take-It-Home Flyer.
- **Now I'll give you one of these flyers to help you talk about Jesus' love in your Connect Crews and at home, too. Consider this practice time for talking about Jesus with your family at home.**
- Distribute Take-It-Home Flyers to Crew Guides, and have them share about their own friendship with Jesus as they discuss the "Talk Starter" question with their Crews.
- Kids share prayer requests—things they'd like to tell Jesus—in their Connect Crews.
- Connect Crews pray together.
- Crew Guides distribute Take-It-Home Flyers and follow the directions to help kids fold the paper to "fly" home. ○

Supplies

- Tina Termite Bible Bible Memory Buddy stickers (1 per child)
- Take-It-Home Flyers (Unit 2, Week 4) (1 per child)




Saying each child's name in a loving way helps kids simply experience God's love through you!



The Israelites Cross the Red Sea (Exodus 14)

**"If God is for us,
who can ever
be against us?"**
(Romans 8:31)



God takes care of us... and always makes a way for us.

The Israelites weren't lost; they just didn't know where they were. Or where they were going. Or when they'd get there.

None of them—not even Moses—could have drawn you a map to show where they were heading, but that was okay. They were following God, so they weren't lost.

Because God always knows where he's taking us—and he's *never* lost.

Maybe you've felt like the Israelites. Your family moved and you didn't know anything about your new neighborhood. Or you switched to a new school and couldn't find your classroom.

Well, here's something true: When you love and follow God, *he always makes a way for you*. He makes a way through troubles and hard days. He paves a path for you into the future. He walks with you and ahead of you—at the same time!

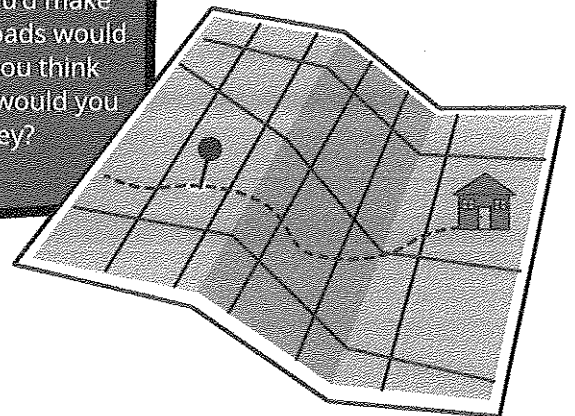
And God always, always, *always* makes a way for you to come to him. That's why he gave us Jesus: to make a way to come home.

Talk-Starters

Tell about a time you thought, "I'm lost!"
What happened?

Try This @ Home

Along with a family member, pick a spot at least 500 miles from where you live. Then, using online tools (or an old-fashioned folding map!), figure out how you'd make your way home. What roads would you take? How long do you think it would take you? Who would you want along on the journey?



Explore More @ Home

You're never lost when you're with God!
See Proverbs 3:5-6 and Psalm 32:8.



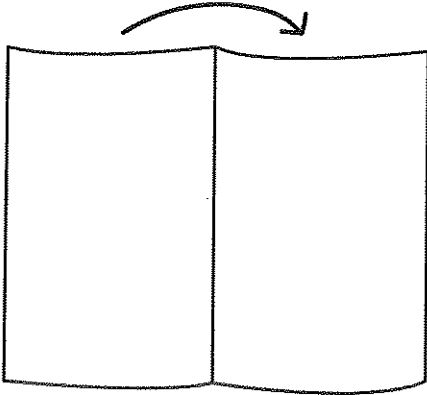
Make this page fly home!

Fold a flyer. Ask a family member to pick a spot at least 20 feet away where you're to land your plane

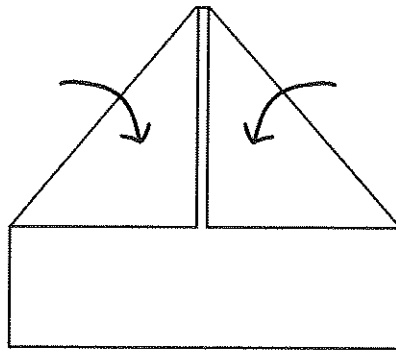
...then close your eyes, turn in a circle three times, and without looking, launch your flyer. How close did you get?

Here's how:

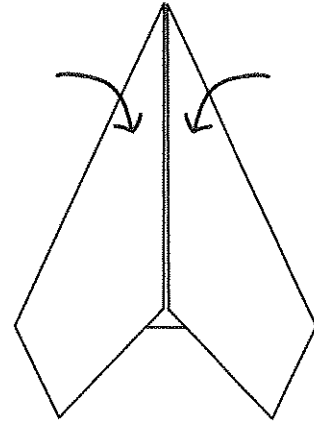
- 1 Fold the paper in half as shown.



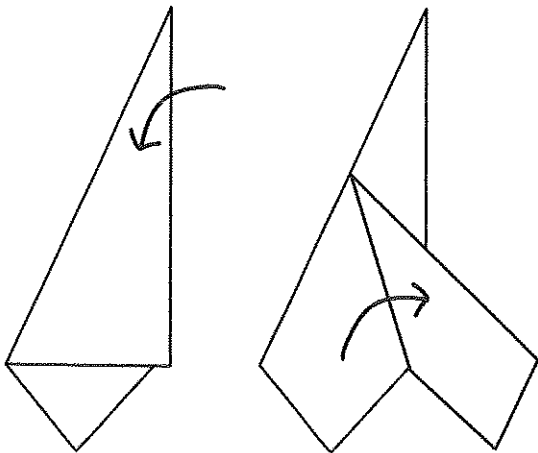
- 2 Unfold, and then fold the top two corners to the center line to create flaps.




- 3 Fold each side to the center again.



- 4 Fold in half, then diagonally fold over the edge of the paper to make a wing.



- 5 Flip over and fold another wing to match the other side.



- 6 Grab the middle, and let it fly!

