

# Moses Is Rescued by Pharaoh's Daughter

The Exodus

Exodus 2:1-10

Bible Point

**God takes care of us.**

## Purpose

Can you imagine? Baby boys' lives in jeopardy. Hebrew families terrified to lose their little loved ones. If we pause to put ourselves in Moses' mom's shoes, this story becomes less about basket weaving and more about creative courage and bold trust in God.

The Bible says Moses' mom knew he was special, that God had special plans for this little boy. And nothing—no evil, no brokenness, and no enemy—can get in the way of God's plan to care for his people.

Young children need all the love and care they can get. Unfortunately, not all children are safe or feel safe. That's where we come in. As loving grown-ups, we can create a place for kids to be known, loved, and cared for. Show your kids God's love and care today.



## Prayer

God, thank you that your love is everywhere. Please bless all the children in your care, no matter where they are or what they may face today. In Jesus' name, amen.


## Prep

Opening Options	Sing & Play	Bible Discovery & Goodbye Circle	Apply-It Options
<input type="checkbox"/> Option Cards* <input type="checkbox"/> <i>Shaving Cream Boats</i> : shaving cream, wet wipes or paper towels <input type="checkbox"/> <i>Pompom Drop</i> : paper, pompoms, clothespins, markers	<input type="checkbox"/> <i>Music CD</i> * <input type="checkbox"/> <i>Music Video DVD</i> * <input type="checkbox"/> <i>Buddy Video DVD</i> * <input type="checkbox"/> Tina Termite Bible Memory Buddy poster* <input type="checkbox"/> media player <input type="checkbox"/> Bible (bookmark Romans 8:31)	<input type="checkbox"/> "Moses Is Rescued by Pharaoh's Daughter" Bible Story poster* <input type="checkbox"/> <i>Music CD</i> * <input type="checkbox"/> Tina Termite Bible Memory Buddy stickers* (1 per child) <input type="checkbox"/> media player <input type="checkbox"/> Bible (bookmark Exodus 2:3, 6) <input type="checkbox"/> disposable paper bowls <input type="checkbox"/> green, blue, and brown crayons <input type="checkbox"/> water and 2- or 3-ounce paper cups <input type="checkbox"/> tissues	<input type="checkbox"/> <i>Game</i> : green construction paper <input type="checkbox"/> <i>Food-n-Friendship</i> : snack, napkins, hand cleanser, <i>Music CD</i> *, media player <input type="checkbox"/> <i>Coloring Creation</i> : "Moses Is Rescued by Pharaoh's Daughter" Coloring Creation pages* (1 per child), crayons, glue sticks, grass or strips of green paper, <i>Music CD</i> *, media player

\* in your *Simply Loved Kit*

# Opening Options

Set up one—or both—of these intro activities to start your time together. Each activity connects kids to the Bible Point and to each other. Cut apart these Option Cards, and place one by each activity you choose. Crew Guides will follow the directions and build friendships with kids as they make discoveries together!



## Shaving Cream Boats

### Supplies

- shaving cream, wet wipes or paper towels

Spray shaving cream onto a clean surface. Use your hands to spread out the shaving cream, then use your fingers to draw boats in the shaving cream.



**Tell about a time you or someone you know were in a boat.**

**Boats float! In our Bible story, we'll hear about a baby who floated in some water. That sounds scary, but God took care of him. God takes care of us, too.**



## Pompom Drop

### Supplies

- paper, pompoms, clothespins, markers

Use markers to decorate the paper. Roll the paper into a tube and hold it. Have a friend use a clothespin to pick up a pompom and then drop it down through the tube. Keep one hand at the bottom of the tube to collect the pompoms, then drop them all at once!




**Where would you put a toy that's special to you?**

**We carefully put pompoms in a tube. In our Bible story, we'll hear about a mom who carefully put a baby in a basket. God took care of the baby, and God takes care of us.**

# Opening

Now's a great time for Opening Options. Choose one—or both—to introduce today's Bible discoveries.



**"The Cleanup Song"** (*Music CD track 1*)

Help kids transition by cleaning up before sitting with their Connect Crews. A Connect Crew is a smaller group of kids with one Crew Guide.

## Sing & Play

### Welcome

Hi, friends. Thanks for taking good care of our toys as you cleaned them up. Give a friend a high-five and say, "Good job!" Pause. Now let's sing our welcome song.



**"Hello, My Friends"** (*Music CD track 2*)

Let's say hello to our Crew Guides. They're our go-to friends who are here to have fun and learn along with us.

- Kids give their Crew Guides a happy wave that turns into a handshake.

### Bible Point

Today's Bible Point is **God takes care of us. Every time you hear the words "God takes care of us," cup your hands together like you're holding something in your hands and say "Amen!"** Repeat several times.

**Amen** means "so be it" or "let it be." We say "amen" at the end of our prayers because we're asking God to take care of what we've talked to him about.

Let's say a prayer together! Do what I do.

God, please take care of me. (*point to yourself*)  
Amen, let it be. (*hands together as if praying*)  
God, keep me in your care. (*cup hands together*)  
You're with me everywhere. (*sweep both hands above head*)  
Thanks for taking care of me. (*point to yourself*)  
Amen, let it be. (*hands together as if praying*)

Repeat the prayer, inviting kids to repeat the words after you this time.

### Supplies

- Bible
- Music CD
  - "Hello, My Friends"
- Music Video DVD
  - "Won't Worry 'Bout a Thing" music video
  - "God Is for Me" music video
- Buddy Video DVD
  - Tina Termite Bible Memory Buddy video (Week 1)
- media player
- Tina Termite Bible Memory Buddy poster



**Amen!**

Repetition cements learning, so be sure to say today's Bible Point A LOT. Have fun with it! Kids will love listening for it and responding with "Amen!"


We don't have to worry, because God takes care of us. (Amen!) Let's sing about that!



"Won't Worry 'Bout a Thing" music video

## Bible Memory Buddy & Verse

It's time to talk to our friend Buzzly Bee. Buzzly will introduce us to a Bible Memory Buddy friend. Let's call for Buzzly. Do what I do!



- Flap hands quickly like a bee.
- Make buzzing sounds.



Tina Termite Bible Memory Buddy video (Week 1)

Tina Termite is our Bible Memory Buddy. She's a tiny, little termite.

- Show the Bible Memory Buddy poster.
- Explain that termites like to munch tree treats.
- Invite kids to pretend to munch as they put their fingers near their mouths.

Tina Termite reminds us that **God takes care of us. (Amen!)** She munches tree treats. **God takes care of us (Amen!)** and gives us food to eat, too!




Show the Bible. **The Bible is God's true story of love! Our Bible Memory Verse comes from the Bible. Let's say it together. I'll say a line, and then you repeat after me.**

*"If God (hold hands heavenward)  
is for us, (point both thumbs at chest)  
who (palms up, shrug)  
can ever be against us?" (push palms out from body)  
(Romans 8:31)*

God is for us, and **God takes care of us. (Amen!)** Let's sing about that!



"God Is for Me" music video



# Bible Discovery

**God takes care of us. (Amen!) Hold up a Bible. Our story from the Bible is about a baby named Moses. God had special plans for baby Moses, and God took care of him during a scary time. Let's talk in our Connect Crews.**

- Have Connect Crews get comfy in knee-to-knee circles.
- **When have you been scared?** Share a quick story from your own life to begin. Perhaps you didn't like the dark or you had to talk to a big group of people.
- Crew Guides give thumbs-up when everyone has shared.

**Thanks for telling about your scary times. Moses' family was going through a scary time. They were Hebrews—God's very special people. But they lived in a place called Egypt, and they weren't treated very nicely there.**

- **Think of a time someone wasn't nice to you. How did you feel?** Invite a few responses from the whole group.

**The Egyptian king—called Pharaoh—wasn't nice to God's people. He didn't want them to have baby boys. Moses' family must have been so sad and scared. But God takes care of us. (Amen!) God had a plan, and he was going to do amazing things to take care of his special people.**

**Moses' mom tried to hide her special baby boy for a while. But it's hard to hide a baby! Babies cry and make noises and need to be fed. Do this with me!**

- Cry like a baby until you say "Shh!"
- Giggle and coo happily like a baby until you say "Shh!"
- Pretend to noisily drink from a bottle like a baby until you say "Shh!"

**It's hard to keep a baby hidden and quiet, so baby Moses' mom came up with a plan. Let's read about the plan in the Bible.**

 Read aloud Exodus 2:3.

**Moses' mom made a special basket to lay Moses in. I guess it was kind of like a car seat! Then she put the basket not in a car but along the bank of a river, like a boat! Let's make our own baskets and rivers.**

- Give each Crew a paper bowl and cup; green, blue, and brown crayons; and a tissue.
- Have kids take turns coloring the outside of the cup brown to look like a basket.
- Have kids take turns coloring the outside of the bowl blue to look like water.
- Have kids take turns coloring the inside of the bowl green to look like reeds or plants in the water.

## Supplies

- Bible
- "Moses Is Rescued by Pharaoh's Daughter" Bible Story poster
- disposable paper bowls (1 per Crew)
- green, blue, and brown crayons (1 of each per Crew)
- small cups of water (1 per Crew)
- 2- or 3-ounce paper cups (1 per Crew)
- tissues

We call helpers Crew Guides. If you lead a small class, you can be the Crew Guide. Simply gather kids in a cozy circle around you. If you have helpers, form smaller groups so each child can be known—and so kids can befriend your helpers, too!

Welcome a few responses. Be sure to summarize what kids say so everyone can hear.

 Read the verse from the Bible. You're showing kids that God's Word is special. Don't worry—we've kept the verses short for young attention spans.



Great job coloring the basket, water, and reeds. Reeds are plants that grow along the sides of a river. Now let's add some water and make our baskets float.


- Have Crew Guides add the small cup of water to their Crews' bowls.
- Show Crews how to fold up the tissue as if swaddling a baby, and then have Crews place the tissue in the cup.
- Invite Crews to place their "basket" cups in the water so they float.

Our baskets are floating, and our tissues are dry and safe. God kept baby Moses dry and safe, too. Baby Moses' sister, Miriam, watched to see what would happen next. Let's all watch our baskets float in the water for a bit.

- Pause for about five seconds, then ask if anyone sees anything.
- Pause for another five seconds, then ask if anyone hears a baby crying.
- Pause for another five seconds, then pretend to see someone coming.
- Show the "Moses Is Rescued by Pharaoh's Daughter" Bible Story poster.

Look! It's the king's daughter—a princess! She's sending someone to get the baby in the basket for her.

- Ask for one person in each Crew to take the cup out of the water, bring it to you, and then return to their Crew.



Thank you. Let's read in the Bible to see what happened next.



Read aloud Exodus 2:6.

**The princess wanted to take care of Moses. So Miriam, Moses' big sister, went to talk to the princess. Miriam offered to take the baby home with her so her mom could take care of the baby until he was older. The princess liked that idea!**

- Designate one person in each Crew to be Miriam. The "Miriams" will come and take their Crew's cup back to their Crew again.
- As the Miriams take their cups, pretend to be the princess and say, "Take good care of the baby for me!"
- In each Crew, pass around the cup and tell the pretend baby, **God takes care of us. (Amen!)**
- Crew Guides give thumbs-up when everyone has said the Bible Point.

**God took care of Moses. Moses stayed with his real family until he was older, and then he went to live with the Egyptian princess. I'll collect all your cups now.** Collect all the cups from Crews.

**The princess took care of Moses until he was a grown-up. God had very special plans for Moses, and he made sure Moses was safe and taken care of. God takes care of us. (Amen!)**

**God has special plans for us, too. Like he sent the princess to care for Moses, he asks people to care for us. Let's talk about these special people.**

- Have Connect Crews get comfy in knee-to-knee circles.
- **Who is someone who takes care of you? What does that person do for you?** Invite Crew Guides to share first.
- Crew Guides give thumbs-up when everyone has shared.

**God takes care of us. (Amen!) God asks people to be a special part of his plan for our lives.**

- Collect bowls and supplies from Crews before moving on to your next activity.

Now's a great time for Apply-It Options. Choose one or more that fit your time frame to support today's Bible discoveries before the closing Goodbye Circle.

# Apply-It Options

Choose one—or all—of these activities to support kids' learning after Bible Discovery.

## Game

**Supplies:** green construction paper

**Let's pretend the floor is a river!**

Make paths of green construction paper "lily pads" on the floor leading kids from one side of the room to the other. Have kids "hop" across, then remove several lily pads each round. Continue playing and removing lily pads until there are only a few left, then have everyone "swim" back to their seats.

**You all hopped across our pretend river to safety! I'm so glad God takes care of us. (Amen!) He helped baby Moses when he was in a river, and he helps us no matter where we go.**

- ❓ **Where will you go today while God takes care of you?**



## Food-n-Friendship

**Supplies:** snack, napkins, hand cleanser, *Music* CD, media player

- ✿ Give a napkin to a friend and say, **"God takes care of us." (Amen!)**

 **"God, You Are So Good"**  
(*Music* CD track 3)

- ✿ Eat snack together.
- ❓ **When we pray, we talk with God. Who has something we can talk with God about?**
- ✿ Pray together.

**God gives us food to eat, and God takes care of us. (Amen!) I'm so glad I could help take care of you by giving you a snack. Now let's take care of cleaning up our snack.**




## Coloring Creation

**Supplies:** "Moses Is Rescued by Pharaoh's Daughter" Coloring Creation pages (1 per child), crayons, glue sticks, grass or strips of green paper, *Music* CD, media player

**God takes care of us. (Amen!) God had special plans for Moses, and he made sure Moses was safe during a scary time.**

- ✿ Surprise! If you're able, take a quick trip outside and invite each child to get a handful of grass (*optional*).
- ✿ Review the Bible story as you look at the picture.
- ✿ Color the picture.
- ✿ Use glue sticks to attach grass or strips of green paper.
- ✿ Play music as kids create.

 **"God Is for Me"**  
(*Music* CD track 6)





# Goodbye Circle

It's almost time to say goodbye! Let's sing our goodbye song as we join hands and make one big circle!



"Goodbye, My Friends" (Music CD track 4)

**God takes care of us. (Amen!)** Even during scary times, we know God loves us. God loves us so much, he sent his Son, Jesus, to be our forever friend. Jesus lived here on earth for a while; he was even a baby who needed to be cared for. Jesus cares for you, and even though we can't see him like we see a mom, dad, or teacher, he always cares, and he's always with us.

- Have everyone pretend to hold baby Jesus and sing a simple song about Jesus, such as "Jesus Loves Me."

## Let's review our Bible Point!

- Show the Bible Memory Buddy poster, and remind kids that Tina Termite helps us remember **God takes care of us. (Amen!)**
- Invite Crew Guides to give each child a Tina Termite sticker. Have kids cup their hands together like a basket to receive the stickers. As they give a sticker to each child, have Crew Guides pray, "God, please take care of [child's name]" and invite that child to respond "Amen!" Kids can wear their stickers or take them home.



"God Is for Me" (Music CD track 6)


- Do Bible Memory Verse motions and move to the music!


## Supplies

- Music CD
  - "Goodbye, My Friends"
  - "God Is for Me"
- media player
- Tina Termite Bible Memory Buddy stickers (1 per child)



Saying each child's name in a loving way helps kids simply experience God's love through you!





Moses Is Rescued by Pharaoh's Daughter

# GOD TAKES CARE OF US.

Exodus 2:1-10




Copyright © Group Publishing, Inc.  
Permission to photocopy this page granted for local church use. [group.com/SimplyLoved](http://group.com/SimplyLoved)

Pre-K & K, Quarter 2, Unit 2, Week 1

# TINA TERMITE

**"If God is for us,  
who can ever be  
against us?"**

(Romans 8:31)



# Moses Is Rescued by Pharaoh's Daughter

The Exodus

Exodus 2:1-10

Bible Point

**God takes care of us...so we care for others.**

## Purpose

Babies require lots of love and care because they can't really do much on their own. They're vulnerable. And born into an Israelite family in Egypt, baby Moses was even more at risk. Imagine the level of desperation that would inspire a mom to place her baby in a basket and drop it along a riverbank, hoping someone gracious would pull him out.

Along with desperation, such an act requires trust in a God who cares. A God who has a bigger plan in which we're invited to play a part. God takes care of us. And he invites us to participate in his plans to care for people who desperately need love, assistance, and care.

You may not know the circumstances that surround kids in your class when they're away from you. You can't read their minds to know their worries, their fears, and all their physical and emotional needs.

But God knows, and he can use you to help care for them.



## Prayer

God, please take care of the worries I'm carrying today. And please take care of the children in my class, too. May they experience your love and care through me today. In Jesus' name, amen.

## Prep

Opening Options	Sing & Play	Bible Discovery & Friendship Finale	Apply-It Options
<input type="checkbox"/> Option Cards* <input type="checkbox"/> <i>Mix-It-Up Cups</i> : disposable cups, large index cards, markers <input type="checkbox"/> <i>Play Dough Charades</i> : play dough, plastic knives	<input type="checkbox"/> countdown video* <input type="checkbox"/> <i>Music Video DVD</i> * <input type="checkbox"/> <i>Buddy Video DVD</i> * <input type="checkbox"/> Tina Termite Bible Memory Buddy poster* <input type="checkbox"/> media player <input type="checkbox"/> Bible (bookmark Romans 8:31)	<input type="checkbox"/> "Moses Is Rescued by Pharaoh's Daughter" Bible Story poster* <input type="checkbox"/> Tina Termite Bible Memory Buddy stickers* (1 per child) <input type="checkbox"/> Take-It-Home Flyers* (Unit 2, Week 1) (1 per child) <input type="checkbox"/> Bible (bookmark Exodus 2:3, 5, 10) <input type="checkbox"/> crepe paper rolls (1 per Crew)	<input type="checkbox"/> <i>Explore More: Bibles</i> <input type="checkbox"/> <i>Game</i> : crepe paper, masking tape ( <i>optional</i> )


\* in your *Simply Loved Kit*





# Opening Options

Set up one—or both—of these intro activities to start your time together. Each activity connects kids to the Bible Point and to each other. Cut apart these Option Cards, and place one by each activity you choose. Crew Guides will follow the directions and build friendships with kids as they make discoveries together!



## Mix-It-Up Cups

### Supplies


- disposable cups, large index cards, markers

Use index cards to make a paper wad. Place the wad under one of three cups, then have friends try to follow the paper wad under the cup as another person randomly moves the cups around. Keep tally of correct guesses.



Tell about a time you hid something.

We can't hide our needs from God. Thankfully, God takes care of us. In our Bible story, we'll discover how God took care of a baby named Moses.



## Play Dough Charades

### Supplies

- play dough, plastic knives

Flatten play dough, then carve shapes of objects that babies use. Have friends guess your creations.



What was your favorite toy when you were younger?

When you were a baby, grown-ups took care of you and gave you toys and other things. God takes care of us. He's a good Father who knows what we need and sends people to care for us.

# Opening

Now's a great time for Opening Options! Choose one—or both—to introduce today's Bible discoveries.



**countdown video** (1 minute)

Help kids transition, clean up the activities, and sit with Connect Crews. A Connect Crew is a small group of kids with one Crew Guide.

## Sing & Play

Hey, friends! I'm so glad you're here today. Turn to someone near you, give them a high-five, and say, "Let's get started!" Pause. Sounds good to me! Let's start by praising God with a song.



**"Doxology" music video**

### Bible Point

Today we're discovering God takes care of us. That's our Bible Point today, so every time you hear someone say, "God takes care of us," I want you to respond in a certain way. Do what I do!

- Cup your hands together like you're holding something in your hands and say "Amen!"
- Repeat several times.

Repetition cements learning, so be sure to say today's Bible Point A LOT. Have fun with it! Kids will love listening for it and responding with "Amen!"

**Amen** means "so be it." We say amen at the end of our prayers because we're asking God to take care of what we've talked to him about.

We can talk to God about anything; things we're excited about and things we worry about, too. Since God takes care of us, (*Amen!*) we can trust him with our worries and fears. Let's sing about that!




**"Won't Worry 'Bout a Thing" music video**

### Supplies

- Bible
- media player
- *Music Video* DVD
  - "Doxology" music video
  - "Won't Worry 'Bout a Thing" music video
  - "God Is for Me" music video
- *Buddy Video* DVD
  - Tina Termite Bible Memory Buddy video (Week 1)
- Tina Termite Bible Memory Buddy poster





## Bible Memory Buddy & Verse

Ahhh! It's good to let go of our worries and trust God will take care of us. (Amen!) Let's meet our Bible Memory Buddy. It's Tina Termite. Show the Bible Memory Buddy poster. How much do you know about termites? Let's find out with a This-or-That Challenge! You'll hear two fun facts about termites. It's up to you to decide which is true—this fact or that!

- 🎧 Is a group of termites called a colony or a flock?
- 🗳 Have kids stay facing you to vote for *this* (a colony) or turn away from you to vote for *that* (a flock).
- 👏 Make a drumroll sound by patting your thighs or the floor.
- 🗣 Dramatically give the answer: **It's a colony!**
- 📺 Watch the Bible Memory Buddy video to meet Tina Termite.



**Tina Termite Bible Memory Buddy video (Week 1)**



Show the Bible. The Bible is God's true story of love. The Bible was written by people who wrote just what God wanted them to say. Our Bible Memory Verse is from Romans 8:31. Let's say the verse together. I'll say a line, and then you repeat after me.

*"If God (hold hands heavenward)  
is for us, (point both thumbs at chest)  
who (palms up, shrug)  
can ever be against us?" (push palms out from body)  
(Romans 8:31)*

**God is for us, and God takes care of us. (Amen!) Let's sing about that!**



**"God Is for Me" music video**

# Bible Discovery

## Circle Up & Connect

Let's circle up and spend a little time simply getting to know each other in smaller groups called Connect Crews.

- Arrange kids into Connect Crews with one helper—or Crew Guide—per group.
- Invite kids to sit in knee-to-knee circles with their Connect Crews.
- Have kids give their Crew Guides and each other high-fives and low-fives.
- Have kids take turns saying their names and answering this question. Crew Guides go first.
- 🕒 **Imagine you got a new pet. What kind of pet would you want, and what would you name it?**

## Experience the Bible Story

Today we'll hear about a baby boy whose name was Moses. The name *Moses* means "to pull out of water." And...well, God took care of Moses by having someone pull him out of water. But I'm getting ahead of myself. Instead of just listening to Moses' story, you'll play an important part as we experience it together. We'll act it out in our Connect Crews.

Have each Crew stand in a circle.

**First, let's assign roles. Each Crew needs a Moses. Decide who that'll be, and have that person raise a hand. Pause.**

Wave at kids with hands raised. **Hi, Moses! Next, we need a big sister. Her name is Miriam. Decide who'll be Miriam, then have that person raise a hand. Pause.**

Wave at kids with hands raised. **Hi, Miriam! Okay, next we need Moses' mom. Decide who that'll be, and have that person raise a hand. Pause.**

Wave at kids with hands raised. **Hello, Mom! Lastly, we need an Egyptian princess. Decide who that'll be, and have that person raise a hand and wave like a princess. Pause.**

**Don't fret if you don't have a role yet; you'll have important things to do, too, like being reeds or plants in water. Do this with me. Sway this way. Lean to the left. And this way. Lean to the right.**

**Now that we know our roles, I'll set the stage for our story. God's people, the Israelites, were living in Egypt. A long time ago, their grandparents had gone there to get food during a famine, and God took good care of them because God takes care of us. (Amen!)**

## Supplies

- Bible
- "Moses Is Rescued by Pharaoh's Daughter" Bible Story poster
- crepe paper rolls (1 per Crew)

We call helpers Crew Guides. If you lead a small class, you can be the Crew Guide. Simply circle up with the kids. If you have helpers, form smaller groups so each child can be known—and so kids can befriend your helpers, too!

Time had passed, and God had really blessed the Israelites. The Bible says they became extremely powerful and filled the land. Moses' family were Israelites. If you are Moses, Miriam, or Mom, have a 10-second happy dance party. Go ahead! Freestyle! Pause.

Now the king of Egypt was called Pharaoh. He didn't like that there were so many Israelites in his land. He was worried they'd become too powerful, so he made a decree. Stomp your foot for effect. The Israelites would be the Egyptians' slaves. Their freestyle lives were over. They no longer had the freedom to go where they wanted to go and do what they wanted to do. Now they had to do whatever the Egyptians said to do. Moses, Mom, and Miriam, no more dancing. In fact, freeze in place until I tell you to move. Pause.

Not only that, but Pharaoh didn't want the Israelite moms and dads to have kids anymore—especially not boys. Whisper. Israelite boys were in danger of being killed.

That's where our story picks up. You can unfreeze, friends. It's time for action!

Many Israelite baby boys didn't survive being born, but Moses did. Moses' mom knew that Moses was special and that God was up to something with this little guy, so she hid Moses for a while so he couldn't be hurt.

Moms, whisper to the Moses in your Crew and tell him where to go hide in our room. Give a few parameters, reminding kids to stay in the room, then give kids who are Moses 10 seconds to hide.

Hiding a baby isn't easy! Babies cry. Let's all cry like babies for five seconds. Pause. And they giggle. Let's giggle for three seconds. Pause. And babies squeal, too. Let's squeal for two seconds. Pause.

Hmm. It doesn't seem like hiding baby Moses is going to work. Let's read and find out what Moses' mom did to take care of him.



Read aloud Exodus 2:3.

Moses' mom had a new plan. Moms, go get your Moses and return to your Crews. Pause. Moses' mom made a basket boat, put Moses inside, and placed him along the banks of the Nile River. I'm sure she wrapped him up snugly. Crews, it's time for all of you to wrap up your Moses.

Give each Crew a roll of crepe paper, and have Crews work together to wrap up their Moses. Wrap quickly now! There's no time to waste. You'll have 30 seconds. Go! Count down from 30.

Good job. Now, everyone else, stand around your Crew's Moses and pretend to be reeds or plants in the water. Sway gently back and forth. Pause.

Miriam, Moses' sister, watched at a distance to see what would happen. Miriams, crouch down and watch your little brother through the reeds. Pause. Let's read what happened next.



Read aloud Exodus 2:5.



Show the Bible Story poster. **Princesses, it's your turn to spring into action! Unwrap your Crew's baby Moses. You'll have 30 seconds. Go!** Count down from 30, then have Crews sit down. Collect the crepe paper.

The princess opened the basket and saw the baby. He was crying. Moses, please cry. Pause. Oh, dear. Keep crying. Quick, Princesses, make silly baby faces at your Crew's baby Moses to try to stop the crying. Pause. It's not working. Let's try responding with our Bible Point: God takes care of us. (Amen!)

Whew. That stopped the crying. Pause. Pharaoh's daughter, the princess, felt bad for the baby. She realized he was an Israelite child. That's when Miriam made her move. She approached Pharaoh's daughter. Miriams, tap the Princess in your Crew on the shoulder. Pause. Now, Miriams, repeat after me: "Should I go find someone to take care of this baby for you?" Pause.

The princess liked that idea. Princesses, repeat after me: "Yes, do!" Pause. So Miriam got her mom and brought her to talk to the princess. Moms and Princesses, stand and face each other. Pause.

The princess asked Moses' mom to take care of the baby for her. She even offered to pay her! Moms and Princesses, please shake hands. Pause. Now Moms, each of you go sit by your Crew's Moses. Pause.

Let's keep reading!



Read aloud Exodus 2:10.

Have everyone give a round of applause for all the actors and then circle up in Connect Crews.


God had special plans for Moses. Later in Moses' story, he led God's people out of Egypt to a new home where they wouldn't have to be enslaved anymore.

But first God invited people to be a part of his plan and take care of baby Moses. God takes care of us. (Amen!) And we care for others. Let's talk more about that in our Connect Crews.

- ② Think of someone God has placed in your life to take care of you. Who is it, and why are you thankful for that person? Share a brief example from your own life; perhaps a parent, teacher, or sibling has taken care of you. Then give Crews several minutes to discuss.

- Crew Guides give thumbs-up when everyone has shared.

Moses lived in a scary time. His mom could have been frozen with worry. His sister could have been too scared to even leave the house! But they trusted that God takes care of us. (Amen!) And they courageously cared for Moses. We can trust in God's love and care, too, and look for opportunities to care for others, even when it's scary.



## The Heart of the Matter

Let's try something that might make you worry a little, but if we support and take care of each other, everything will be okay.

- Form chairs into two separate circles and, if possible, have boys sit in one circle and girls in the other circle.
- Have at least one Crew Guide stand outside each circle.
- Have kids swing their legs over the right side of their chairs so they're looking at the back of their neighbor's head.
- Have everyone lean back and rest their heads on their other neighbor's knees.
- Have Crew Guide(s) help you carefully remove chairs from under kids so only their bodies are supporting each other's weight.
- Encourage kids to cheer and stay in place for a few seconds and then carefully stand up. Be ready to offer a hand.
- ❓ **How did you feel as the chairs were being removed?** Invite responses from the whole group.

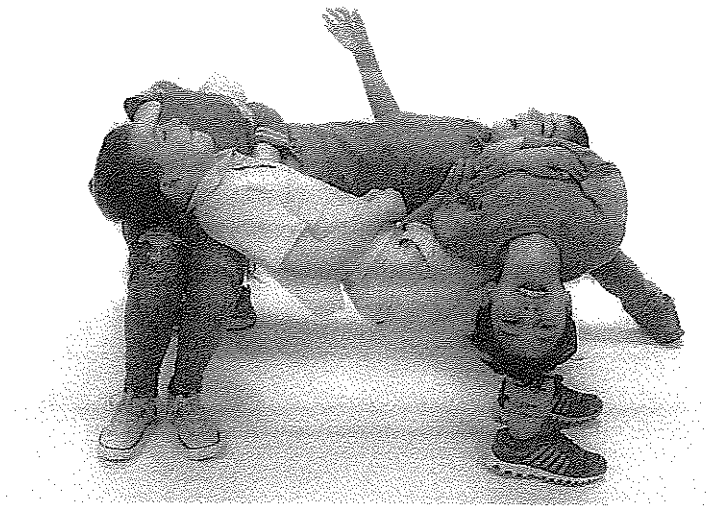
Welcome a few responses. Be sure to summarize what kids say so everyone can hear.

**You may have been stressed, worried, and feeling a bit stuck. And yet your bodies supported one another and you were all taken care of. Let's talk more in our Connect Crews.**

- Have Connect Crews sit in knee-to-knee circles.
- ❓ **Tell about a time you supported a friend in need.** Invite Crew Guides to share an example from their own lives first.
- Crew Guides give thumbs-up when everyone has shared.

**God takes care of us. (Amen!) Around the world, and even in our neighborhoods, there are people who need support. God invites us to courageously care for people. We can be part of God's plan for people's lives. Moses' mom and sister were part of God's plan for others' lives, and we can be, too. God takes care of us, (Amen!) so we care for others!**

Now's a great time for Apply-It Options! Choose one—or both—of the following reinforcement activities to support today's Bible discoveries before the Friendship Finale.



# Apply-It Options

Choose one—or both—of these activities to support kids' learning after Bible Discovery.

## Explore More

**Supplies:** Bibles

**Pharaoh didn't like having God's people in Egypt. But what was he so worried about? Let's read and find out.**




Distribute Bibles, and help kids find and read Exodus 1:8-10.

**This new Pharaoh was worried. He didn't like how powerful God's people had become. He *did not* take care of them. God's people were vulnerable. That means they were at risk of being hurt or harmed. God cares about vulnerable people. God had a plan, and it included Moses helping God's people.**

- ❓ Who might be vulnerable and in need of care in our world today?
- ❓ What are some ways we could help them?

**God takes care of us. (Amen!) Amen means "so be it." We say it at the end of our prayers to ask God to take care of the things we've talked to him about.**

- Pause, and pray for the people you talked about.
- If your church partners with a charitable organization, tell kids about their work and brainstorm service projects you could do to support that organization.



## Game

**Supplies:** crepe paper, masking tape (*optional*)

Use the crepe paper from Bible Discovery to create an obstacle course for kids. If you have a large group, have kids stand in two parallel lines facing each other and then zigzag the crepe paper across the lines, having each child hold the paper at a different level. Kids will take turns moving through the obstacle course and then switching places with another child, who'll take a turn. See how fast everyone can move through without breaking the paper.

If you have a smaller group, first work together to tape the crepe paper to walls at different heights, then move through together.

**If this crepe paper were lasers, we'd have to be super-smooth agents to get through this obstacle course to safety. It must have been scary for Moses' mom when she tried to get Moses to a safe place. But God took care of Moses *and* his mom!**

- ❓ Tell about a scary situation you or someone you know faced. How did God take care of you?


**God takes care of us. (Amen!) We can always talk to God during troubled times and trust that he'll care for us!**



## Supplies

- Tina Termite Bible Memory Buddy stickers (1 per child)
- Take-It-Home Flyers (Unit 2, Week 1) (1 per child)

# Friendship Finale



Invite kids to sit in knee-to-knee circles with their Connect Crews.

Our Bible Memory Buddy Tina Termite reminds us God takes care of us. (Amen!) You'll each receive a Tina Termite sticker to help you remember God's care throughout your week. You can wear your sticker or take it home. Crew Guides will give each person a sticker like this.

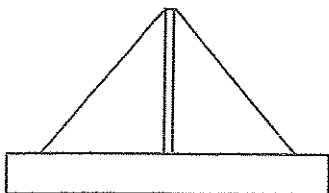

- Demonstrate the following actions with a Connect Crew.
- Have kids cup their hands together like a basket. Crew Guides will place a sticker in each child's "basket."
- As they give each child a Bible Memory Buddy sticker, Crew Guides say, "[Child's name], God takes care of you."
- Crew Guides give thumbs-up when everyone has received a sticker.

Saying each child's name in a loving way helps kids simply experience God's love through you!

God took care of Moses because he had plans to rescue his people from Egypt. And God took care of another special baby—Jesus! Jesus is God's Son, so he's God! Yet he came to our world to rescue people from sin and be our forever friend.

I'd like to read you something about our friend Jesus. As you listen, strike a superhero pose. Go ahead and find yours now. Pause. Nice! Now close your eyes and listen to some good news about our hero and friend Jesus.

- Read the first section of the Unit 2, Week 1 Take-It-Home Flyer.
- Now I'll give you one of these flyers to help you talk about Jesus in your Connect Crews *and* at home, too. Think of this as a practice time for talking about Jesus with your family at home.
- Distribute Take-It-Home Flyers to Crew Guides, and have them share about their own friendship with Jesus as they answer the "Talk Starter" question and then invite kids to share.
- Kids share prayer requests—things they'd like to tell Jesus—in their Connect Crews.
- Connect Crews pray together.
- Crew Guides distribute Take-It-Home Flyers and follow the directions to help kids fold the paper to "fly" home.



## Moses Is Rescued by Pharaoh's Daughter

(Exodus 2:1-10)

"If God is for us,  
who can ever  
be against us?"

(Romans 8:31)

## God takes care of us... so we care for others.

Think of a hero: A favorite superhero, an amazing person you learned about in school, a do-it-all soccer goalie—you choose.

Now imagine you're in trouble and your hero shows up to help. A bully's about to rat-tat on your nose, and Wonder Woman swings in to say, "Not so fast, buddy!"

How cool would *that* be?

That's what Jesus does for you—Jesus shows up to take care of you. Not by chasing away every bully or problem, but by standing with you as they come. And by keeping his promise that your forever friendship is safe and secure. No one and nothing can pull you out of Jesus' mighty hand!

And Jesus is a hero like no other because he doesn't just show up—Jesus is always with you. And he doesn't just save *you*; Jesus looks for you to care for others the way he cares for you.

Jesus is always listening, always caring, always loving, always helping. That's what his care for you looks like. Who will you share it with today?

### Talk-Starters

Who's someone you care about—a lot?  
How does that person know you care?

### Try This @ Home

It's hero time! Pause and pay attention to the people you live with, and notice: Who's sad? Who's needing a hug? Who could use an encouraging word? When you're sad, or scared, or need encouragement, Jesus takes care of you. Do the same for the people you live with!

You're doing  
a great job!

Thanks for  
being a  
great dad.



### Explore More @ Home

When Jesus comforts you, he's looking for you to pass along that comfort to others.  
See 2 Corinthians 1:3-5.





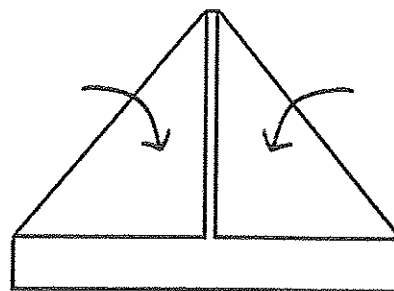
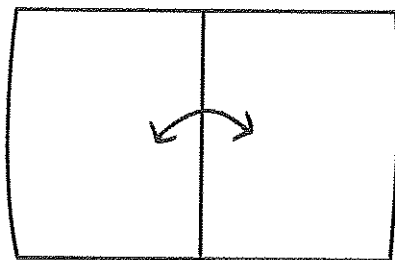
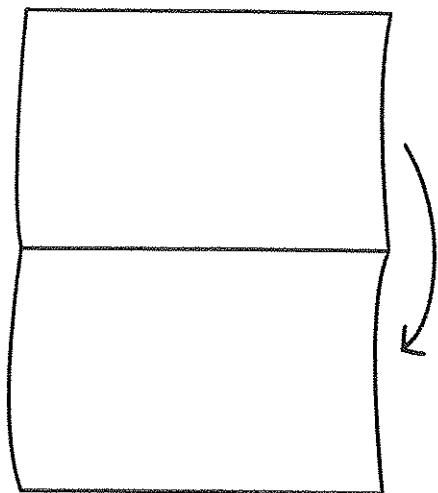
# Make this page sail home!

Fold a sailor's hat. Take it home, and

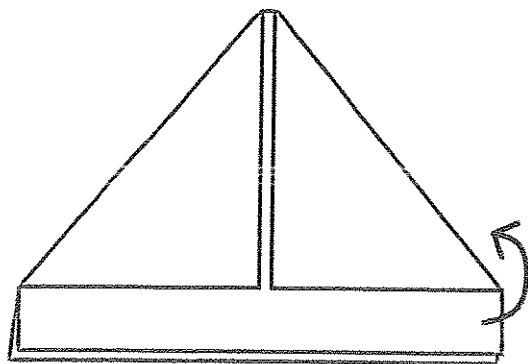
...flip it over to make a cool basket. Then...put a little toy person inside and invite a family member to watch as you retell the story.

Here's how:

- 1 Fold the paper in half as shown.
- 2 Fold in half again, then unfold.
- 3 Fold each upper corner to the center of the paper.



- 4 Fold both bottom strips up.



- 5 Voila—sailor's hat or basket!

