

Moses Talks to God at a Burning Bush

The Exodus

Exodus 2:23–4:17

Bible Point

God takes care of us.

Purpose

Are you ever overwhelmed? Maybe you can relate to feeling unprepared, inadequate, incapable, or caught off guard. We've all been there! It's human nature to occasionally feel like we're in way over our heads.

Moses understood. He might have been near panic when God explained his plans at the burning bush. God had a big job for Moses, and Moses just wasn't on board. Much like a child protesting, Moses argued with God: "Who am I to appear before Pharaoh? Who am I to lead the people of Israel out of Egypt?" Moses was overwhelmed. He wasn't ready. He wasn't important enough. He wasn't capable. Yet God reassured him, saying, "I will be with you."

Young children have intimate experience with feeling overwhelmed. They're not far beyond that stage of life where it was no biggie to melt down when things got to be too much. Your kids can relate to Moses and his fear that he just couldn't handle what God was calling him to. This lesson is a great reassurance that no matter what's happening, God always takes care of us.



Prayer

God, I'm so grateful for you. I'm thankful that when I'm overwhelmed, you're more than enough and you never leave me. Please help me find the right words and ways to help these little ones feel your love when they feel overwhelmed. In Jesus' name, amen.

Prep


Opening Options	Sing & Play	Bible Discovery & Goodbye Circle	Apply-It Options
<input type="checkbox"/> Option Cards* <input type="checkbox"/> <i>Shaving Cream Trees</i> : shaving cream, wet wipes or paper towels <input type="checkbox"/> <i>Pompom Patterns</i> : paper, pompoms, clothespins, markers	<input type="checkbox"/> <i>Music CD</i> * <input type="checkbox"/> <i>Music Video DVD</i> * <input type="checkbox"/> <i>Buddy Video DVD</i> * <input type="checkbox"/> Tina Termite Bible Memory Buddy poster* <input type="checkbox"/> media player <input type="checkbox"/> Bible (bookmark Romans 8:31)	<input type="checkbox"/> "Moses Talks to God at a Burning Bush" Bible Story poster* <input type="checkbox"/> <i>Music CD</i> * <input type="checkbox"/> Tina Termite Bible Memory Buddy stickers* (1 per child) <input type="checkbox"/> media player <input type="checkbox"/> Bible (bookmark Exodus 3:2-3, 4:12)	<input type="checkbox"/> <i>Game: Music CD</i> *, media player <input type="checkbox"/> <i>Food-n-Friendship</i> : snack, napkins, hand cleanser, <i>Music CD</i> *, media player <input type="checkbox"/> <i>Coloring Creation</i> : "Moses Talks to God at a Burning Bush" Coloring Creation pages* (1 per child), crayons, orange tissue paper, glue sticks, <i>Music CD</i> *, media player

* in your *Simply Loved Kit*



Opening Options

Set up one—or both—of these intro activities to start your time together. Each activity connects kids to the Bible Point and to each other. Cut apart these Option Cards, and place one by each activity you choose. Crew Guides will follow the directions and build friendships with kids as they make discoveries together!



Shaving Cream Trees

Supplies

- shaving cream, wet wipes or paper towels

Spray mounds of shaving cream onto a clean surface. Pretend the mounds are bushes, and use your fingers to make a path or footprints around the bushes.

? Tell about a bush or small tree near your home.

Today we're going to hear about a man named Moses who talked to God at a small tree or bush—and God had a very special job for him. Moses found out God takes care of us!

Pompom Patterns

Supplies

- paper, pompoms, clothespins, markers


Use markers to draw patterns on paper. Then pick up pompoms with clothespins and place them on matching colors.

? What's your favorite color? Tell why.

Our papers told us which pompom colors we needed. In our Bible story, God told Moses what to do and gave him everything he'd need to do it. God gives us what we need, too! God takes care of us.

Opening

Now's a great time for Opening Options. Choose one—or both—to introduce today's Bible discoveries.



 **"The Cleanup Song"** (*Music CD track 1*)

Help kids transition by cleaning up before sitting with their Connect Crews. A Connect Crew is a smaller group of kids with one Crew Guide.

Sing & Play

Welcome

Hello, friends! I'm so happy to see you today. Let's sing our welcome song.

 **"Hello, My Friends"** (*Music CD track 2*)

Let's say hello to our Crew Guides. They're our go-to friends who are here to have fun and learn along with us.

- Kids give their Crew Guides an elbow bump.

Bible Point

No matter what's happening around us, God takes care of us.

That's our Bible Point today. Every time you hear the words "God takes care of us," cup your hands together like you're holding something in your hands and say "Amen!"

Repeat the Bible Point several times, inviting kids to follow along.

We often say "amen" at the end of our prayers. It's a way to ask God to take care of what we've talked to him about. Let's say a little prayer together now. Do what I do.

God, please take care of me. (*point to yourself*)
Amen, let it be. (*hands together as if praying*)
God, help me follow you (*move arms as if marching*)
In everything I do. (*sweep both hands above head*)
Thanks for taking care of me. (*point to yourself*)
Amen, let it be. (*hands together as if praying*)

Repeat several times.

Supplies

- Bible
- Music CD
 - "Hello, My Friends"
- Music Video DVD
 - "God Is Good" music video
 - "God Is for Me" music video
- Buddy Video DVD
 - Tina Termite Bible Memory Buddy video (Week 2)
- media player
- Tina Termite Bible Memory Buddy poster



Amen!


Repetition cements learning, so be sure to say today's Bible Point A LOT. Have fun with it! Kids will love listening for it and responding with "Amen!"

Let's sing a song! God is good, and he takes care of us all the time!

 "God Is Good" music video

Bible Memory Buddy & Verse

It's time to talk to Buzzly, our bee friend. He helps us *beee* close friends with Jesus! Let's call for Buzzly. Do what I do!




- Flap hands quickly like a bee.
- Make buzzing sounds.

 Tina Termite Bible Memory Buddy video (Week 2)

Tina Termite tells us that God takes care of us. (Amen!)


- Show the Bible Memory Buddy poster.
- Explain that Tina is a termite and that people often think of termites as pests. They worry termites will eat up all the wood in their house!
- Have everyone move their fingers together like chomping mouths and say "Yummy!"
- **God knows we worry, and he knows we can get upset. But no matter what, God takes care of us! (Amen!)**

 Show the Bible. **The Bible is God's true story of love! Our Bible Memory Verse comes from the Bible. Let's say it together. I'll say a line, and then you repeat after me.**


"If God (hold hands heavenward)
is for us, (point both thumbs at chest)
who (palms up, shrug)
can ever be against us?" (push palms out from body)
 (Romans 8:31)

Let's praise God for taking care of us, no matter what!

 "God Is for Me" music video



Bible Discovery


 Hold up a Bible. Today we'll hear a story from the Bible about a man named Moses. God had big plans for him! But Moses didn't think he was good enough to do the job. Moses was worried.

- Get cozy and circle up in knee-to-knee circles with Connect Crews.
- ② **Tell about a time you were worried.** Share a story from your own life first, then invite Crews to talk.
- Crew Guides give thumbs-up when everyone has shared.

Moses was worried, but God takes care of us. (Amen!) God knew Moses was worried and upset, so God promised to stick by him.

- Have everyone cheer.
- **God took care of Moses and helped him. Let's find out what happened. We'll tell the story together.**

Moses was a shepherd. It was his job to take care of his father-in-law's sheep. One day when he was outside with the sheep, he saw something very strange. Let's read about it in the Bible.

 Read aloud Exodus 3:2-3.

God had a special job for Moses: He was going to help God's special people. Let's find out more. Do what I do.

- Have children repeat after you and follow your actions.

God said, "Hi there, Moses! (wave)
You're gonna lead my people! (motion over imaginary crowd)
What's your reply?" (cup hand to ear)


Moses said, "Hey there, God! (wave with other hand)
Thanks a bunch, but (two thumbs-up)
You've got the wroooong guy!" (two thumbs-down)


- Put your hands in your lap.

Supplies

- Bible
- "Moses Talks to God at a Burning Bush" Bible Story poster

We call helpers Crew Guides. If you lead a small class, you can be the Crew Guide. Simply gather kids in a cozy circle around you. If you have helpers, form smaller groups so each child can be known—and so kids can befriend your helpers, too!

 Read the verses from the Bible. You're showing kids that God's Word is special. Don't worry—we've kept the verses short for young attention spans.



Moses didn't think he was good enough to do the important job God had for him. He was afraid and worried. But **God takes care of us. (Amen!)** God stuck by Moses and helped him. Let's find out what happened next. Do what I do.

- Have children repeat after you and follow your actions.

But then God said, (hold up finger)

"I know you're worried, (make worried face)

And I know you're scared." (hands on sides of face)

"But I'm beside you, (lean toward the person next to you)

I won't leave you in need. (wave finger back and forth)

Trust in me; I always care." (hands over heart)

- Put your hands in your lap.

Moses was worried no one would listen to him. He didn't think he was anyone important. God said he'd give Moses special skills so people would listen. Let's find out what Moses could do. Do what I do.

- **Moses had a staff; that's a stick shepherds use to guide their sheep.**
- Stand and pretend to hold a shepherd's staff beside you and bang it on the ground.
- **God said, "Moses, throw down that staff!"** Pretend to throw down the staff.
- Have everyone cover their eyes with their hands.
- **The staff became... Pause. Open your eyes...a wiggly snake!**
- Jump back in surprise at the imaginary snake.
- **God said, "Pick up that wiggly snake by its tail!"**
- Pretend to catch a wiggly snake by its tail and hold it up away from you.
- **God said, "It's a staff again! I'll never fail!"**
- Stand and pretend to hold a shepherd's staff and bang it on the ground.
- **To prove he was true, God said, "Moses, be brave! I will always take care of you!"**
- Hug yourself, and have everyone sit down again.

Wow! God would help Moses. God would show his power! But Moses was still a little worried about not knowing what to say. Let's read what God said to Moses.



Read aloud Exodus 4:12.

God would help Moses know what to say. Finally Moses understood that God would stick with him and help him, even when the job was really big and important. Moses knew that with God's help he really could lead God's people, and all because God showed him that **God takes care of us. (Amen!)**

Now's a great time for Apply-It Options. Choose one or more that fit your time frame to support today's Bible discoveries before the closing Goodbye Circle.

Apply-It Options


Choose one—or all—of these activities to support kids' learning after Bible Discovery.

Game

Supplies: Music CD, media player
Play a game like Follow the Leader.

- Have children form a line behind you or their Crew Guides and hold hands and close their eyes.
- Play "God Is for Me" (Music CD track 6) as Crew Guides lead their Crews around the room. Have fun leading kids around tables, chairs, and other classroom objects.
- Remind children to keep their eyes closed and hold hands as they trust their leaders to take them around the room.
- **What was it like for you to follow the leader with your eyes closed?**

Moses was worried about leading God's people. But God stuck with Moses like your leader stuck with you! God takes care of us, too. (Amen!)



Food-n-Friendship


Supplies: snack, napkins, hand cleanser, Music CD, media player

- Give a napkin to a friend and say, "**God takes care of us!**" (Amen!)

 **"God, You Are So Good"**
(Music CD track 3)

- Eat snack together.
- **When we pray, we talk with God. Who has something we can talk with God about?**
- Pray together.

God takes care of us. (Amen!)
Let's show God's care and help each other clean up!





Coloring Creation

Supplies: "Moses Talks to God at a Burning Bush" Coloring Creation pages (1 per child), crayons, orange tissue paper, glue sticks, Music CD, media player

God takes care of us (Amen!) just like he took care of Moses, who was worried he'd never be able to do the job God told him to do.

- Review the Bible story as you identify Moses and the burning bush.
- Color the picture.
- Help kids pinch off bits of orange tissue paper and then stick the "flames" to the bush with a glue stick.
- Play music as kids create.

 **"God Is for Me"**
(Music CD track 6)



Supplies

- Music CD
 - "Goodbye, My Friends"
 - "God Is for Me"
- media player
- Tina Termite Bible Memory Buddy stickers (1 per child)

Goodbye Circle

It's almost time to say goodbye! Let's sing our goodbye song as we join hands and make one big circle!



"Goodbye, My Friends" (Music CD track 4)

God takes care of us. (Amen!) God never leaves us. God sticks by us like he stuck by Moses. He even sent his one and only Son, Jesus, to be our forever friend. We can always talk with Jesus. Let's talk with him right now. I'll say words, and you do motions with me.

- Jesus, please take care of me when I'm scared. (*pat a friend's back*)
- Jesus, please take care of me when I worry. (*hug a friend*)
- Jesus, please take care of me when I don't know what to do. (*scratch head*)
- Jesus, thanks for being with us every day! (*high-five someone*)


Repeat a few times. If you have a small class, add each child's name as you pray.

- Show the Bible Memory Buddy poster, and remind kids that Tina Termite can help us remember that **God takes care of us. (Amen!)**
- Invite Crew Guides to share Jesus' love and give each child a Tina sticker. Remind kids that Tina Termite likes to chomp on wood. Have children put their hands together with fingers interlocking to make chomping mouths to take the stickers. As they give each child a sticker, Crew Guides say, "**God takes care of us**, and that means you, [child's name]."
- Kids can wear their stickers or take them home to put on a notebook or water bottle.




"God Is for Me" (Music CD track 6)

- Do Bible Memory Verse motions and move to the music!



Saying each child's name in a loving way helps kids simply experience God's love through you!



God Spares the Israelites at Passover

The Exodus
Exodus 11–12:42

Bible Point

God takes care of us.

Purpose

Think of a time you've been spared. Rescued, even. Maybe you barely avoided a car accident, or a heavy storm passed over your house with no consequences. Or maybe you recovered quickly from an accident or were able to clean up after a storm.

In scary and difficult times, it can be hard to trust God, especially when things don't work out the way we expect or hope. It can be hard to determine how God took care of us when we lost a lot. But even in the most difficult of circumstances, God is present, and he still rescues today.

Young children experience fears and hard times just as we do. Knowing God will take care of them gives them something to hold on to. Encourage the kids in your class to believe that God will come through for them, even if it's not in the way they expect. And point them to Jesus, our rescuer and forever friend.



Prayer

God, thanks for coming to my rescue time and again. Please show these little ones your care through me today. In Jesus' name, amen.

Prep

Opening Options	Sing & Play	Bible Discovery & Goodbye Circle	Apply-It Options
<input type="checkbox"/> Option Cards* <input type="checkbox"/> <i>Shaving Cream Hotel</i> : shaving cream, wet wipes or paper towels <input type="checkbox"/> <i>Pompom Counting</i> : paper, pompoms, clothespins, markers	<input type="checkbox"/> <i>Music CD</i> * <input type="checkbox"/> <i>Music Video DVD</i> * <input type="checkbox"/> <i>Buddy Video DVD</i> * <input type="checkbox"/> Tina Termite Bible Memory Buddy poster* <input type="checkbox"/> media player <input type="checkbox"/> Bible (bookmark Romans 8:31)	<input type="checkbox"/> "God Spares the Israelites at Passover" Bible Story poster* <input type="checkbox"/> <i>Music CD</i> * <input type="checkbox"/> Tina Termite Bible Memory Buddy stickers* (1 per child) <input type="checkbox"/> media player <input type="checkbox"/> Bible (bookmark Exodus 11:9; 12:28)	<input type="checkbox"/> <i>Game</i> : no supplies <input type="checkbox"/> <i>Food-n-Friendship</i> : snack, napkins, hand cleanser, <i>Music CD</i> *, media player <input type="checkbox"/> <i>Coloring Creation</i> : "God Spares the Israelites at Passover" Coloring Creation pages* (1 per child), crayons, tiny pompoms, Glue Dots, <i>Music CD</i> *, media player

* in your *Simply Loved Kit*



Opening Options

Set up one—or both—of these intro activities to start your time together. Each activity connects kids to the Bible Point and to each other. Cut apart these Option Cards, and place one by each activity you choose. Crew Guides will follow the directions and build friendships with kids as they make discoveries together!



Shaving Cream Hotel


Supplies

- shaving cream, wet wipes or paper towels

Spread shaving cream onto a clean surface, and use your fingers to draw a hotel in the shaving cream.

? Tell about a time you slept away from home. What was it like?

Sometimes people sleep in hotels when they are far from home. Today we'll hear about how God took care of people who had to leave their homes and go to a new place. God takes care of us, too!



Pompom Counting

Supplies

- paper, pompoms, clothespins, markers

Write numbers 1-10 on different pieces of paper. Then use clothespins to pick up and place that number of pompoms on each number.

? How many people are in your family? What are the names of each person in your family?

In our Bible story, we'll hear about 10 plagues. A *plague* is something bad that happens to a bunch of people. But God kept his people safe during those bad times. God took care of them, and God takes care of us, too.

Moses Talks to God at a Burning Bush

GOD TAKES CARE OF US.

Exodus 2:23-4:17



Copyright © Group Publishing, Inc.
Permission to photocopy this page granted for local church use. group.com/SimplyLoved

Pre-K & K, Quarter 2, Unit 2, Week 2

TINA TERMITE

**"If God is for us,
who can ever be
against us?"**

(Romans 8:31)



Moses Talks to God at a Burning Bush

The Exodus

Exodus 2:23-4:17

Bible Point

God takes care of us...even when we feel like we're not good enough.

Purpose

We can all relate to feeling like we're falling short. When pressures around us tighten, it's easy to feel like we're in over our head, like we'll never be smart enough, capable enough, financially stable enough or any other "enough." There are times the sea of high expectations and crushing busyness is simply overwhelming.

Moses felt like he came up short as well. When God first told him what he was supposed to do, Moses asked, "Who am I to appear before Pharaoh? Who am I to lead the people of Israel out of Egypt?" Moses was bewildered, intimidated, and, yes, overwhelmed. God reassured him, saying, "I will be with you." But still Moses protested. Surely *he* couldn't be up to the enormous task.

Your elementary kids wonder every day whether they're good enough. They wonder if their friends will stick with them. They wonder whether they'll ever figure out multiplication when it seems like everyone else has it mastered. This lesson is a great opportunity to help your kids gain confidence through Moses' experience and know that, even when we feel most unworthy, God never fails us. God takes care of us.



Prayer

God, you know all the ways I fall short, and you love me anyway. Thank you for being immeasurably more than I can ever understand, even when I feel inadequate and overwhelmed. I'm so grateful for you. Please guide me to connect with kids and share your more-than-enough love for them. In Jesus' name, amen.

Prep



Opening Options	Sing & Play	Bible Discovery & Friendship Finale	Apply-It Options
<input type="checkbox"/> Option Cards* <input type="checkbox"/> <i>Toppling Cup Towers</i> : disposable cups, large index cards <input type="checkbox"/> <i>Perfect Play Dough Circle</i> : play dough, plastic knives	<input type="checkbox"/> countdown video* <input type="checkbox"/> <i>Music Video DVD</i> * <input type="checkbox"/> <i>Buddy Video DVD</i> * <input type="checkbox"/> Tina Termite Bible Memory Buddy poster* <input type="checkbox"/> media player <input type="checkbox"/> Bible (bookmark Romans 8:31)	<input type="checkbox"/> "Moses Talks to God at a Burning Bush" Bible Story poster* <input type="checkbox"/> Tina Termite Bible Memory Buddy stickers* (1 per child) <input type="checkbox"/> Take-It-Home Flyers* (Unit 2, Week 2) (1 per child) <input type="checkbox"/> Bible (bookmark Exodus 2:23-25; 3:3-6, 13-15; 4:10-12) <input type="checkbox"/> books or Bibles (1 per child) (any book works) <input type="checkbox"/> countdown video	<input type="checkbox"/> <i>Explore More</i> : Bibles, paper, pencils, markers <input type="checkbox"/> <i>Game</i> : pool noodle

* in your *Simply Loved Kit*



Opening Options

Set up one—or both—of these intro activities to start your time together. Each activity connects kids to the Bible Point and to each other. Cut apart these Option Cards, and place one by each activity you choose. Crew Guides will follow the directions and build friendships with kids as they make discoveries together!



Toppling Cup Towers

Supplies

- disposable cups, large index cards

Build a tower by stacking cups upside down and placing an index card "platform" between the cups.

Then, starting at the top of the tower, take turns trying to pull out the index card from beneath the cups as quickly as possible. The goal is to get cups to drop straight down onto the cup below. If the cup falls off the tower, restack it and try again.



Tell about a time you felt a lot of pressure. Maybe you had a piano recital or a big test.

When we're under pressure, God takes care of us. Today we're going to hear about someone who had a big task in front of him, and God helped him.

Perfect Play Dough Circle

Supplies

- play dough, plastic knives

Create a perfect flat circle on the table with play dough.



Tell about a time you felt like you needed to be perfect.

Making a perfect circle is difficult. In fact, no one except God can make *anything* perfect! Today we're going to hear about a man who thought he wasn't a perfect fit for the job ahead of him. But never fear: God takes care of us.

Opening

Now's a great time for Opening Options. Choose one—or both—to introduce today's Bible discoveries.



countdown video (1 minute)

Help kids transition, clean up the activities, and sit with Connect Crews. A Connect Crew is a small group of kids with one Crew Guide.

Sing & Play

Hey, friends! It's so good to see you. Let's start with a song!



"God Is for Me" music video

Bible Point

Our Bible Point today is God takes care of us. So every time you hear the words "God takes care of us!" you'll respond in a certain way. Do what I do!

- Cup your hands together like you're holding something in your hands and say "Amen!"
- Repeat several times.

Repetition cements learning, so be sure to say today's Bible Point A LOT. Have fun with it! Kids will love listening for it and responding with "Amen!"

There are times we feel like we're not good enough, not smart enough, or not likable enough. That doesn't feel very good. But here's something to remember: God takes care of us, (Amen!) even when we feel like we're not good enough. We don't have to be good at everything, because God is good in every way. Let's sing about that.




"Good in Every Way" music video

Supplies

- Bible
- media player
- *Music Video DVD*
 - "God Is for Me" music video
 - "Good in Every Way" music video
 - "God Is Good" music video
- *Buddy Video DVD*
 - Tina Termite Bible Memory Buddy video (Week 2)
- Tina Termite Bible Memory Buddy poster





Bible Memory Buddy & Verse

Tina Termite is our Bible Memory Buddy. Show the Bible Memory Buddy poster. How much do you know about termites? Let's find out with a This-or-That Challenge! You'll hear two fun facts. It's up to you to decide which is true—this fact or that!

- ② Termites live interesting lives—but just how long do they live? Do you think termites live for one month or 50 years?
 - Have everyone hold up one finger to vote for *this* (one month) or yell out "Fifty!" to vote for *that* (50 years).
 - Make a drumroll sound by patting your thighs or the floor.
 - Dramatically give the answer: **The queens of some types of termites can live up to 50 years in the right conditions! Most workers live around five years, though.**
 - Watch the Bible Memory Buddy video to find out more about Tina Termite.



Tina Termite Bible Memory Buddy video (Week 2)



Show the Bible. **The Bible is God's true story of love. Each book in the Bible is made up of chapters and verses. Chapters are longer, and verses are usually about one sentence. Our Bible Memory Verse is Romans 8:31. Let's say the verse together. I'll say a line, and then you repeat after me.**

"If God (*hold hands heavenward*)
is for us, (*point both thumbs at chest*)
who (*palms up, shrug*)
can ever be against us?" (*push palms out from body*)
 (Romans 8:31)

God takes care of us. (Amen!) Even when we feel like a failure, God doesn't think about us like that. He loves us like crazy all the time! Let's celebrate with another song. Ready?



"God Is Good" music video

Bible Discovery

Circle Up & Connect

Let's circle up and spend a little time simply getting to know each other in smaller groups called **Connect Crews**.

- Arrange kids into Connect Crews with one helper—or Crew Guide—per group.
- Invite kids to sit in knee-to-knee circles with their Connect Crews.
- Have Connect Crews come up with a special handshake to give their Crew Guides and each other.
- Have kids take turns saying their names and answering this question. Crew Guides go first.
❓ What's something you've done that you're proud of?

Experience the Bible Story

In today's story we'll read about a man named Moses who felt like he wasn't good enough to do the important job God gave him.

Instead of just listening, you'll help me tell the story and play an important part. Be ready to join in as I tell you. You can read Moses' whole story in the book of Exodus in the Bible.

God's people, the Israelites, had been enslaved in Egypt for many years. They were mistreated and miserable. Encourage kids to moan and groan. They cried out to God to help them. Have kids cry out, "Help us!" **Let's read about it.**



Read aloud Exodus 2:23-25.

God decided to work through Moses to free his people. He chose to tell this to Moses while he was shepherding sheep on a mountainside. Imagine you all are on a mountainside. Have kids point out imaginary things they see like trees, grass, sheep, and clouds.


Yup. A pretty normal day in the great outdoors. Freeze suddenly and look ahead. **Whoa! Moses stopped in his tracks. Did he smell smoke?** Have kids sniff with you; then shield your eyes as if looking at something far away. **Did Moses see red-hot flames up ahead?** Have everyone shield their eyes and look at an imaginary spot you point toward. **What was on fire?**

Moses went over for a better look. A bush was engulfed in flames. Quick! Call the fire department. Everyone, make siren sounds that get louder and louder as I raise my arms higher. Slowly raise your arms as kids make siren sounds. Then motion for kids to stop.

Supplies

- Bible
- "Moses Talks to God at a Burning Bush" Bible Story poster
- books or Bibles (1 per child) (any book works)
- countdown video

We call helpers Crew Guides. If you lead a small class, you can be the Crew Guide. Simply circle up with the kids. If you have helpers, form smaller groups so each child can be known—and so kids can befriend your helpers, too!



Wait! Stop the alarm. The bush is on fire, but it's not burning up. The bush wasn't charring or falling down; it was just burning. Scratch your head as if puzzled. Let's send back the fire trucks. Start your siren sounds again, and get quieter as I move my arms down. As kids make siren sounds, slowly lower your arms until it's quiet again.

It's hard to imagine such a sight, but this picture may help a little. Show the Bible Story poster. Let's read about what happened.



Read aloud Exodus 3:3-6.

Wow. Put yourself in Moses' position—you're just out on the mountain minding your own business, and the next thing you know, God's talking to you from a burning bush. Have kids raise their hands and wave them like flames, making crackling noises.

Moses was afraid. After all, who was *he* to talk to God? Speaking of talking, let's circle up and talk in our Connect Crews for a bit.

- Have Crews sit in knee-to-knee circles.
- **Do you think you are important enough for God to talk to? Why or why not?**
- Give Crews a few minutes to talk, then ask another question.
- **Do you believe God has talked to you? Explain.**
- Crew Guides give thumbs-up when their conversations have ended.

God talked to Moses about his people, the Israelites. God knew they were suffering and that Moses was just the person to lead them out of Egypt into the Promised Land. But Moses was like, "Who, me?" Say that with me in your most trembly, nervous voices. Pause and say in a trembly, nervous voice, "Who, me?"

God reassured Moses. He said, "I'll be there with you, Moses." God was telling Moses that even when we don't feel like we're good enough, God takes care of us. (*Amen!*) But Moses still didn't think this was a good idea. Let's read what Moses said.



Read aloud Exodus 3:13-15.

God was in charge, not Moses. God had *always* kept his promises to help and take care his people, and that wasn't going to change. But Moses was still nervous. God was asking him to lead thousands of people on a treacherous journey into a new life. Not only that, Moses would have to go to the elders of Israel and the king of Egypt—Pharaoh himself.

Moses asked, "What if they don't believe me?" Say that with me in your most trembly, nervous voices again. Pause and say in a trembly, nervous voice, "What if they don't believe me?"

God had Moses' back and would help in surprising ways! One way involves a snake! Have kids stand, spread out, and follow your lead.

God told Moses to throw down his shepherd's staff. Pretend to throw down the staff. **It turned into a serpent!** Making hissing noises, and jump back in surprise. **God told Moses to pick up the serpent by its tail,** (make hissing noises as you pretend to pick it up by the wiggly tail) **and it turned back into a shepherd's staff.** Tap it like it's a shepherd's staff again.

But Moses was still worried. Let's read about one more thing he was worried about.



Read aloud Exodus 4:10.

I get tongue-tied sometimes, too. Especially when I have to talk in front of a bunch of people. Let's try some tongue twisters with your Connect Crews. Everyone, go around your Crew circle and take turns saying, "The big burning berry bush bent backward" as fast as you can. Give time for Crews to try this tongue twister.

Ugh! Why is being tongue-tied so frustrating? Take responses from the whole group.

You know what you need to say, but you can't do it on your own! Your mouth won't cooperate with your brain! Maybe now we understand how Moses may have felt. But God was still God, and God's response is pretty cool.



Read aloud Exodus 4:11-12.

God made mouths, and he'll help them talk! But even with all that, Moses *still* wasn't confident he could do what God was asking. And again, God helped. God said Moses could take his brother Aaron along.

Moses didn't feel like he was good enough to lead God's people. But despite Moses' worries, God provided: miracles, words, a brother! God didn't change his mind about Moses because God takes care of us. (Amen!)


The Heart of the Matter


I have a challenge for you. It's kind of hard, but I believe all of you can do it.

- Have kids stand and hold their arms straight out in front of them.
- Place a book or Bible on each person's arms.
- Challenge kids to hold the book for one minute.

Start the countdown video again.

- After 15 seconds, say, **Great job!**
- After 30 seconds, ask, **How do your arms feel?** Invite responses from the whole group.
- After 45 seconds, say, **Can you keep those arms up?** Take a few responses. Kids may begin dropping their arms.





After 60 seconds, say, **Moses felt he didn't have the strength to do the amazing things God wanted him to do on his own. But he didn't have to! God supported and helped him. Let's support and help each other.**

- Have each Crew form a circle, and have everyone rest their outstretched hands on the shoulders of the person in front of them so each person is supporting the hands of someone holding a book.
- ② **How do you feel now with your friends helping you? What's the difference?**

Now you have support. You don't have to muster up the strength you need by yourself. God supported and helped Moses, and he helps us, too. God takes care of us. (Amen!) With the "Amen!" response, let kids lower the books to the floor. Have everyone pick up and collect the books.

Let's talk in our Connect Crews again.

- Have Connect Crews form knee-to-knee circles.
- ② **Tell about something you're facing right now that you need God's help for.** Invite Crew Guides to share first.
- Give Connect Crews a few minutes to discuss.
- Lead a prayer with the whole group, asking God to take care of each person and help with the challenges each person is facing.

God never gave up on Moses. And God won't give up on us. God takes care of us. (Amen!)

Now's a great time for Apply-It Options! Choose one—or both—of the following reinforcement activities to support today's Bible discoveries before the Friendship Finale.

Apply-It Options

Choose one—or both—of these activities to support kids' learning after Bible Discovery.

Explore More

Supplies

- Bibles, paper, pencils, markers

Let's read about that burning bush again.



Distribute Bibles, and help kids find and read Exodus 3:4-6.


Seems like strange instructions. But let's take off our shoes, too. Have kids take off their shoes and place them aside.

Some Bible researchers say the people in Egypt were expected to take off their sandals in a king's presence. It was disrespectful to keep them on. So when God told Moses to take off his shoes, it was like he was telling Moses, "I'm here, there is no one like me, and I'm in charge."

I wonder, where will your feet go later today or tomorrow? How will God take care of you in that place? Let's think about that as we make some foot art.

- Give each person a piece of paper, and have each person trace two feet on the paper.
- Inside one foot, have kids write where they'll go.
- Inside the other foot, have kids write this prayer: "God, please help me..." Kids can finish the sentence with ways they need God's help and care.
- Have kids put their shoes back on.

God takes care of us. (Amen!) He promised to be with Moses, and he'll be with you wherever you go.




Game

Supplies

- pool noodle
- Have kids spread around the room for this version of Tag.
- Choose one child to be Moses, and give that child a pool noodle "staff."
- Tell Moses to tag others by touching (not hitting) them with the staff. Whoever is tagged goes to the front of the line and takes the staff, holding hands with others who've been tagged. Play until everyone's been tagged.
- How did this game remind you of the way God stuck by Moses?


In our game, you used a pool noodle staff to tag others. Moses used a real staff to show God's power to the Egyptians. God helped Moses, and God will help us. God takes care of us. (Amen!)



Supplies

- Tina Termite Bible Memory Buddy stickers (1 per child)
- Take-It-Home Flyers (Unit 2, Week 2) (1 per child)

Friendship Finale



Invite everyone to sit in knee-to-knee circles with their Connect Crews.

Our Bible Memory Buddy Tina Termite reminds us that even when we don't feel like we're good enough, God takes care of us. (Amen!) You'll each receive a Tina Termite sticker to help you remember that God takes care of you throughout your week. You can wear it or keep it! Crew Guides will give each person a sticker like this.

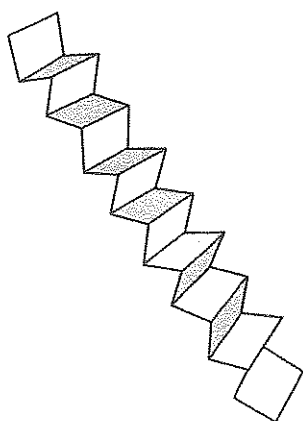

- Demonstrate the following actions with a Connect Crew.
- Have kids hold their hands out, palms together like a chomping mouth. Crew Guides will quickly drop a sticker into each "chomping mouth" as if afraid they'll be bitten.
- As they give each child a Bible Memory Buddy sticker, Crew Guides say, "[Child's name], **God takes care of you.**"
- Crew Guides give thumbs-up when everyone has received a sticker.

Saying each child's name in a loving way helps kids simply experience God's love through you!

God took care of Moses. And God takes care of us, too. (Amen!) In fact, God loves all people so much that he sent his Son, Jesus, to earth to show us God's amazing love.

I'd like to read you something about our friend Jesus. First, sit back to back with a partner and close your eyes while I read. Remember that you can always lean on Jesus when you don't feel like you're good enough. Pause. Now listen as I read about Jesus.

- Read the first section of the Unit 2, Week 2 Take-It-Home Flyer.
- **Now I'll give you one of these flyers to help you talk about Jesus in your Connect Crews and at home, too.**
- Distribute Take-It-Home Flyers to Crew Guides, and have them share about their own friendship with Jesus as they answer the "Talk Starter" question and then invite kids to talk.
- Kids share prayer requests—things they'd like to tell Jesus—in their Connect Crews.
- Connect Crews pray together.
- Crew Guides distribute Take-It-Home Flyers and follow the directions to help kids fold the paper to "fly" home. ○



Moses Talks to God at a Burning Bush

(Exodus 2:23-4:17)

"If God is for us,
who can ever
be against us?"
(Romans 8:31)

God takes care of us...even when we feel like we're not good enough.

Lots of people get to decide if you're "good enough."

Good enough to make the team or be picked first. Good enough to get an "A." Good enough for a "thank you" instead of "try again" when you're doing chores. Good enough to win, to shine, to get the trophy.

But there's someone who thinks you're good enough just as you are.

It's Jesus.

Jesus thinks you're good enough to love even if you didn't win the science fair. Good enough to care for even if you sometimes forget to feed the dog. Good enough to be with you even when you forget about him.

You're good enough to invite into a forever friendship with him.

Sure, you've got room to grow. Everyone does. Jesus will help you with that.


But you're *good enough*...because he made you that way. Just as you are.

Talk Starter

What's something you wish you were "good enough" to do or be? Why *that* thing?

Try This @ Home

Find something where you live that could use a cleaning, and clean it. The kitchen sink, the bathroom floor, a floor that needs to be swept. What you cleaned was good enough, but you made it even better. That's what God is doing with you!



Explore More @ Home

Are you good enough for God to love? You bet! See John 3:16; 1 John 3:1; and Romans 5:8.




Make this page slither home!

Fold a slithering snake. Surprise a family member


...by holding the "snake" together at the sides...then releasing it quickly. It'll "slither" across the room!

Here's how:

- ① Fold the paper in half lengthwise as shown.



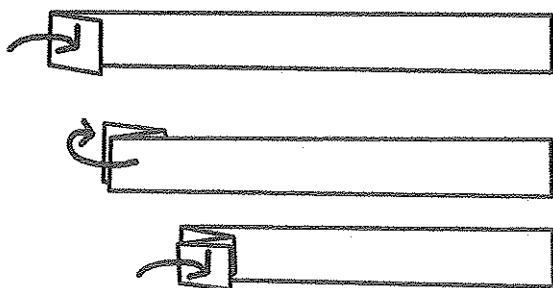
- ② Fold in half lengthwise again.



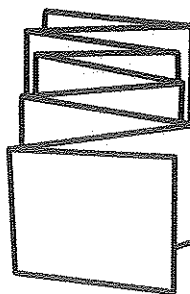
- ③ Fold in half lengthwise one more time.



- ④ Fold accordion style as shown.



- ⑤ Squeeze the folds together, holding at the sides.



- ⑥ Let go, and your snake will "slither" forward.

