

God Spares the Israelites at Passover

The Exodus

Exodus 11-12:42


Bible Point

God takes care of us.**Purpose**

Think of a time you've been spared. Rescued, even. Maybe you barely avoided a car accident, or a heavy storm passed over your house with no consequences. Or maybe you recovered quickly from an accident or were able to clean up after a storm.

In scary and difficult times, it can be hard to trust God, especially when things don't work out the way we expect or hope. It can be hard to determine how God took care of us when we lost a lot. But even in the most difficult of circumstances, God is present, and he still rescues today.

Young children experience fears and hard times just as we do. Knowing God will take care of them gives them something to hold on to. Encourage the kids in your class to believe that God will come through for them, even if it's not in the way they expect. And point them to Jesus, our rescuer and forever friend.

**Prayer**

God, thanks for coming to my rescue time and again. Please show these little ones your care through me today. In Jesus' name, amen.


Prep

Opening Options	Sing & Play	Bible Discovery & Goodbye Circle	Apply-It Options
<input type="checkbox"/> Option Cards* <input type="checkbox"/> <i>Shaving Cream Hotel</i> : shaving cream, wet wipes or paper towels <input type="checkbox"/> <i>Pompom Counting</i> : paper, pompoms, clothespins, markers	<input type="checkbox"/> <i>Music</i> CD* <input type="checkbox"/> <i>Music Video</i> DVD* <input type="checkbox"/> <i>Buddy Video</i> DVD* <input type="checkbox"/> Tina Termite Bible Memory Buddy poster* <input type="checkbox"/> media player <input type="checkbox"/> Bible (bookmark Romans 8:31)	<input type="checkbox"/> "God Spares the Israelites at Passover" Bible Story poster* <input type="checkbox"/> <i>Music</i> CD* <input type="checkbox"/> Tina Termite Bible Memory Buddy stickers* (1 per child) <input type="checkbox"/> media player <input type="checkbox"/> Bible (bookmark Exodus 11:9; 12:28)	<input type="checkbox"/> <i>Game</i> : no supplies <input type="checkbox"/> <i>Food-n-Friendship</i> : snack, napkins, hand cleanser, <i>Music</i> CD*, media player <input type="checkbox"/> <i>Coloring Creation</i> : "God Spares the Israelites at Passover" Coloring Creation pages* (1 per child), crayons, tiny pompoms, Glue Dots, <i>Music</i> CD*, media player

* in your **Simply Loved Kit**

Opening Options

Set up one—or both—of these intro activities to start your time together. Each activity connects kids to the Bible Point and to each other. Cut apart these Option Cards, and place one by each activity you choose. Crew Guides will follow the directions and build friendships with kids as they make discoveries together!



Shaving Cream Hotel

Supplies

- shaving cream, wet wipes or paper towels

Spread shaving cream onto a clean surface, and use your fingers to draw a hotel in the shaving cream.

? Tell about a time you slept away from home. What was it like?

Sometimes people sleep in hotels when they are far from home. Today we'll hear about how God took care of people who had to leave their homes and go to a new place. God takes care of us, too!

Pompom Counting

Supplies

- paper, pompoms, clothespins, markers

Write numbers 1-10 on different pieces of paper. Then use clothespins to pick up and place that number of pompoms on each number.

? How many people are in your family? What are the names of each person in your family?

In our Bible story, we'll hear about 10 plagues. A **plague** is something bad that happens to a bunch of people. But God kept his people safe during those bad times. God took care of them, and God takes care of us, too.


Opening

Now's a great time for Opening Options. Choose one—or both—to introduce today's Bible discoveries.



"The Cleanup Song" (*Music CD track 1*)

Help kids transition by cleaning up before sitting with their Connect Crews. A Connect Crew is a smaller group of kids with one Crew Guide.



Sing & Play

Welcome

Hello, friends! I'm so glad you're here today. Let's sing our welcome song.



"Hello, My Friends" (*Music CD track 2*)

Let's say hello to our Crew Guides. They're our go-to friends who are here to have fun and learn along with us.

- Kids give their Crew Guides a fist bump.

Bible Point

Today we'll find out **God takes care of us**. Every time you hear the words **"God takes care of us,"** cup your hands together like you're holding something in your hands and say **"Amen!"** Repeat several times.

When we say **"amen,"** it's like we're asking God to take care of the things we've talked with him about. Let's say a little prayer and talk to God right now. I'll say the words—will you do the motions with me?

God, please take care of me. (*point to yourself*)

Amen, let it be. (*hands together as if praying*)

God, you save the day (*superhero pose*)

And help me all the way. (*hold both palms out and up*)

Thanks for taking care of me. (*point to yourself*)

Amen, let it be. (*hands together as if praying*)

Repeat a few times.

Supplies

- Bible
- Music CD
 - "Hello, My Friends"
- Music Video DVD
 - "God Is for Me" music video
 - "Doxology" music video
- Buddy Video DVD
 - Tina Termite Bible Memory Buddy video (Week 3)
- media player
- Tina Termite Bible Memory Buddy poster



Amen!


Repetition cements learning, so be sure to say today's Bible Point A LOT. Have fun with it! Kids will love listening for it and responding with "Amen!"

God takes care of us. (Amen!) Let's celebrate with a song.

 "God Is for Me" music video

Bible Memory Buddy & Verse

It's time to talk to our friend Buzzly. Buzzly will help us check in with a Bible Memory Buddy friend. Let's call for Buzzly. Do what I do!




- Flap hands quickly like a bee.
- Make buzzing sounds.

 Tina Termite Bible Memory Buddy video (Week 3)

Tina Termite is a tiny little Bible Memory Buddy. She helps us remember God take care of us. (Amen!)


- Show the Bible Memory Buddy poster.
- Have everyone give a hello to three friends by wiggling fingers like bugs.

 Show the Bible. **The Bible is God's true story of love! Our Bible Memory Verse comes from the Bible. Let's say our Bible verse together. I'll say a line, and then you repeat after me.**

"If God (hold hands heavenward)
is for us, (point both thumbs at chest)
who (palms up, shrug)
can ever be against us?" (push palms out from body)
 (Romans 8:31)

Our God is so great! Let's praise God with another song.

 "Doxology" music video



Bible Discovery



Hold up a Bible. **Today our Bible story tells about how God took care of his people, the Israelites. And we'll find out God takes care of us. (Amen!)**

The Israelites were God's special people, and he had good plans for them. But at the beginning of our story, things were very hard for them. They were working for people called Egyptians who were very mean to them. But God was going to rescue his people.

- Have Connect Crews get comfy and sit in knee-to-knee circles.
- ❓ **Tell about someone who rescues or helps people when they're in trouble.**
- Crew Guides give thumbs-up when everyone has shared.

These rescuers help and take care of people when they're in trouble. In our Bible story, God decided to rescue his people and move them out of Egypt.

For now, God's people were stuck in Egypt with no way out. Do something with me!

- Push classroom chairs together to form a tight circle.
- Have everyone gather and sit closely together inside the circle with no way out. If you have a large group, make several circles with a few Crews in each circle.
- **We're stuck. We can't get out by ourselves! We need someone to rescue us.**
- Have everyone shout "Help us!" several times.

God heard his people. God told the Israelites' leader, Moses, to tell Pharaoh to let God's people go.

- Chant "Let God's people go!" 10 times and pump fists.

Did Pharaoh listen? Let's read and find out!



Read aloud Exodus 11:9.

The Egyptian leader, Pharaoh, didn't want God's people to move out of Egypt. But God is stronger than Pharaoh. God showed his amazing power and sent plagues to Egypt. Plagues were terrible things that caused a lot of harm.

- **There were bugs. Let's buzz like bugs.** Pause.
- **There was darkness. Let's close our eyes tight.** Pause.
- **And there was even sickness. It was very sad.**

Supplies

- Bible
- "God Spares the Israelites at Passover" Bible Story poster

We call helpers Crew Guides. If you lead a small class, you can be the Crew Guide. Simply gather kids in a cozy circle around you. If you have helpers, form smaller groups so each child can be known—and so kids can befriend your helpers, too!



Read the verse from the Bible. You're showing kids that God's Word is special. Don't worry—we've kept the verses short for young attention spans.

These plagues showed God's power. God loved his people so much that he would rescue them and take care of them. God loves us, too. And **God takes care of us. (Amen!)**

The last plague was the worst. But God gave special instructions to his people so they would be safe. God took good care of them. Let's listen to God's directions and pretend to get ready. There were five things they had to do. Let's count them on our fingers.

- Hold up one finger. **One: get a special lamb.**
- Hold up two fingers. **Two: wait 14 days.** Count to 14.
- Hold up three fingers. **Three: paint over the doorway so God will know his people live there.**
- Hold up four fingers. **Four: make a special meal.** Rub your tummies like you're hungry.
- Hold up five fingers. **Five: get dressed and ready to go.** Pretend to put on a coat and gather blankets, teddy bears, and other household things.

Did God's people follow his directions? Let's read and find out.



Read aloud Exodus 12:28.

Show the Bible Story poster. **God's people followed his instructions, and that night, when the last plague came, the Israelites were safe. God took care of them.**

Pharaoh was sad and mad, and he wanted God's people to leave. He said, "Get out of here!" and God's people were ready to go. We're ready to move out of here, too!


- Move one chair, and have everyone leave the circle and return to their seats.
- As everyone moves, have them skip and jump and celebrate being free.

It must've been scary, but God rescued the Israelites and helped them move out of Egypt. God took care of them, and God takes care of us. (Amen!)

- **Tell about a time you were scared but someone took care of you.**
- Take a few kids' answers.

God loves you, and God takes care of you. (Amen!) He gives you people to help you when you're in need. And God takes care of you and finds a way for you to get the things you need.

- Pray, thanking God for how he takes care of each child.



Welcome a few responses. Be sure to summarize what kids say so everyone can hear.

Now's a great time for Apply-It Options. Choose one or more that fit your time frame to support today's Bible discoveries before the closing Goodbye Circle.

Apply-It Options

Choose one—or all—of these activities to support kids' learning after Bible Discovery.

Game

Play a version of London Bridge, but encourage kids to rush under the bridge to safety before it falls down. Play several rounds, and at the end of the last round, have everyone join in a group hug.

Like you rushed to safety in our game, when trouble comes, we can always rush to God. He's our friend who loves us no matter what. We showed God's love with a group hug to celebrate that God takes care of us. (Amen!)



Food-n-Friendship


Supplies: snack, napkins, hand cleanser, *Music* CD, media player

- Give a napkin to a friend and say, **"God takes care of us!" (Amen!)**

 **"God, You Are So Good"**
(*Music* CD track 3)

- Eat snack together.
- **When we pray, we talk with God. Who has something we can talk with God about?**
- Pray together.

God takes care of us. (Amen!) He had his people pack up all their stuff so they could move out of Egypt. Let's pack up our trash so we can move on to our next activity.




Coloring Creation

Supplies: "God Spares the Israelites at Passover" Coloring Creation pages (1 per child), crayons, tiny pompoms, Glue Dots, *Music* CD, media player

God takes care of us. (Amen!) He took care of his people and helped them move away from the Egyptians.

- Talk about what kids see on the picture.
- Add food to the table using pompoms and Glue Dots to show the meat and salad the Egyptians prepared.
- Color the picture.
- Play music as kids create.

 **"God Is for Me"**
(*Music* CD track 6)



Supplies

- Music CD
 - "Goodbye, My Friends"
 - "God Is for Me"
- media player
- Tina Termite Bible Memory Buddy stickers (1 per child)

Goodbye Circle

It's almost time to say goodbye! Let's sing our goodbye song as we join hands and make one big circle!



"Goodbye, My Friends" (Music CD track 4)


God takes care of us. (Amen!) One way he made sure we'd be taken care of was to send his special Son, Jesus. Jesus came to earth so we could be forgiven for all the wrong things we've done and so we can be best friends with God. Let's ask Jesus to take care of us. I'll say, "Jesus, please take care of us," and you say, "Amen!" Say this prayer several times, beginning in a whisper and getting louder each time.

- Show the Bible Memory Buddy poster, and remind kids that Tina Termite helps us remember **God takes care of us. (Amen!)**
- Have two kids hold up each other's hands to make a doorway. Have kids line up on one side, and have Crew Guides stand on the other side.
- As kids walk through the doorway, Crew Guides give each child a Tina Termite sticker and say, "[Child's name], **God takes care of you.**"
- Swap in other kids at the "door" so everyone has a turn to walk through. Kids may wear the stickers or keep them to collect at home.




"God Is for Me" (Music CD track 6)

- Do Bible Memory Verse motions and move to the music!




Saying each child's name in a loving way helps kids simply experience God's love through you!



God Spares the Israelites at Passover

GOD TAKES CARE OF US.


Exodus 11-12:42



TINA TERMITE

**"If God is for us,
who can ever be
against us?"**

(Romans 8:31)



God Spares the Israelites at Passover

The Exodus
Exodus 11-12:42

Bible Point

God takes care of us...when we need rescuing.

Purpose

Remembering is important. It's why we keep photo albums from childhood and why we celebrate holidays. God asked the Israelites to remember how he rescued them from Egypt and to celebrate Passover year after year.

Recalling God's faithfulness in the past can bring light and hope to the present. We might look around our homes, our neighborhoods, and our world and wonder how—and maybe even if—God is at work. Remembering his faithful care in the past gives us a future hope to hold on to and a message to share with children today.

Elementary kids remember a lot! They might remind you when you forget to collect the offering or mark attendance. Through this lesson, together you'll remember God's faithfulness to the Israelites and his love for us through Jesus.



Prayer

God, I pause to remember all you've done—for your people, for the kids in my class, and for me. Thanks for sending Jesus to rescue us from sin and be our forever friend. In Jesus' name, amen.

Prep


Opening Options	Sing & Play	Bible Discovery & Friendship Finale	Apply-It Options
<input type="checkbox"/> Option Cards* <input type="checkbox"/> <i>Cup Houses</i> : disposable cups, large index cards, markers <input type="checkbox"/> <i>Play Dough Dinner</i> : play dough, plastic knives	<input type="checkbox"/> countdown video* <input type="checkbox"/> <i>Music Video</i> DVD* <input type="checkbox"/> <i>Buddy Video</i> DVD* <input type="checkbox"/> Tina Termite Bible Memory Buddy poster* <input type="checkbox"/> media player <input type="checkbox"/> Bible (bookmark Romans 8:31)	<input type="checkbox"/> "God Spares the Israelites at Passover" Bible Story poster* <input type="checkbox"/> Tina Termite Bible Memory Buddy stickers* (1 per child) <input type="checkbox"/> Take-It-Home Flyers* (Unit 2, Week 3) (1 per child) <input type="checkbox"/> Bible (bookmark Exodus 11:1; 12:11, 12-13, 41-42) <input type="checkbox"/> blankets (1 per Crew) <input type="checkbox"/> crackers (<i>optional</i>) <input type="checkbox"/> masking tape or painter's tape <input type="checkbox"/> pens <input type="checkbox"/> media player and quiet praise music (<i>optional</i>)	<input type="checkbox"/> <i>Explore More</i> : Bibles <input type="checkbox"/> <i>Game</i> : no supplies

* in your **Simply Loved Kit**



Opening Options

Set up one—or both—of these intro activities to start your time together. Each activity connects kids to the Bible Point and to each other. Cut apart these Option Cards, and place one by each activity you choose. Crew Guides will follow the directions and build friendships with kids as they make discoveries together!



Cup Houses

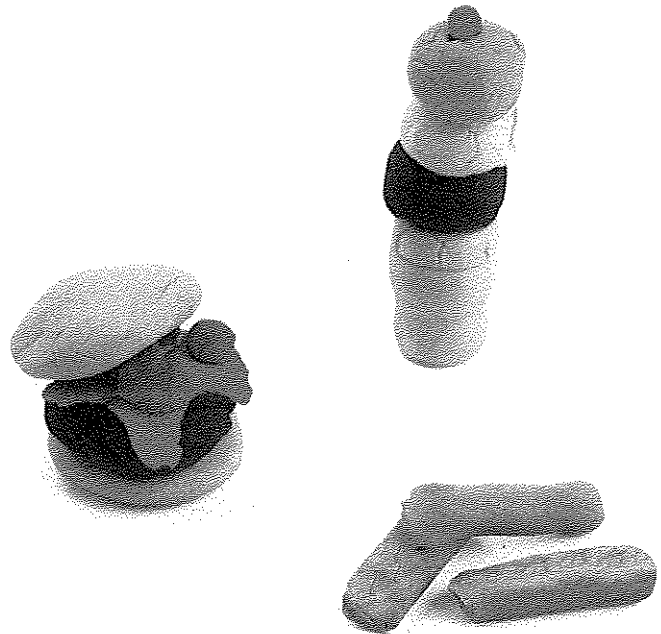
Supplies

- disposable cups, large index cards, markers



What is your home like?

God takes care of us by giving us a place to live. In our Bible story, we'll discover how God took care of the Israelites in their homes one night.



Play Dough Dinner

Supplies

- play dough, plastic knives

Create a pretend dinner plate! Flatten play dough, then carve some of your favorite foods.



What's your favorite restaurant, and what do you order when you go there?

God takes care of us. He provides food for us to eat. In our Bible story today, we'll hear about a special meal the Israelites ate the night God rescued them from Egypt.

Opening

Now's a great time for Opening Options! Choose one—or both—to introduce today's Bible discoveries.



countdown video (1 minute)

Help kids transition, clean up the activities, and sit with Connect Crews. A Connect Crew is a small group of kids with one Crew Guide.

Sing & Play

Hi, everyone! It's good to see you today. Let's start by praising God with a song.



"Doxology" music video

Bible Point

Today we're discovering God takes care of us. That's our Bible Point today, so every time you hear someone say, "God takes care of us," you'll respond in a certain way. Do what I do!

- Cup your hands together like you're holding something in your hands and say "Amen!"
- Repeat several times.

Repetition cements learning, so be sure to say today's Bible Point A LOT. Have fun with it! Kids will love listening for it and responding with "Amen!"


The word *amen* means "so be it." We say that at the end of our prayers as a way to tell God that we trust him—no matter what. Let's sing another song to celebrate that God is good all the time.




"God Is Good" music video

Supplies

- Bible
- media player
- *Music Video* DVD
 - "Doxology" music video
 - "God Is Good" music video
 - "Rescue Me" music video
- *Buddy Video* DVD
 - Tina Termite Bible Memory Buddy video (Week 3)
- Tina Termite Bible Memory Buddy poster





Bible Memory Buddy & Verse

God is good, and God takes care of us. *(Amen!)* Let's meet our Bible Memory Buddy. It's Tina Termite. Show the Bible Memory Buddy poster. How much do you know about termites? Let's find out with a This-or-That Challenge! You'll hear two fun facts about termites. It's up to you to decide which is true—this fact or that!

- ❓ How do termites tell their friends where to find food? Do they make a buzzing sound or leave a scented trail?
- Have everyone make buzzing sounds to vote for *this* (buzz) or sniff to vote for *that* (a scented trail).
- Make a drumroll sound by patting your thighs or the floor.
- Dramatically give the answer: **They leave a scented trail!**
- Watch the Bible Memory Buddy video to see Tina Termite.



Tina Termite Bible Memory Buddy video (Week 3)



Show the Bible. **The Bible is God's true story of love. The Bible was originally written in three languages. Today, it's in hundreds of languages so people around the world can understand it. Our Bible Memory Verse is from the New Testament, and it's found in Romans 8:31. Let's say the verse together. I'll say a line, and then you repeat after me.**

"If God *(hold hands heavenward)*
is for us, *(point both thumbs at chest)*
who *(palms up, shrug)*
can ever be against us?" *(push palms out from body)*
 (Romans 8:31)

God is for us, and God takes care of us. *(Amen!)* Let's ask God to help us with a song.



"Rescue Me" music video

Bible Discovery

Circle Up & Connect

Let's circle up and spend a little time simply getting to know each other in smaller groups called **Connect Crews**.

- Arrange kids into Connect Crews, with one helper—or Crew Guide—per group.
- Invite kids to sit in knee-to-knee circles with their Connect Crews.
- Have kids give their Crew Guides and each other fist bumps.
- Have kids take turns saying their names and answering this question. Crew Guides go first.
- ❗ **Imagine you're planning a special meal to celebrate your birthday. What food would you want to eat?**

Experience the Bible Story

In today's Bible story, we'll hear about a special meal God told his people to eat before he rescued them from Egypt. We call this celebration *Passover*. Today, some people still eat this special meal to celebrate and remember how God took care of the Israelites back then and how God still takes care of us today. *(Amen!)*

Instead of simply telling you this amazing story from the book of Exodus in the Bible, I'm inviting you all to turn on your imaginations and play a special part. First, each of our Connect Crew families needs an imaginary home.

Give each Crew a blanket to sit on. Pretend these blankets are your homes. Imagine you're in the land of Egypt back in Bible times. Your Crew is an Israelite family, and you're all in your homes ready to eat dinner. Your homes are quite simple—nothing fancy. Together as a Crew family, use your imaginations and decide what your home is like. Talk about these questions together.

- ❗ **Where is the kitchen? What do you see in the kitchen?**
- ❗ **Where do people sleep?**
- ❗ **Where is the door to your house?**
- Give Crews a few minutes to imagine and discuss.

Okay, Israelite families. You've had a hard day of work. You're tired. Let's all look really exhausted. Pause. Crew Guides, give each of your family members a light comforting squeeze on the shoulder and say, "Welcome home." You're so glad to be together after a long day. Pause.

Supplies

- Bible
- "God Spares the Israelites at Passover" Bible Story poster
- blankets (1 per Crew)
- crackers ❶ (optional) (1 per child)
- masking tape or painter's tape
- pens
- media player and quiet praise music (optional)
- ❶ **Allergy alert! Check for food allergies or limitations before serving.**

We call helpers Crew Guides. If you lead a small class, you can be the Crew Guide. Simply circle up with the kids. If you have helpers, form smaller groups so each child can be known—and so kids can befriend your helpers, too!

We have a lot to think and talk about with our families. Shocking and terrible things have happened here in Egypt lately. The Bible calls them plagues, and so far, nine plagues have caused a lot of pain. Count them on your fingers as I recap what's happened.

God sent frogs and gnats, flies and locusts. Pause as you count on your fingers. Hail and darkness. Pause and count. Gross drinking water, dying cattle, and painful sores on the Egyptian people's skin. Pause. Yuck.

It was terrible...for the Egyptians, that is. But we, God's people, have been okay. The bad things that happened to the Egyptians in their homes haven't happened to us in our homes. God has taken care of us and kept us safe. Let's all take a deep breath and let it out like we're relieved to be okay. Pause.

Let's talk in our families for a moment. It's almost nighttime now, so let's use quiet voices as we talk about something serious.

- Have Crews form knee-to-knee circles while sitting on their blankets.
- ❓ **Tell about a time sad or frightening things were happening all around you but you were okay.** Share an example from your own life to begin and set the tone for Crews' conversations. Maybe a hailstorm damaged homes in your neighborhood but yours was okay, or most of the kids in your class got sick but you stayed healthy.
- Give Crews a few minutes to talk.

In Egypt, the terrible plagues didn't just appear out of nowhere. God, in his power, sent them on purpose. He saw us Israelites suffering. God has a plan to rescue us, and no kingdom or pharaoh can ever stand in God's way. God takes care of us, *(Amen!)* and nothing will stop him.

God keeps speaking to Pharaoh through Moses. Moses is an Israelite, too, and he's our leader. Let's read what God told Moses.



Read aloud Exodus 11:1.

One more plague, and then we Israelites will be free! We'll have to leave these homes, but we know that God takes care of us. *(Amen!)* God will lead us to new homes, where we'll be free!

We'll be able to leave our homes when we want to. Everyone, step off your blankets. Pause. And we'll come back when we want to. Everyone, sit back down on your blankets. Pause. We won't have to work and work and work with no payment. Just thinking of that day fills me with high-fiving hope! Go ahead and give a family member a high-five. Pause.

Israelites, how are we feeling? Maybe nervous? Excited? Hungry? It's dinnertime, after all. Do I hear any stomachs growling? What do you want for dinner? Invite food ideas from the whole group.

God told Moses what we should eat for dinner tonight. Here's what's on the menu: roasted lamb, bitter salad, and bread made without yeast. Yeast is the ingredient that makes bread rise, and there wasn't going to be time to make


Welcome a few responses. Be sure to summarize what kids say so everyone can hear.

that kind of bread. So bread without yeast is kind of like a cracker.

Now the meat in our meal came from a lamb. In addition to telling us to eat it, God said to do something with the lamb's blood, and it's a bit unusual. Moses said that God told us to put some of the lamb's blood on the doorpost of our home—the outside part, like this. Show the Bible Story poster.


Israelites, how do we feel about these instructions?
Echo these possible reactions after me. Place your hand behind your ear like you can't believe what you're hearing. **"Say what?!"** Pause. Hold your stomach and look disgusted. **"Gross!"** Pause. Clasp your hands together and close your eyes. **"Okay God. I trust you. Please take care of me. Amen."** Pause.

Let's read God's instructions to Israelite families in their homes. First, he told them how to eat their meal. As I read, act out in your families what I say.

 Read aloud Exodus 12:11, pausing to give Crews time to act out the verse.

We've got to eat fast! Quick, gobble up some unleavened, cracker-like bread.


Let's keep reading and see what God will do. It's very serious. So before I start, let's take another deep breath. Pause, then whisper. **Listen carefully.**


 Read aloud Exodus 12:12-13, reading slowly and with compassion.

God told Moses and the Israelites what he was going to do...and that's what happened. That night, at midnight, boys in the Egyptians' homes died. But everyone in the Israelite homes was passed over and kept safe. The blood on each door was like a shield that protected everyone inside.


Enough was enough for Pharaoh. He told Moses and all the Israelites to get out of Egypt. Let's go! Move to another area of your room as if you're stepping away from the scene of your story. Have everyone gather near a wall with no decoration. **The Israelite families had followed God's instructions, so they were ready to go. Since Egyptians were so ready to get them out of their land, they gave them expensive stuff like fancy clothing, gold, and silver. God's people were free, and they had what they needed to start a new life.**

That's what happened on the very first Passover. God told his people to celebrate his care for them every year.

 Read aloud Exodus 12:41-42.



Pretend to eat, or, if you'd like, give each Connect Crew some crackers to eat. Be mindful of allergies when choosing crackers and distributing them to children.



The Heart of the Matter

God takes care of us. *(Amen!)* He rescued his people from Egypt, and he rescued us from sin when he sent his Son, Jesus, to die on a cross. Let's use this tape to make a cross on the wall. Ask for a few kids to help you tear tape and make a cross shape.

For the Israelites, the blood on their doorposts was a like a shield that protected everyone inside from death. For us today, Jesus' blood protects us from death, too: spiritual death. But through Jesus, we can have a close friendship with God forever. God hasn't just rescued *you and me* from sin; he's welcomed all people into his family. People in our church, people in our neighborhoods, people in faraway countries...people *everywhere* are rescued by Jesus. We can *all* be God's people now!

God's family is big! Let's write on this cross the names of people God has rescued. When it's your turn, write your name and the name of someone you know who lives in a different place than you. After you've written, go somewhere in our room where you have some space to yourself, and silently pray and talk with Jesus about the person whose name you wrote.

Play a quiet praise song as kids write names on the tape cross.

Point to the cross. **Look at all these names! God takes care of us. *(Amen!)* When we need rescuing, God does something about it. He took care of the Israelites in Egypt, and he's still with us and taking care of us today.**

Now's a great time for Apply-It Options. Choose one—or both—of the following reinforcement activities to support today's Bible discoveries before the Friendship Finale.

Apply-It Options

Choose one—or both—of these activities to support kids' learning after Bible Discovery.

Explore More

Supplies

- Bibles

God rescues people who believe in Jesus—like us! Let's read about it in the New Testament of the Bible.



Distribute Bibles, and help kids find and read Colossians 1:13-14.

❓ Why are people sometimes afraid of the dark?

When people struggle or are hurting, they might say they're going through a dark time. And it's hard to see what God is doing.


Turn off the lights in your space. Make it as dark as possible by closing window blinds or curtains, too.

❓ Now look around and tell me who's wearing green today. Ask about a few other colors, too.

Turn on the lights again. **It's hard to see clearly in the dark. But people who are wearing those colors haven't disappeared; they're still there.**

❓ How is not seeing our friends in this room like not recognizing God at work during dark times in our lives?

Even during dark times, God is with us. God takes care of us. (Amen!) He might not make darkness disappear, but he's given us Jesus, our rescuer and our forever friend.



Game

God took care of the Israelites and rescued them when they were stuck in Egypt. Let's play a tag game where we'll rescue our friends when they're stuck.

- Play a version of Freeze Tag.
- Choose a child to be the "Tagger." If you have a large group, choose several Taggers.
- If tagged, kids must stand in that spot where they're tagged with their feet apart.
- Kids can rescue friends by crawling between their legs to set them free.
- Play for a few minutes, then choose new Taggers.
- ❓ **Who has taken care of you when you felt stuck and needed help?**

God takes care of us. (Amen!) When we were stuck in sin, God loved us and sent his Son, Jesus, to rescue us and be our forever friend. When we're friends with Jesus, we can look for ways to help and take care of others.



Supplies

- Tina Termite Bible Memory Buddy stickers (1 per child)
- Take-It-Home Flyers (Unit 2, Week 3) (1 per child)

Friendship Finale




Invite kids to sit in knee-to-knee circles with their Connect Crews.

Our Bible Memory Buddy Tina Termite helps us remember God takes care of us. (Amen!) You'll each receive a Tina Termite sticker to help you remember God's love and care throughout your week. You can wear your sticker or put it someplace that's special to you. Crew Guides will give each person a sticker like this.

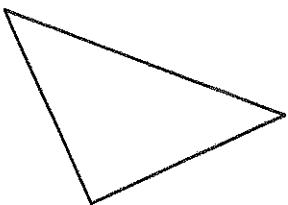
- Demonstrate the following actions with a Connect Crew.
- Have Crews stand in a circle with the Crew Guide in the center. Crew Guides will go around the circle and place a hand on each child's shoulder as they give that child a sticker.
- As they give each child a Bible Memory Buddy sticker, Crew Guides pray, "God, please take care of [child's name]."
- Crew Guides give thumbs-up when everyone has received a sticker.

Saying each child's name in a loving way helps kids simply experience God's love through you!



I'd like to read you something about our friend Jesus. Shield your eyes with your hand as if you're looking into the distance. **As you listen, close your eyes and imagine you're standing on top of a tall mountain looking out over the world below.**

- Read the first section of the Unit 2, Week 3 Take-It-Home Flyer.
- **Now I'll give you one of these flyers to help you talk about Jesus' love in your Connect Crews and at home, too.**
- Distribute Take-It-Home Flyers to Crew Guides, and have them share about their own friendship with Jesus as they discuss the "Talk Starter" question with their Crews.
- Kids share prayer requests—things they'd like to tell Jesus—in their Connect Crews.
- Connect Crews pray together.
- Crew Guides distribute Take-It-Home Flyers and follow the directions to help kids fold the paper to "fly" home. ○



God Spares the Israelites at Passover (Exodus 11–12:42)

**"If God is for us,
who can ever
be against us?"**
(Romans 8:31)

God takes care of us... when we need rescuing.

The next time you stand on a high mountain to look at the view, here's some advice: Stay back from the edge.

If you get dizzy as you look and someone takes your elbow to keep you from stumbling toward the edge, that person is helping you.

But if you accidentally fall and find yourself halfway down the cliff, hanging on a branch sticking out from the rock, you need more than advice. Or help. You need to be *rescued*.

You need someone who'll scramble down the cliff, grab hold of your hand, and haul you to safety.

That's what rescuers do: They show up in dangerous situations to help in big ways. They dive in even if it's risky. They do what it takes to save you.

Jesus left heaven and came to our world to rescue us from sin—choosing our way instead of God's way—and he had to die on a cross to complete his rescue mission.

That's how much God loves you. That's how far he'll go to rescue you. He gave his only Son, Jesus, to pull you back to safety and into a friendship with him.

You are loved! Accept that gift from God, and you are rescued!

Talk-Starters

Tell about a time you needed someone to rescue you. What happened?

Try This @ Home

It's always good to do what you can to avoid *needing* to be rescued. Gather the people who live with you, and do a fire drill together. If a fire were to break out, how would you all get out of the building? Where would you meet outside? Decide...and then walk through it.



Explore More @ Home

Never fear! Jesus is with us. So take a deep breath, and read these verses about rescue: Hebrews 13:6 and Psalm 37:39.




Make this page fly home!

Fold a paper football! When you get home


...have a family member make a goal post with his or her hands. See how many field goals you can get in a row. Rescue the football when it misses the goal.

Here's how:

- ① Fold the paper in half lengthwise as shown.



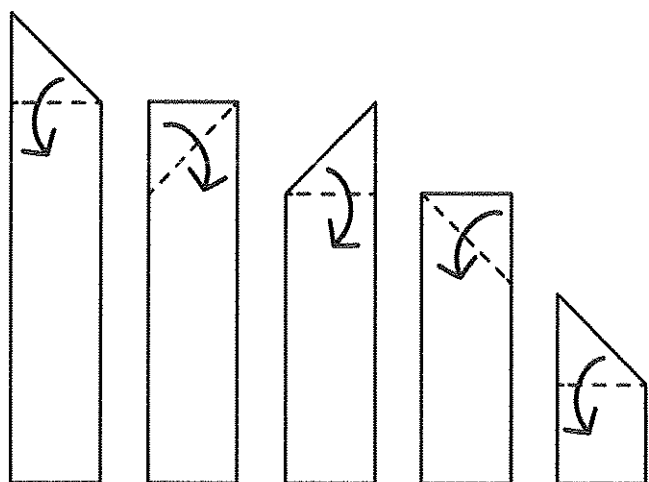
- ② Fold the still-folded paper in half again as shown.



- ③ Start at the top corner and fold into the center to make a triangle.



- ④ Keep folding the triangle down the length of the paper.



- ⑤ Tuck the last bit of paper into the folds of the triangle.



- ⑥ Hold the "football" on a corner, and give it a flick!

