

Jesus Talks With a Samaritan Woman

Good News for Outsiders

John 4:1-42

PRE-K

Bible Point


Jesus loves everyone.

Purpose

When have you been thirsty? Thirsty for water? Thirsty for something to satisfy you? Knowingly thirsty for a deeper relationship with God?

The woman at the well was thirsty for something, too. But she didn't know it was Jesus' living water that she craved...that is, until she met Jesus, and everything became clear.

Young children are thirsty, too. They crave more attention, more snacks, and more understanding of the world around them. In this lesson, you'll show children that Jesus is the one who brings them true joy and gives them everything they need. You'll give them a treasure they can hold on to for the rest of their lives.



Prayer

Dear God, thank you that you satisfy my every thirst. Fill me with your love and kindness today as I lead your children. In Jesus' name, amen.

Prep

Opening Options	Sing & Play	Bible Discovery & Goodbye Circle	Apply-It Options
<ul style="list-style-type: none"> <input type="checkbox"/> Option Cards* <input type="checkbox"/> Cotton Ball Fill 'Er Ups: cotton balls, cups <input type="checkbox"/> Living Watercolors: paper, watercolor paints, paintbrushes, water 	<ul style="list-style-type: none"> <input type="checkbox"/> Music CD* <input type="checkbox"/> Buddy Video DVD* <input type="checkbox"/> Music Video DVD* <input type="checkbox"/> Decker Bible Memory Buddy poster* <input type="checkbox"/> media player <input type="checkbox"/> Bible (bookmark John 13:34) 	<ul style="list-style-type: none"> <input type="checkbox"/> "Jesus Talks With a Samaritan Woman" Bible Story poster* <input type="checkbox"/> Music CD* <input type="checkbox"/> Decker Bible Memory Buddy stickers* (1 per child) <input type="checkbox"/> media player <input type="checkbox"/> Bible (bookmark John 4:7, 9) <input type="checkbox"/> pitchers filled with drinking water <input type="checkbox"/> cups (1 per child) 	<ul style="list-style-type: none"> <input type="checkbox"/> Game: no supplies <input type="checkbox"/> Food-n-Friendship: snack, napkins, hand cleanser, Music CD*, media player <input type="checkbox"/> Coloring Creation: "Jesus Talks With a Samaritan Woman" Coloring Creation pages* (1 per child), small pieces of blue tissue paper, glue sticks, wet wipes, crayons, Music CD*, media player

* in your **Simply Loved Kit**



Opening Options

Set up one—or both—of these intro activities to start your time together. Each activity connects kids to the Bible Point and to each other. Cut apart these Option Cards and place one by each activity you choose. Crew Guides will follow the directions and build friendships with kids as they make discoveries together!



Cotton Ball Fill 'Er Ups


Supplies

- cotton balls, cups

Pretends the cups are wells. Fill up the “wells” with cotton balls. Practice counting to see how many cotton balls can fit in the “well.”

? Tell about places you've gotten water to drink.

Jesus met a woman at a well, which is a place where people could get water to drink. Jesus offered her a special kind of water. **Jesus loves everyone.**



Living Watercolors

Supplies

- paper, watercolor paints, paintbrushes, water


Kids paint what they think “living water” looks like.

? What are some things you need every day?

In today's Bible story, Jesus called himself “living water.” Jesus wants to give us everything we need to live because **Jesus loves everyone!**

Opening

Now's a great time for Opening Options. Choose one—or both—to introduce today's Bible discoveries.



 "The Cleanup Song" (Music CD track 1)

Help kids transition by cleaning up before sitting with their Connect Crews. A Connect Crew is a smaller group of kids with one Crew Guide.

Sing & Play

Welcome

Hello, friends! I'm so glad you're here today. Let's sing our welcome song.

 "Hello, My Friends" (Music CD track 2)

Let's say hello to our Crew Guides. They're our go-to friends who are here to help.

- Kids give their Crew Guides a high-five.

Bible Point

Jesus loves everyone. That's our Bible Point today. Every time you hear the words "Jesus loves everyone!" cross your hands over your heart like this (demonstrate) and say, "Thank you, Jesus!" Let's try that together.

Jesus loves me. (point to yourself)

Jesus loves you. (point to a friend)

Jesus loves everyone. (cross hands over heart and say, "Thank you, Jesus!")

Jesus loves people who live here. (point to the ground in front of you)

Jesus loves people who live there. (point away from you)

Jesus loves everyone. (cross hands over heart and say, "Thank you, Jesus!")

Repeat several times.

Supplies

- Bible
- Music CD
 - "Hello, My Friends"
- Buddy Video DVD
 - Decker Bible Memory Buddy video (Week 4)
- Music Video DVD
 - "To God Be the Glory" music video
 - "He's Got the Whole World in His Hands" music video
- media player
- Decker Bible Memory Buddy poster




Thank you, Jesus!

Repetition cements learning, so be sure to say today's Bible Point A LOT. Have fun with it! Kids will love listening for it and responding with "Thank you, Jesus!"

I'm so happy that God sent his Son, Jesus, to be our friend. Let's sing about that!

 "To God Be the Glory" music video



Bible Memory Buddy & Verse


It's time to talk to our friend Buzzly Bee. Buzzly will show us a Bible Memory Buddy. Let's call for Buzzly. Do what I do!

- Flap hands quickly like a bee.
- Make buzzing sounds.

 Decker Bible Memory Buddy video (Week 4)

Decker is so cool! He reminds us to share Jesus' love because Jesus loves everyone! (Thank you, Jesus!)


- Show the Bible Memory Buddy poster.
- Have everyone crab walk toward a friend and give their friends a "claw five."

 Show the Bible. The Bible is God's true story of love! Our Bible Memory Verse comes from the Bible. Let's say it together. I'll say a line, and then you repeat after me.

"So now I am giving you a new commandment: Love each other. Just as I have loved you, you should love each other."
(John 13:34)

We love people because Jesus loves us. Let's sing a song about all the people Jesus loves.

 "He's Got the Whole World in His Hands" music video



Bible Discovery


Hold up the Bible. **Today our Bible story tells how Jesus became friends with someone. She was different from him, but that's okay. Jesus loves everyone!** *(Thank you, Jesus!)*

- Get comfy and sit in knee-to-knee circles with Connect Crews.
- **Tell how you're different from a brother, sister, or friend.** Invite Crew Guides to share first.
- Crew Guides give thumbs-up when everyone has shared.

Jesus loves everyone. *(Thank you, Jesus!)* **He made us all different and special. Sometimes people don't like other people to be different from them, and that was true when Jesus was on earth, too. The Bible says one day Jesus was walking a long way and he stopped to get a drink at a well. A well is a place where you go to get water. Show me how you drink water after a long walk. Do this with me!**


- Pat legs as if walking a long way.
- Make slurping sounds and drinking motions.

Walking a long way in the sun can make us thirsty! But Jesus couldn't get a drink from the well yet; he needed a bucket to lower down into the well to scoop up some water.

 Read aloud John 4:7.

A woman came to the well with a bucket, and Jesus asked her for some water. Together, let's pretend to get Jesus some water from a well.

- Pretend to lower a bucket.
- Pretend to pull a heavy bucket full of water back up.
- Show the Bible Story poster.

 Read aloud John 4:9.

The woman was so surprised that Jesus talked to her. They lived in different places and did different things. But Jesus loves everyone, *(Thank you, Jesus!)* **including the woman at the well.**


Jesus told the woman, "I can give you living water." Pause. Hmm, this was very confusing for the woman! She said, "How are you going to get this living water without a rope or a bucket?"

- **Tell about a time you were confused.** Briefly share a story from your own life.
- Invite a few responses from the whole group.

Supplies

- Bible
- "Jesus Talks With a Samaritan Woman" Bible Story poster
- pitchers filled with drinking water
- cups (1 per child)

We call helpers Crew Guides. If you lead a small class, you can be the Crew Guide. Simply gather kids in a cozy circle around you. If you have helpers, form smaller groups so each child can be known—and so kids can befriend your helpers, too!

 Read the verse from the Bible. You're showing kids that God's Word is special. Don't worry—we've kept the verses short for young attention spans.

Welcome a few responses. Be sure to summarize what kids say so everyone can hear.

Jesus wasn't trying to be confusing. He was using something we can see—water—to help us understand something we can't see—his love. He said if we drink the "living water" we'll never, ever be thirsty again. It'll be the best water we ever tasted! Jesus meant that if we're friends with him, he'll fill us with love and give us all we need to live. Do what I do!

- Jesus gives us love when we feel sad. (*cross hands over your chest*)
- Jesus gives us joy. (*jump up and down*)
- Jesus is our friend; he's always with us. (*high-five a friend close to you*)
- Repeat those actions several times, speeding up each time through.


Whew! That made me thirsty. Let's all get a drink! I'll pour water from this pitcher. We can pretend it's a bucket like the woman used.

- Have Crew Guides hold cups while you pour from the pitcher; then have them distribute cups to their Crews.
- Invite everyone to enjoy a drink of water.


Jesus loves everyone. (*Thank you, Jesus!*) He loves people who live in different places and do different things. Meeting Jesus at the well changed the woman's life! She realized that Jesus was special because Jesus is God's Son! She was so excited she ran to tell all her friends about Jesus!

- Run in place excitedly.
- Circle up knee to knee with Connect Crews.
- **?** When have you run to tell something exciting? Invite Crew Guides to share first.
- Crew Guides give thumbs-up when everyone has shared.

The woman ran to tell her friends, and they were all excited, too! They were different from Jesus' other friends, but they were some of the first people to believe Jesus was God's special Son. God sent Jesus to earth to show his love for us. Jesus loves everyone. (*Thank you, Jesus!*) He loves us, too!



Now's a great time for Apply-It Options. Choose one or more that fit your time frame to support today's Bible discoveries before the closing Goodbye Circle.




Apply-It Options

Choose one—or all—of these activities to support kids' learning after Bible Discovery.

Game

Play a version of tag where kids join the Tagger when tagged. After they're tagged, they'll hold hands with the Tagger, and anyone joined to the Tagger can tag others in the game. Play until everyone has joined the Tagger.

Jesus loves everyone! *(Thank you, Jesus!)* He was happy the woman at the well told all her friends about him. He wants everyone to be his friend!



Food-n-Friendship

Supplies: snack, napkins, hand cleanser, *Music* CD, media player

- Give a napkin to a friend and say, **"Jesus loves everyone!"** *(Thank you, Jesus!)*

 **"God, You Are So Good"**
(Music CD track 3)

- Eat snack together.
- ❓ **When we pray, we talk with Jesus. Who has something we can talk with Jesus about?**
- Pray together.

Jesus loves everyone! *(Thank you, Jesus!)* We can share about Jesus like the woman did. Pick up someone else's trash and say to that person, "Jesus loves you!"



Coloring Creation

Supplies: "Jesus Talks With a Samaritan Woman" Coloring Creation pages (1 per child), small pieces of blue tissue paper, glue sticks, wet wipes, crayons, *Music* CD, media player

When Jesus went to the well, he was thirsty for water. But he ended up telling a woman about "living water." He offered living water to the woman, and he offers it to us, too, because Jesus loves everyone. *(Thank you, Jesus!)*

- Talk about what Jesus and the woman in the picture are doing.
- Color the picture.
- Glue the blue tissue paper pieces to the well and bucket openings.
- Play music as kids create.

 **"As I Have Loved You" (John 13:34)**
(Music CD track 7)



Supplies

- Music CD
 - “Goodbye, My Friends”
 - “As I Have Loved You” (John 13:34)
- media player
- Decker Bible Memory Buddy stickers (1 per child)

Goodbye Circle


It's almost time to say goodbye! Let's sing our goodbye song as we join hands and make one big circle!

 “Goodbye, My Friends” (Music CD track 4)


The woman in the Bible story was different from Jesus. But Jesus loves everyone. (Thank you, Jesus!)

Jesus loves all kinds of people. It doesn't matter what you look like, where you live, or what you do. Jesus loves you!

- Show the Bible Memory Buddy poster, and remind kids that Decker helps us remember **Jesus loves everyone!**
- Invite Crew Guides to give each child a Decker sticker to wear or keep for later. Have kids cup their hands together so Crew Guides can place a sticker into each child's “cup.” As Crew Guides give the sticker, have them say, “**Jesus loves everyone**, and he loves you, [child's name].”

 “As I Have Loved You” (John 13:34) (Music CD track 7)

- Do Bible Memory Verse motions and move to the music!



Saying each child's name in a loving way helps kids simply experience God's love through you!

