


# Jesus Talks With a Samaritan Woman

## Good News for Outsiders

John 4:1-42



### Bible Point

Jesus loves everyone...and wants us to believe in him.

### Purpose

Signs of division between groups of people unfortunately run rampant in our society. Conflict and accusations abound in the news every day. While those situations may feel somewhat removed from us, it's easy to get caught in the subtle trap of our own isolationism. We have our busy schedules, our friends and coworkers, our routines. There's not much room for more.

Let this lesson remind you that Jesus not only loves everyone, but he also wants everyone to believe in him. That includes the person handing you your coffee, the cashier at the grocery store, and the parents of "that kid" in your child's class. Be open to letting Jesus use you to spread his good news.

### Prayer

Lord, please help me teach kids the truth that absolutely *everyone* needs you. Please use this lesson to help kids walk away knowing that every person they see is someone Jesus already loves and someone Jesus wants to believe in him. In Jesus' name I pray, amen.

### Prep


Opening Options	Sing & Play	Bible Discovery & Friendship Finale	Apply-It Options
<input type="checkbox"/> Option Cards* <input type="checkbox"/> <i>Pipe Cleaner Surprise:</i> chenille wires, child-safe scissors <input type="checkbox"/> <i>Paper Plate Masks:</i> paper plates, construction paper, scissors, yarn, markers, clear tape, glue sticks	<input type="checkbox"/> countdown video* <input type="checkbox"/> <i>Buddy Video DVD*</i> <input type="checkbox"/> <i>Music Video DVD*</i> <input type="checkbox"/> Decker Bible Memory Buddy poster* <input type="checkbox"/> media player <input type="checkbox"/> Bible (bookmark John 13:34)	<input type="checkbox"/> "Jesus Talks With a Samaritan Woman" Bible Story poster* <input type="checkbox"/> Decker Bible Memory Buddy stickers* (1 per child) <input type="checkbox"/> Take-It-Home Flyers* (Unit 3, Week 4) (1 per child) <input type="checkbox"/> Bible (bookmark John 4:10, 13-14, 26)	<input type="checkbox"/> <i>Explore More:</i> Bibles, adhesive nametags (1 per child), fine-tipped markers <input type="checkbox"/> <i>Game:</i> foam balls or paper wads (1 for every 3 kids)

\* in your **Simply Loved Kit**



# Opening Options

Set up one—or both—of these intro activities to start your time together. Each activity connects kids to the Bible Point and to each other. Cut apart these Option Cards, and place one by each activity you choose. Crew Guides will follow the directions and build friendships with kids as they make discoveries together!



## Pipe Cleaner Surprise

### Supplies

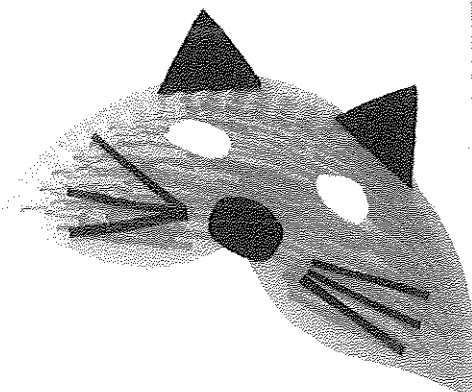

- chenille wires, child-safe scissors

Make a surprise creation.

In today's Bible story, Jesus surprises someone.

**?** When is a time *you* were surprised?

The person Jesus surprised was happy because she learned that Jesus loves everyone.



## Paper Plate Masks

### Supplies

- paper plates, construction paper, child-safe scissors, yarn, markers, clear tape, glue sticks

Create a mask.

**?** What's fun about wearing a mask?

Masks hide our faces. In today's Bible story, we'll discover that we can't hide anything from Jesus. Jesus knows everything about everyone, and still, Jesus loves everyone!

# Opening

Now's a great time for Opening Options. Choose one—or both—to introduce today's Bible discoveries.



countdown video (1 minute)

Help kids transition, clean up the activities, and sit with Connect Crews. A Connect Crew is a small group of kids with one Crew Guide.

## Sing & Play

Hello, friends! Welcome! I'm so glad you're here! I hope you brought your voices because we're going to start with a song!



"He's Got the Whole World in His Hands" music video

### Bible Point

I can't wait to discover more about how Jesus loves everyone. That's our Bible Point today, so every time you hear someone say the words Jesus loves everyone, I want you to respond in a certain way. Do what I do!

- Cross hands over your heart and say, "Thank you, Jesus!"
- Repeat several times.

Repetition cements learning, so be sure to say today's Bible Point A LOT. Have fun with it! Kids will love listening for it and responding with "Thank you, Jesus!"


I'm so thankful that Jesus loves everyone. (*Thank you, Jesus!*) Let's show Jesus we love him by singing another song. We were made to praise him!




"Made for This" music video

### Supplies

- Bible
- media player
- *Buddy Video* DVD  
Decker Bible Memory Buddy video (Week 4)
- *Musc Video* DVD  
"He's Got the Whole World in His Hands" music video  
"Made for This" music video  
"To God Be the Glory" music video
- Decker Bible Memory Buddy poster



Thank you, Jesus!



## Bible Memory Buddy & Verse

Let's check in with our Bible Memory Buddy. It's Decker the decorator crab. How much do you know about decorator crabs? Let's find out with a This-or-That Challenge! You'll hear two fun facts about crabs. It's up to you to decide which is true—this fact or that one!

- 🕒 Do decorator crabs keep the same shell their whole lives or grow a new shell?
- Have everyone make crab hands near their heads to vote for *this* (keep the same shell) or make crab hands near their feet to vote for *that* (grow a new shell).
- Make a drumroll sound by patting your thighs or the floor.
- Dramatically give the answer: **Decorator crabs grow new shells!**
- Watch the Bible Memory Buddy video.



Decker Bible Memory Buddy video (Week 4)



Show the Bible. The Bible is God's true story of love! It's filled with all kinds of amazing things God wants us to know about him and how we can live in friendship with him. Our Bible Memory Verse is John 13:34. Let's say the verse together. I'll say a line, and then you repeat after me.

"So now I am giving you a new commandment: *(hold hands out like a tray)*  
Love each other. *(give a friend's shoulder a squeeze)*  
just as I *(point up)*  
have loved you, *(point forward)*  
you should love each other." *(give another friend's shoulder a squeeze)*  
(John 13:34)

I love God's Word! It helps me remember that Jesus loves everyone. *(Thank you, Jesus!)* Jesus loves us so much, he gave his life for us. Let's sing about that!



"To God Be the Glory" music video

# Bible Discovery

## Circle Up & Connect

Let's circle up and spend a little time getting to know each other in smaller groups called Connect Crews.

- Have kids form Connect Crews with one helper—or Crew Guide—per group.
  - Invite kids to sit in knee-to-knee circles with their Connect Crews.
  - Have kids give their Crew Guides and each other wavy high-fives.
  - Have kids take turns saying their names and answering this question. Crew Guides go first.
- ❓ **What's your favorite thing to do with friends?**

## The Heart of the Matter

Choose a color you're wearing that only some of the kids are wearing. For the purposes of this lesson, we said green. But choose whatever color you want as long as only some kids are wearing it.

**I can't wait to share today's Bible story with you! But...well...this is a little awkward...but...I can't share it with all of you. Just with the people wearing green. If you're wearing green, come on up! If you're not, well, sorry.** Pause as kids wearing green come forward. Then continue speaking to everyone.

**The thing is, I like people who wear green. Motion to the kids wearing green. They're just like me. They look like me, don't you think? All that beautiful green. Plus, they think like I do, especially about important things like what color to wear. No offense or anything, but I just don't quite trust people who aren't wearing green. I usually don't even talk to them.**

Gather the kids wearing green into a huddle with you. Whisper together about anything, such as what movies they like, their favorite sports, favorite pizza toppings, and so on. As you whisper, periodically stand up and look at the other kids briefly. Then go back to whispering for a total of about two minutes before speaking to the whole group again.

**You all look kind of lost out there. Maybe just this one time I can talk to everyone, not just the people wearing green.** Have kids wearing green sit back down with their Connect Crews.

- ❓ **If you weren't wearing green, how did it feel to be left out by me? Talk in your Crews.**
- ❓ **If you were wearing green, what was that like? Call out your answers.**

In today's Bible story, we'll meet someone who was used to being left out—until she met Jesus, that is. Let's see what happened.

## Supplies

- Bible
- "Jesus Talks With a Samaritan Woman" Bible Story poster

We call helpers Crew Guides. If you lead a small class, you can be the Crew Guide. Simply circle up with the kids. If you have helpers, form smaller groups so each child can be known—and so kids can befriend your helpers, too!



## Experience the Bible Story

I'll need your help with this story. Hop up and do what I do.

One day Jesus and his disciples were walking through the region of Samaria.  
*(walk in place)*

They kept walking, and walking, and walking, and walking some more. *(keep walking in place)*

Finally, they decided to take a break. *(stop walking)*

They were tired. *(stretch and yawn)*

And they were hungry. *(rub your belly)*

Jesus sent his disciples to a nearby town to buy some food. *(point into the distance)*

Then Jesus sat down by a well to wait. *(pretend to look at a wristwatch)*

Soon a Samaritan woman came to the well to get some water. *(walk in place as if carrying a bucket)*

Jesus said to her, "Please give me a drink." He must have been thirsty from all that walking. *(hold throat as if thirsty)*

The woman was surprised! *(make surprised face)*

Usually Jews refused to have anything to do with Samaritans. *(place hands in front of you, facing away)*

The woman said to Jesus, "You're a Jew, and I'm a Samaritan woman. Why are you asking me for a drink?" *(shrug shoulders as if confused)*



Read aloud John 4:10.

Show the Bible Story poster.

"But sir, you don't have a rope or bucket, and this well is very deep," said the woman. *(pretend to pull a heavy bucket from a well)*




Read aloud John 4:13-14.

"Please, sir," the woman said, "give me this water!" *(bend one knee and pretend to plead)*

Jesus said, "Go and get your husband." *(point into the distance)*

"I don't have a husband," the woman said. *(hold out empty hands)*

Jesus said, "You're right! You don't have



a husband—for you have had five husbands. You told the truth!” (hold up five fingers)

“Sir,” the woman said, “you must be a prophet. I know the Messiah is coming—the one who is called Christ. When he comes, he will explain everything to us.” (point to head)



Read aloud John 4:26.

Just then the disciples came back and scolded Jesus for talking to a Samaritan woman. (shake index finger)

Meanwhile, the woman believed Jesus. She ran back to the village, telling everyone, “Come and see a man who told me everything I ever did! I think he might be the Messiah!” (run in place)

Lots of people came from the village to listen to Jesus, and lots of them believed in Jesus as the Messiah! (give high-fives)

Thanks for your help! You can sit down with your Crews now.

In this Bible story, Jesus’ disciples didn’t want him to even *talk* to the Samaritan woman.

Have kids talk in their Crews. Crew Guides can go first.

- 🔍 When is a time you’ve seen people not want to have anything to do with another group of people?
- 🔍 Has there ever been a time in your life when someone didn’t want to be friends with you, even though they didn’t know you? What was that like?

It’s hurtful when people don’t want to be our friends. In our Bible story, the Jews didn’t want to be friends with the Samaritans because they were different from each other. And feelings like that still happen in our world today. But Jesus isn’t like that. Jesus loves everyone! (Thank you, Jesus!) And Jesus wants *everyone* to believe in him.

- 🔍 How would the ending of this story have been different if Jesus hadn’t talked to the Samaritan woman? Call out your answers. Welcome several responses from the whole group.

If Jesus had refused to talk to the Samaritan woman, she would never have known that he’s the Messiah. She was one of the first people to believe that Jesus was special—that he was God’s Son!

And she would never have run to the village to tell all the other people about him, so *they* would never have believed in Jesus. That’s why it’s important to tell everyone about Jesus—because everyone needs him.

- 🔍 What’s one thing about Jesus you could tell a friend or neighbor? Crew Guides, you can share first. Pause.

It’s so important to tell others about Jesus. Jesus wants everyone to follow him because Jesus loves everyone! (Thank you, Jesus!)

Now’s a great time for Apply-it Options. Choose one—or both—of the following reinforcement activities to support today’s Bible discoveries before the Friendship Finale.

# Apply-It Options

Choose one—or both—of these activities to support kids' learning after Bible Discovery.

## Explore More

### Supplies

- Bibles, adhesive nametags (1 per child), fine-tipped markers



Distribute Bibles, and help kids find and read John 13:34-35 together.

**Your love for other people shows that you follow Jesus. Make and decorate a nametag for yourself as a follower of Jesus.**

- 🕒 **Do you think people know right away from your words and actions that you're a follower of Jesus? What could you do better to show your love for Jesus?**

Jesus loves everyone. *(Thank you, Jesus!)* His love isn't based on your actions, and you can't earn it. But the more you get to know Jesus, the more you'll *want* to follow him.



## Game

### Supplies

- foam balls or paper wads (1 for every 3 kids)

Form trios and play Keep Away. One player stands in the middle, and the other two players toss a ball back and forth, trying to keep it away from the player in the middle. Change positions so everyone gets a chance to be in the middle.


- 🕒 **What was it like to be in the middle?**

In our Bible story, Jesus' disciples didn't understand why Jesus would talk to a Samaritan woman. But if Jesus hadn't talked to the Samaritan woman, she and lots of other people wouldn't have believed in him. Jesus doesn't want anyone to be kept away from him, because Jesus loves everyone. *(Thank you, Jesus!)*





# Friendship Finale



Have kids sit in knee-to-knee circles with their Connect Crews.

**Decker, our Bible Memory Buddy friend, can help us remember that Jesus loves everyone. (Thank you, Jesus!) You'll each receive a Decker sticker to help you remember Jesus' love for you throughout your week. You can wear it now or keep it for later. Crew Guides will give each person a sticker like this.**

- Ask a willing person to help you demonstrate the following actions.
- Have the person stand with his or her back to you. Tap the person on the shoulder to turn around, as if you were Jesus tapping the Samaritan woman to ask for a drink. Then place the Decker sticker in his or her open hands. It's like turning to Jesus!
- As they give each child a Bible Memory Buddy sticker in the same way, Crew Guides say, "[Child's name], Jesus loves everyone, and that means you."
- Crew Guides give thumbs-up when finished.

Saying each child's name in a loving way helps kids simply experience Jesus' love through you!

**Jesus didn't reject the Samaritan woman like his disciples wanted him to. Jesus never rejects anyone! That's because Jesus loves everyone. (Thank you, Jesus!) No matter how you feel, and no matter what's happening in your life, please remember that Jesus loves you. Always and forever. He'll never reject you, he'll never leave you, and he'll always love you.**

**I'd like to read you something about our friend Jesus. As you listen, turn away from your Crew members. Pause as kids move. Now imagine your friend Jesus is behind you. Pause. Close your eyes and listen as I read about Jesus, then turn around to join your Crew members to show that Jesus loves everyone.**

- Read the first section of the Unit 3, Week 4 Take-It-Home Flyer.
- **Now I'll give you one of these flyers to help you talk about Jesus' love in your Connect Crews and at home, too.**
- Distribute Take-It-Home Flyers to Crew Guides, and have them share about their own friendship with Jesus as they discuss the "Talk Starter" question together and then invite kids to share.
- Kids share prayer requests—things they'd like to tell Jesus—in their Connect Crews.
- Connect Crews pray together.
- Crew Guides distribute Take-It-Home Flyers and follow the directions to help kids fold the paper to "fly" home. ○

## Supplies

- Decker Bible Memory Buddy stickers (1 per child)
- Take-It-Home Flyers (Unit 3, Week 4) (1 per child)

