

# Jesus Welcomes Children

## Good News for Outsiders

Luke 18:15-17

### Bible Point

**Jesus loves everyone.**

### Purpose

Think about when you were a child. Did you ever have someone discount what you said? Now think of a time you may have dismissed something a child said to you. Were the circumstances really that different?

As much as kids are valued in our culture, they aren't considered to have a lot of wisdom. But Jesus indicated that children are important in God's family, and he was adamant about making time for them.

Young children are living out the experience of the children in this Bible passage right now. And this is your chance to let them know they're valuable and important in God's family. Jesus loves kids. And kids can love Jesus as much as adults do, serve with pure hearts, and know Jesus personally.



### Prayer

God, thank you for your reminder that you love everyone and think we're all important. Teach me about your kingdom as I interact with kids today. In Jesus' name, amen.

### Prep


Opening Options	Sing & Play	Bible Discovery & Goodbye Circle	Apply-It Options
<input type="checkbox"/> Option Cards* <input type="checkbox"/> <i>Cotton Ball Blowing</i> : cotton balls <input type="checkbox"/> <i>Happy Watercolors</i> : paper, watercolor paints, paintbrushes, water	<input type="checkbox"/> <i>Music CD</i> * <input type="checkbox"/> <i>Buddy Video DVD</i> * <input type="checkbox"/> <i>Music Video DVD</i> * <input type="checkbox"/> Decker Bible Memory Buddy poster* <input type="checkbox"/> media player <input type="checkbox"/> Bible (bookmark John 13:34)	<input type="checkbox"/> "Jesus Welcomes Children" Bible Story poster* <input type="checkbox"/> <i>Music CD</i> * <input type="checkbox"/> Decker Bible Memory Buddy stickers* (1 per child) <input type="checkbox"/> media player <input type="checkbox"/> Bible (bookmark Luke 18:15-17)	<input type="checkbox"/> <i>Game: Music CD</i> * and media player ( <i>optional</i> ) <input type="checkbox"/> <i>Food-n-Friendship</i> : snack, napkins, hand cleanser, <i>Music CD</i> *, media player <input type="checkbox"/> <i>Coloring Creation</i> : "Jesus Welcomes Children" Coloring Creation pages* (1 per child), crayons, eye stickers, <i>Music CD</i> *, media player

\* in your **Simply Loved Kit**



# Opening Options

Set up one—or both—of these intro activities to start your time together. Each activity connects kids to the Bible Point and to each other. Cut apart these Option Cards and place one by each activity you choose. Crew Guides will follow the directions and build friendships with kids as they make discoveries together!




## Cotton Ball Blowing

### Supplies

- cotton balls

Blow on cotton balls. Have some people try to blow them *off* the table while other people blow to keep them *on* the table.

 **Where is a place you'd like to stay for a long time?**


In our Bible story, some people wanted to send children away. But Jesus loves everyone. He wanted them to stay.

## Happy Watercolors

### Supplies

- paper, watercolor paints, paintbrushes, water


Paint hearts and smiling faces.

 **Who is someone that makes you smile a lot?**

**Jesus loves everyone.** In our Bible story, we'll see how he loved to spend time with children. Kids like you make him smile!

# Opening

Now's a great time for Opening Options. Choose one—or both—to introduce today's Bible discoveries.



**"The Cleanup Song"** (*Music CD track 1*)

Help kids transition by cleaning up before sitting with their Connect Crews. A Connect Crew is a smaller group of kids with one Crew Guide.

## Sing & Play

### Welcome

Hello, friends! I'm so glad you're here today. Let's sing our welcome song.



**"Hello, My Friends"** (*Music CD track 2*)

Let's say hello to our Crew Guides. They're our go-to friends who are here to help.

- Kids give their Crew Guides a hand hug.

### Bible Point

Today we'll find out that **Jesus loves everyone**. Every time you hear the words **"Jesus loves everyone!"** cross your hands over your heart like this (demonstrate) and say, **"Thank you, Jesus!"** Let's try that together.

**Jesus loves me.** (*point to yourself*)

**Jesus loves you.** (*point to a friend*)

**Jesus loves everyone.** (*cross hands over heart and say, "Thank you, Jesus!"*)

**Jesus loves little kids.** (*hold hand at your knee to show "small"*)

**Jesus loves big kids.** (*hold hand above your head to show "tall"*)

**Jesus loves everyone.** (*cross hands over heart and say, "Thank you, Jesus!"*)

Repeat several times.

### Supplies

- Bible
- Music CD
  - "Hello, My Friends"
- Buddy Video DVD
  - Decker Bible Memory Buddy video (Week 3)
- Music Video DVD
  - "Let's Get a Little Crazy" music video
  - "To God Be the Glory" music video
- media player
- Decker Bible Memory Buddy poster



Thank you, Jesus!


Repetition cements learning, so be sure to say today's Bible Point A LOT. Have fun with it! Kids will love listening for it and responding with "Thank you, Jesus!"

Let's sing a song that invites everyone to have some fun!

 "Let's Get a Little Crazy" music video

## Bible Memory Buddy & Verse

It's time to talk to our friend Buzzly Bee. Buzzly will show us a Bible Memory Buddy. Let's call for Buzzly. Do what I do!




- Flap hands quickly like a bee.
- Make buzzing sounds.

 Decker Bible Memory Buddy video (Week 3)

Decker the crab reminds us that **Jesus loves everyone.** (*Thank you, Jesus!*)


- Show the Bible Memory Buddy poster.
- Explain that Decker decorates his shell.
- Have everyone point to a decoration they are wearing, like a bracelet, headband, or cool shoes.
- **Your decorations are lovely! And speaking of love, Jesus loves everyone.** (*Thank you, Jesus!*)

 Show the Bible. **The Bible is God's true story of love! Our Bible Memory Verse comes from the Bible. Let's say it together. I'll say a line, and then you repeat after me.**

**"So now I am giving you a new commandment: Love each other. Just as I have loved you, you should love each other."** (John 13:34)  
*(hold hands out like a tray)*  
*(give a friend's shoulder a squeeze)*  
*(point up)*  
*(point forward)*  
*(give another friend's shoulder a squeeze)*  
(John 13:34)

I'm so glad God loves us and sent Jesus to be our friend. Let's sing a song to praise God!

 "To God Be the Glory" music video



# Bible Discovery


Hold up the Bible. **Today our Bible story tells how Jesus welcomed children. That's because Jesus loves everyone!** (*Thank you, Jesus!*)

- Get comfy and sit in knee-to-knee circles with Connect Crews.
- 🗣️ **Who is another child you love?** Briefly share an answer from your own life, then invite kids to answer in Crews.
- Crew Guides give thumbs-up when everyone has shared.

**Jesus loves everyone.** (*Thank you, Jesus!*) **He loves every child we talked about. They're all important! But a long time ago when Jesus lived on the earth, people didn't think kids were as important as grown-ups. It was as if the grown-ups didn't want to see them. Let's see if we can get someone to see and notice us.**

- Have a Crew Guide helper stand in front of all the kids. He or she should try to look straight ahead without smiling.
- Have kids wave, laugh, or do silly things to try to make the Crew Guide notice them and smile.
- When the Crew Guide smiles, choose someone else to stand in front and try not to smile.
- After initiating another smile, have kids each give a friend a high-five and then sit with their Crews again.

**We don't have to be silly to get Jesus to notice us. He always sees us and loves us just as we are. Jesus loves everyone.** (*Thank you, Jesus!*) **And Jesus noticed the kids in our Bible story. Let's see what happened!**

 Read aloud Luke 18:15.

**Parents brought their kids to meet Jesus. Let's talk about this in our Connect Crews.**

- 🗣️ **If you could meet Jesus right now, what would you tell him about?** Share an idea from your own life.
- Invite Crew Guides to share first.
- Crew Guides give thumbs-up when everyone has shared.
- Ask for a few responses from the whole group.


**Thanks for sharing. We'd have a good talk with Jesus! The children in our Bible story almost didn't get to talk to Jesus, though, because Jesus' friends didn't think Jesus wanted to see them. So they said to the parents, "Take those kids away! Jesus is doing something important right now!" Do what I do!**

- Wag fingers like you're scolding someone.
- Pretend to shoo kids away with the wave of a hand.
- Make a sad face to show how the kids might have felt when they were shooed away.


## Supplies

- Bible
- "Jesus Welcomes Children" Bible Story poster


**We call helpers Crew Guides. If you lead a small class, you can be the Crew Guide. Simply gather kids in a cozy circle around you. If you have helpers, form smaller groups so each child can be known—and so kids can befriend your helpers, too!**

 **Read the verse from the Bible. You're showing kids that God's Word is special. Don't worry—we've kept the verses short for young attention spans.**

**Welcome a few responses. Be sure to summarize what kids say so everyone can hear.**



**Jesus loves everyone.** *(Thank you, Jesus!)* The kids didn't need to be sad, because Jesus told them to stay! Let's find out what he said.

 Read aloud Luke 18:16.

**Jesus didn't wag his finger or shoo away the kids. He welcomed them!**


- Show the Bible Story poster.
- Crew Guides spread arms wide and welcome everyone into a group hug.
- Kids take turns opening arms while everyone else rushes in for a fun group hug.

 Read aloud Luke 18:17.

**Jesus explained that grown-ups can learn from kids about how to love God and be his friends. Let's practice some things kids can teach grown-ups. Do what I do!**

- Kids can teach adults to notice little things—like bugs! Pretend to be a bug.
- Kids can teach adults how to be silly and smile. Make a silly face.
- Kids can teach adults how to ask for help. Raise your hand and say, "Help me, please!"

**Kids, you have a special friendship with Jesus. He loves you and wants to be your friend! Jesus loves everyone!** *(Thank you, Jesus!)*



Now's a great time for Apply-It Options. Choose one or more that fit your time frame to support today's Bible discoveries before the closing Goodbye Circle.

# Apply-It Options


Choose one—or all—of these activities to support kids' learning after Bible Discovery.

## Game

**Supplies:** Music CD and media player (optional)

Have everyone move in a large circle and do fun things kids would do, such as skipping, hopping, or crab walking. The leader randomly calls "Welcome," and all the kids race to the leader for a group hug. Repeat several times. If you'd like, play tracks 5, 6, and 7 as kids move.


**Jesus was teaching adults, but when he saw kids who were there to see him, he said "Welcome!" He said that because Jesus loves everyone. (Thank you, Jesus!) He wanted to spend time with kids as much as adults!**



## Food-n-Friendship

**Supplies:** snack, napkins, hand cleanser, Music CD, media player

- Give a napkin to a friend and say, **"Jesus loves everyone!"** (Thank you, Jesus!)



- Eat snack together.
- **When we pray, we talk with Jesus. Who has something we can talk with Jesus about?**
- Pray together.

**Jesus loves everyone! (Thank you, Jesus!) He said kids are important in God's family! Let's work together as a family to clean up now.**





## Coloring Creation

**Supplies:** "Jesus Welcomes Children" Coloring Creation pages (1 per child), crayons, eye stickers, Music CD, media player

**Jesus welcomes everyone. (Thank you, God!) And he welcomed the children with open arms because he loved spending time with them!**

- Identify Jesus on the picture.
- Color the picture.
- Place eye stickers on Jesus to show that he saw and welcomed kids!
- Encourage kids to draw themselves around Jesus, along with other kids they know.
- Play music as kids create.



## Supplies

- Music CD
  - “Goodbye, My Friends”
  - “As I Have Loved You” (John 13:34)
- media player
- Decker Bible Memory Buddy stickers (1 per child)

# Goodbye Circle


It's almost time to say goodbye! Let's sing our goodbye song as we join hands and make one big circle!

 “Goodbye, My Friends” (Music CD track 4)


Some of the grown-ups didn't think kids were important enough to spend time with Jesus, but Jesus loves everyone. (Thank you, Jesus!)

He loves me and he loves you, and you, and you! Point at each child.

- Show the Bible Memory Buddy poster, and remind kids that Decker helps us remember that **Jesus loves everyone!** (Thank you, Jesus!)
- Invite Crew Guides to give each child a Decker sticker to wear or keep for later. Have each child open his or her arms like Jesus did. Crew Guides give each child a sticker and say, “[Child's name], **Jesus loves everyone**, and that means you!”

 “As I Have Loved You” (John 13:34) (Music CD Track 7)

- Do Bible Memory Verse motions and move to the music!



Saying each child's name in a loving way helps kids simply experience God's love through you!






Jesus Welcomes Children


# JESUS LOVES EVERYONE.

LUKE 18:15-17



**“So now I am giving you a new commandment: Love each other. Just as I have loved you, you should love each other.”**

(John 13:34)



# Decker